

# PREFACE

The 2015 Education Statistics Brunei Darussalam is a yearly publication by the Department of Planning, Development and Research, Ministry of Education, Brunei Darussalam. It provides statistical information which serves as indicators of the status and trend of the Brunei Darussalam's education system.

The information includes number of schools; enrolment of students according to levels of schooling, age, gender, courses, electives; and number of teachers by age, gender and qualification. This information is based on the results of data gathered throughout 2015.

It is also hoped that successful publication of this book will provide useful information for educational planning and directions as well as meet the needs of other users and requirement of various international statistical agencies such as UNESCO Institute of Statistics (UIS), the Southeast Asian Ministers of Education Organization (SEAMEO), Commonwealth and Organization for Economic Cooperation and Development (OECD).

This book is divided into five sections:

Section 1 contains statistics summary;

Section 2 covers all the Pre-Primary, Primary, Secondary and Sixth Form education levels;

Section 3 covers all the Vocational, Technical and Higher education levels;

Section 4 views the Education Statistical Series; and

Section 5 presents the lists of all schools by District in Brunei Darussalam.

The Department would like to thank all government and private schools, colleges and institutions including the various ministries, for their continuous support and cooperation in providing the relevant data. The Department would also like to acknowledge everyone who has contributed directly or indirectly to the successful production of this publication.

**EDUCATION DATA AND INFORMATION MANAGEMENT SECTION  
DEPARTMENT OF PLANNING, RESEARCH AND DEVELOPMENT  
MINISTRY OF EDUCATION  
BRUNEI DARUSSALAM  
[www.moe.gov.bn](http://www.moe.gov.bn)**

**May 2016**

# CONTENT

Preface	I
Content	II - VII
Introductory Remarks	VIII
List of Acronyms	IX
Overview of the Education System	X - XII
SPN21 Education System Structure	XIII
Brunei General Information	XIV
Number of Schools, Teachers and Students on map	XV

## Section 1 : Education Statistics Summary

1.1	Number of Schools, Enrolment and Teachers by Education Level, Sector and District	19
1.2	Number of Schools, Enrolment and Teachers by Gender, Education Level and District	20
1.3	Number of Schools, Enrolment and Teachers by Gender, Education Level and Sector	21
1.4	Number of Classes, Enrolment and Teachers by Education Level and Gender	22
1.5	Number of Classes and Enrolment by Education Level and Sector	23
1.6	Number of Teachers by Education Level and Sector	24
1.7	Number of Classes, New and Repeaters by Education Level	25 - 27
1.8	Enrolment by Age and Education Level	28 - 31
1.9	Enrolment by Race and Education Level	32 - 34
1.10	Vocational Technical Institutions' Enrolment by Ministry/Sector	35
1.11	Vocational Technical Institutions' Graduates by Ministry/Sector	36
1.12	Higher Education Institutions' Enrolment by Field of Education	37 - 38
1.13	Higher Education Institutions' Graduates by Field of Education	39 - 40
1.14	Teachers' Academic Qualification and Terms of Service by Level	41
1.15	Teachers' Age Group by Level	42
1.16	Student-Class, Teacher-Class and Student-Teacher Ratios by Ministry/Sector	43
1.17	Student-Class, Teacher-Class and Student-Teacher Ratios by Education Level	44
1.18	Charts: <i>Figure 1</i> - Enrolment by Age and Education Level	45
	<i>Figure 2</i> - Vocational Technical Education Enrolment by Institutions	46
	<i>Figure 3</i> - Vocational Technical Education Enrolment by Award Level	46
	<i>Figure 4</i> - Higher Education Institutions Enrolment by Programme	47
	<i>Figure 5</i> - Higher Education Institutions Enrolment by Award Level	47
	<i>Figure 6</i> - Higher Education Institutions Graduates by Programme	48
	<i>Figure 7</i> - Higher Education Institutions Graduates by Award Level	48
	<i>Figure 8</i> - Vocational Technical Education Graduates by Institutions	49
	<i>Figure 9</i> - Vocational Technical Education Graduates by Award Level	50
	<i>Figure 10</i> - Teacher by Academic Qualifications	51

## Section 2 : Statistics on Pre-Primary, Primary, Secondary and Sixth Form education

### 2.1 Ministry of Education

2.1.1	Number of Schools by Education Level and District	57
2.1.2	Number of Teachers by Education Level and District	57
2.1.3	Enrolment by Education Level and District	57
2.1.4	Number of Classes, Enrolment and Teachers by Education Level	58

2.1.5	Enrolment by Education Level and District	
2.1.5.1	Pre-Primary and Primary by Cluster	59
2.1.5.2	Pre-Primary and Primary by District	59
2.1.5.3	Secondary	60
2.1.5.4	Sixth Form	60
2.1.6	Number of Classes, New and Repeaters	
2.1.6.1	Pre-Primary and Primary	61
2.1.6.2	Secondary	62
2.1.6.3	Sixth Form	62
2.1.7	Enrolment by Age and Education Level	
2.1.7.1	Pre-Primary and Primary	63
2.1.7.2	Secondary	64
2.1.7.3	Sixth Form	64
2.1.8	Enrolment by Race and Education Level	
2.1.8.1	Pre-Primary and Primary	65
2.1.8.2	Secondary	66
2.1.8.3	Sixth Form	66
2.1.9	Teachers' Academic Qualification and Terms of Service by Education Level	67
2.1.10	Teachers' Age Group by Education Level	68

### 2.2 Ministry of Religious Affairs

2.2.1	Number of Schools by Education Level and District	71
2.2.2	Number of Teachers by Education Level and District	71
2.2.3	Enrolment by Education Level and District	71
2.2.4	Number of Classes, Enrolment and Teachers by Education Level	72
2.2.5	Enrolment by Education Level and District	
2.2.5.1	Primary	73
2.2.5.2	Secondary	73
2.2.5.3	Sixth Form	73
2.2.6	Number of Classes, New and Repeaters by Education Level	74
2.2.7	Enrolment by Age and Education Level	
2.2.7.1	Primary	75
2.2.7.2	Secondary	75
2.2.7.3	Sixth Form	75
2.2.8	Enrolment by Race and Education Level	76
2.2.9	Teachers' Academic Qualification and Terms of Service by Education Level	77 - 78
2.2.10	Teachers' Age Group by Education Level	79

### 2.3 Private Schools

2.3.1	Number of Schools by Education Level and District	83
2.3.2	Number of Teachers by Education Level and District	83
2.3.3	Enrolment by Education Level and District	83
2.3.4	Number of Classes, Enrolment and Teachers by Education Level	84
2.3.5	Enrolment by Education Level and District	
2.3.5.1	Pre-Primary	85
2.3.5.2	Primary	85
2.3.5.3	Secondary	86
2.3.5.4	Sixth Form	86
2.3.6	Number of Classes, New and Repeaters by Education Level	87

2.3.7	Enrolment by Age and Education Level	
2.3.7.1	Pre-Primary and Primary	88
2.3.7.2	Secondary	89
2.3.7.3	Sixth Form	89
2.3.8	Enrolment by Race and Education Level	
2.3.8.1	Pre-Primary and Primary	90
2.3.8.2	Secondary	91
2.3.8.3	Sixth Form	91
2.3.9	Teachers' Academic Qualification by Education Level	92
2.3.10	Teachers' Age Group by Education Level	93

### Section 3 : Statistics on Vocational, Technical and Higher Education

#### 3.1 Ministry of Education

3.1.1	Number of Institutions by Education Level and District	99
3.1.2	Enrolment by Education Level and District	99
3.1.3	Number of Instructors by Education Level and District	99
3.1.4	Enrolment and Number of Instructors by Education Level	99
3.1.5	Vocational Technical Enrolment by Education Level and District	100
3.1.6	Higher Education Enrolment by Education Level and District	100
3.1.7	Vocational Technical - Number of New and Repeaters	100 – 101
3.1.8	Higher Education - Number of New and Repeaters	101
3.1.9	Vocational Technical Enrolment by Age and Education Level	102 – 104
3.1.10	Higher Education Enrolment by Age and Education Level	105 - 107
3.1.11	Vocational Technical Enrolment by Race and Education Level	108 - 109
3.1.12	Higher Education Enrolment by Race and Education Level	110 - 111
3.1.13	Intake, Enrolment and Graduates of Vocational Technical Institutions by Award Level	112
3.1.14	Enrolment of Vocational Technical Institution by Award Level	113
3.1.15	Enrolment of Vocational Technical Institutions by Course/Programmes	
3.1.15.1	Maktab Teknik Sultan Saiful Rijal (MTSSR)	114
3.1.15.2	Pusat Latihan Mekanik (PLM)	115
3.1.15.3	Sekolah Perdagangan (SP)	115
3.1.15.4	Sekolah Vokasional Nakhoda Ragam (SVNR)	116
3.1.15.5	Sekolah Vokasional Wasan (SVW)	116
3.1.15.6	Maktab Kejuruteraan Jefri Bolkiah (MKJB)	117
3.1.15.7	Sekolah Vokasional Sultan Bolkiah (SVSB)	118
3.1.16	Intake, Enrolment and Graduates of Higher Education Institutions by Award Level	119 - 120
3.1.17	Intake, Enrolment and Graduates of Higher Education Institutions by Field of Education	
3.1.17.1	Universiti Brunei Darussalam (UBD)	121 - 124
3.1.17.2	Universiti Islam Sultan Sharif Ali (UNISSA)	125
3.1.17.3	Institut Teknologi Brunei (ITB)	126 - 127
3.1.17.4	Politeknik Brunei (PB)	127 - 128
3.1.18	Enrolment of Higher Education Institutions by Programmes	
3.1.18.1	Universiti Brunei Darussalam (UBD)	129 - 134
3.1.18.2	Universiti Islam Sultan Sharif Ali (UNISSA)	134 - 135
3.1.18.3	Institut Teknologi Brunei (ITB)	136 - 138
3.1.18.4	Politeknik Brunei (PB)	139 - 140

3.1.19	Vocational Technical and Higher Education Instructors by Academic Qualification, Terms of Service, Age Group and Years of Service	141
3.1.20	Vocational Technical Instructors' Academic Qualification, Terms of Service Age Group and Years of Service by Institution	142 - 148
3.1.21	Higher Education Lecturers' Academic Qualification, Terms of Service, Age Group and Years of Service by Institution	149 - 152

#### 3.2 Ministry of Religious Affairs

3.2.1	Number of Institutions by Education Level and District	155
3.2.2	Enrolment by Education Level and District	155
3.2.3	Number of Instructors by Education Level and District	155
3.2.4	Enrolment and Number of Instructors by Education Level	155
3.2.5	Enrolment by Education Level and District	156
3.2.6	Higher Education - Number of New and Repeaters	156
3.2.7	Higher Education Enrolment by Age and Education Level	157
3.2.8	Higher Education Enrolment by Race and Education Level	158
3.2.9	Intake, Enrolment and Graduates of Higher Education Institutions by Award Level	159
3.2.10	Intake, Enrolment and Graduates of Higher Education Institutions by Field of Education	160
3.2.11	Enrolment of Higher Education Institution by Programmes	161
3.2.12	Higher Education Lecturers' by Academic Qualification, Terms of Service, Age Group and Years of Service	162

#### 3.3 Ministry of Culture, Youth and Sports

3.3.1	Number of Institutions by Education Level and District	165
3.3.2	Enrolment by Education Level and District	165
3.3.3	Number of Instructors by Education Level and District	165
3.3.4	Enrolment and Number of Instructors by Education Level	166
3.3.5	Enrolment by Education Level and District	166
3.3.6	Vocational Technical - Number of New and Repeaters	166
3.3.7	Vocational Technical Enrolment by Age and Education Level	167
3.3.8	Vocational Technical Enrolment by Race and Education Level	167
3.3.9	Intake, Enrolment and Graduates of Vocational Technical Institution by Award Level	168
3.3.10	Enrolment of Vocational Technical Institution by Award Level	168
3.3.11	Enrolment of Vocational Technical Institution by Courses/Programmes	168
3.3.12	Vocational Technical Lecturers' by Academic Qualification, Terms of Service, Age Group and Years of Service	169

#### 3.4 Prime Minister's Office

3.4.1	Number of Institutions by Education Level and District	173
3.4.2	Enrolment by Education Level and District	173
3.4.3	Number of Instructors by Education Level and District	173
3.4.4	Enrolment and Number of Instructors by Education Level	174
3.4.5	Enrolment by Education Level and District	174
3.4.6	Vocational Technical - Number of New and Repeaters	174
3.4.7	Vocational Technical Enrolment by Age and Education Level	175
3.4.8	Vocational Technical Enrolment by Race and Education Level	175
3.4.9	Intake, Enrolment and Graduates of Vocational Technical Institution by Award Level	176

3.4.10	Enrolment of Vocational Technical Institution by Award Level	176
3.4.11	Enrolment of Vocational Technical Institution by Courses/Programmes	176
3.4.12	Vocational Technical Lecturers' by Academic Qualification, Terms of Service, Age Group and Years of Service	177

### 3.5 Private Institutions

3.5.1	Number of Institutions by Education Level and District	181
3.5.2	Enrolment by Education Level and District	181
3.5.3	Number of Instructors by Education Level and District	181
3.5.4	Enrolment and Number of Instructors by Education Level	181
3.5.5	Vocational Technical Enrolment by Education Level and District	182
3.5.6	Higher Education Enrolment by Education Level and District	182
3.5.7	Vocational Technical - Number of New and Repeaters	182
3.5.8	Higher Education - Number of New and Repeaters	183
3.5.9	Vocational Technical Enrolment by Age and Education Level	184 - 185
3.5.10	Higher Education Enrolment by Age and Education Level	185 - 186
3.5.11	Vocational Technical Enrolment By Race and Education Level	187
3.5.12	Higher Education Enrolment By Race and Education Level	188
3.5.13	Intake, Enrolment and Graduates of Vocational Technical Institutions by Award Level	189
3.5.14	Enrolment of Vocational Technical Institutions by Award Level	190
3.5.15	Enrolment of Vocational Technical Institutions by Courses/Programmes	191 – 192
3.5.16	Intake, Enrolment and Graduates of Higher Education Institutions by Field of Education	193
3.5.17	Intake, Enrolment and Graduates of Higher Education Institutions by Programmes	194 - 195
3.5.18	Enrolment of Higher Education Institutions by Programmes	196 - 197
3.5.19	Vocational Technical Instructors by Academic Qualification, Terms of Service, Age Group and Years of Service	198
3.5.20	Higher Education Instructors by Academic Qualification, Terms of Service, Age Group and Years of Service	199
3.5.21	Vocational Technical Instructors Academic Qualification, Terms of Service, Age Group and Years of Service by Institution	201 - 202
3.5.22	Higher Education Instructors Academic Qualification, Terms of Service, Age Group and Years of Service by Institution	203 - 204

### Section 4 : Education Statistical Series

4.1	Number of Schools by Level	207
	<i>Chart: Figure 4.1 - Number of Schools by Level, 2002-2014</i>	208
4.2	Number of Teachers by Level	209
	<i>Chart: Figure 4.2 - Number of Teachers by Level, 2002-2014</i>	210
4.3	Enrolment by Education Level	211
	<i>Chart: Figure 4.3 - Enrolment by Level, 2002-2014</i>	212
4.4	Percentage of Pupils Passed in Primary School Assessment (PSR) Examination	213
	<i>Chart: Figure 4.4 - Percentage of Pupils Passed in Primary School Assessment (PSR) Examination by Gender</i>	213
4.5	Percentage of Students Passed with 5 'O' and above in BCGCE 'O' Level Examination by Sector	214
	<i>Chart: Figure 4.5 - Percentage of Students Passed with 5 'O' and above in BCGCE 'O' Level Examination by Sector</i>	214

4.6	Percentage of Students Passed with 2 'A' and above in BCGCE 'A' Level Examination by Sector	215
	<i>Chart: Figure 4.6 - Percentage of Students Passed with 2 'A' and above in BCGCE 'A' Level Examination by Sector</i>	215

### Section 5 : List of Schools

5.1	List of Schools by Sector, District and Education Level	219 - 224
-----	---	-----------

## INTRODUCTORY REMARKS

- (1) This statistics booklet reports data as of:
  - March 31, 2015 for pre-primary, primary, secondary and sixth form education; and
  - September 30, 2015 for the vocational, technical and higher education levels.
- (2) School levels are categorised as follows :
  - a. Pre-Primary : Pre-School (for Government Schools) and Kindergarten 1, 2 and 3 (for Private Schools).
  - b. Primary : Year 1 to Year 6.
  - c. Secondary : Year 7 to Year 11 and Sixth Form.
  - d. Vocational Technical : Vocational and Technical Education (VTE).
  - e. Higher Education : University College, Polytechnic, Institute (except Institute Tahfiz Al-Quran Sultan Haji Hassanal Bolkiah) and Universities.
- (3) Government statistics include data from schools/colleges/institutions/universities under the administration of Ministry of Education (MoE), Prime Minister's Office (PMO), Ministry of Religious Affairs (MoRA) and Ministry of Culture, Youth and Sports (MoCYS).
- (4) The number of students is the total students enrolled including those taking leave of absence, and the number of graduates is the total students who successfully completed a course of study/training with awarded certificate.
- (5) The number of teachers represents all teachers inclusive of principals and deputy principals.
- (6) Two (2) government secondary schools offer both secondary and sixth form levels; Maktab Sains Paduka Seri Begawan Sultan and Sekolah Menengah Sayyidina Ali.
- (7) Fifteen (15) private schools offer both Primary and Secondary Levels.
- (8) Two (2) private Vocational and Technical Institutions offer Higher National Diploma courses.
- (9) The following races are categorised as follows:
  - Malay : Malay comprises of Melayu Brunei, Kedayan, Dusun, Murut, Bisaya, Belait and Tutong.
  - Other Indigenous : Indigenous that are not included in Malay categories such as Iban, Kedazan, Lun Bawang, etc.
  - Others : Indians, Portugese, British, etc.
- (10) Technical and Vocational Education and Training (TVET) and Higher Education:
  - Intake : First year students (new students).
  - Enrolment : Total students in the institution.
  - Graduates : Number of graduate students.
- (11) Trained teachers are teachers with Certificate/Diploma in Teaching/Education, Postgraduate Certificates/Diploma in Education, Bachelor in Education, Master in Education or Doctorate in Education.

## LIST OF ACRONYMS

MoE	- Ministry of Education
MoRA	- Ministry of Religious Affairs
MoCYS	- Ministry of Culture, Youth and Sports
PMO	- Prime Minister's Office
BPS	- Bahagian Pendidikan Swasta
MTSSR	- <b>M</b> aktab <b>T</b> eknik <b>S</b> ultan <b>S</b> aiful <b>R</b> ijal
MKJB	- <b>M</b> aktab <b>K</b> ejuruteraan <b>J</b> efri <b>B</b> olkiah
PLM	- <b>P</b> usat <b>L</b> atihan <b>M</b> ekanik
SP	- <b>S</b> ekolah <b>P</b> erdagangan
SVSB	- <b>S</b> ekolah <b>V</b> okasional <b>S</b> ultan <b>B</b> olkiah
SVNR	- <b>S</b> ekolah <b>V</b> okasional <b>N</b> akhoda <b>R</b> agam
SVW	- <b>S</b> ekolah <b>V</b> okasional <b>W</b> asan
PB	- <b>P</b> oliteknik <b>B</b> runei
ITB	- <b>I</b> nstitut <b>T</b> eknologi <b>B</b> runei
UBD	- <b>U</b> niversiti <b>B</b> runei <b>D</b> arussalam
UNISSA	- <b>U</b> niversiti <b>S</b> ultan <b>S</b> harif <b>A</b> li
KUPUSB	- <b>K</b> olej <b>U</b> niversiti <b>P</b> erguruan <b>U</b> gama <b>S</b> eri <b>B</b> egawan
KIGS	- <b>I</b> nternational <b>G</b> raduate <b>S</b> tudies <b>C</b> ollege
LCB	- <b>L</b> aksamana <b>C</b> ollege of <b>B</b> usiness
HND	- <b>H</b> igher <b>N</b> ational <b>D</b> iploma
HNC	- <b>H</b> igher <b>N</b> ational <b>C</b> ertificate
AD	- <b>A</b> dvanced <b>D</b> iploma
ND	- <b>N</b> ational <b>D</b> iploma
MF	- <b>M</b> ale and <b>F</b> emale
F	- <b>F</b> emale
M	- <b>M</b> ale
CIS	- <b>N</b> umber of <b>C</b> lasses
C	- <b>C</b> itizens
NC	- <b>N</b> on- <b>C</b> itizens
CNC	- <b>C</b> itizens and <b>N</b> on- <b>C</b> itizens
x	- <b>I</b> ncluded in other category
m	- <b>M</b> issing data (or not available)
z	- <b>C</b> ategory does not apply

# OVERVIEW OF THE EDUCATION SYSTEM

## INTRODUCTION

Being a small nation with population less than half a million, education plays a critical role in contributing to shaping the future of Brunei Darussalam.

The Ministry of Education (MoE) is committed to providing an educational system that prepares and equips our young generation for their future roles in the development of the country. Since 2007, MoE has outlined its mission “to provide holistic education to achieve fullest potential for all”; with its vision, “Quality Education towards a Developed, Peaceful and Prosperous Nation “. This is to equip students to live their adult lives in a multitasking, multifaceted, technology-driven, diverse and vibrant world. Thus, Brunei Darussalam’s education system aims to nurture every child and to help all students to discover/maximize their talent, and develop passion for life-long learning.

In January 2009, MoE has embarked on the National Education System for the 21<sup>st</sup> Century or *Sistem Pendidikan Negara Abad Ke-21* (SPN21). SPN21 has brought three major changes in the education system: education structure; curriculum and assessment; and technical education.

SPN21 allows highly capable students to complete their secondary education in a shorter period (four instead of five years). It provides multiple pathways for students to choose programmes that suit their capabilities, interests, inclinations, growth and development; catering to their needs. It also reflects on the ministry’s desire to ensure that students complete at least four years of secondary education before pursuing post-secondary education or seeking for employment. This is enshrined in the National Education Policy (1993) of providing every student with at least 12 years of education. Nevertheless it is mandatory for all school aged children between the ages of six and below 15 years to attend 9 years of formal education (Education Order 2007).

## EDUCATION STRUCTURE

### Pre-Primary Education

Children enter the education system (one year of primary education) at the age of five. This reception/foundation stage emphasises the socio-emotional development and personality to prepare learners for primary education.

### Primary Education

The duration of primary education is six years (Year 1 to Year 6). At the end of Year 6, students sit for Primary School Assessment or *Penilaian Sekolah Rendah* (PSR). It helps identify the appropriate secondary school programmes (streams) to match individual student’s learning pace, ability and inclination. Students who attain five ‘A’s in their PSR will be channelled to the science schools.

For students with special educational needs, there are two different plans provided for them: Remedial Education Plan (REP) and Individualised Education Plan (IEP). REP is mainly for students with learning difficulties in basic skills such as reading, writing and mathematics. IEP is intended for students who have been identified as having special educational needs, in particular those with high support needs. Modifications and changes are made on the curriculum, and in teaching and learning strategies to suit the need(s) of these students.

## Secondary Education

At secondary level, most students follow the two-year common curriculum (Year 7 and Year 8) before channelled into one of the following programmes starting Year 9:

- **General Secondary Education Programme**

This programme is for those who are more academically inclined. Majority of students will be in the 5-year programme, sitting for their Brunei Cambridge General Certificate of Education Ordinary Level (BC GCE ‘O’ Level) at the end of Year 11. Students who are highly performing in Year 8 will be undergoing the 4 year programme to sit for BC GCE ‘O’ Level at the end of year 10.

- **Applied Secondary Education Programme**

This programme is designed for students who are more inclined towards vocational education which is more hands-on and provides project-based approach in learning. At the end of this programme students will develop technical skills to prepare them for future employment in the vocational sector. Within the Applied Secondary Education Programme, the Special Applied Programme (SAP) is also offered at Year 9.

However, students with identified strength(s), talent(s) and need(s) will undergo the following programmes starting Year 7:

- **Specialised Education Programme**

This is a 5-year programme for the gifted and talented students who by virtue of outstanding abilities are capable of exceptional performance in general or specific ability areas. The curriculum designed for the gifted and talented students focuses on differentiating the content, process, product and/or the learning environment with increased breadth and depth of the subject matter. Opportunities are made available for extension, enrichment and acceleration, or the appropriate combination of these approaches within the differentiated curriculum. These will be determined by considering the students’ various learning needs and strengths.

- **Special Educational Needs Programme**

Special Educational Needs Programme at the secondary level is a continuity of the Individualised Education Plan (IEP) in primary schools. One of the Special Educational Needs Programme that has been implemented in secondary schools is the Pre-Vocational Programme.

This 5-year programme caters for the needs of identified students with special educational needs at the secondary level. Besides developing their basic academic, living and social skills, the programme also seeks to instill vocational and work skills through relevant work placements. The programme aims to produce independent individuals striving towards their fullest potential.

After Year 10 or Year 11, students can proceed to either sixth form, polytechnics (e.g. Politeknik Brunei) or Technical and Vocational Education and Training (TVET) institutions.

## Sixth Form / Pre University Education

Students who have obtained adequate and relevant BC GCE 'O' level results may proceed to the pre-university level. At this level, most students follow a two-year course and sit for the GCE Advanced level ('A' level) examination. Those who complete 'A' level courses with adequate and relevant passes may be eligible for entry to any of the four local universities or be awarded scholarships for further studies abroad.

However, students are not prohibited from applying to pursue courses in polytechnic or TVET institutions; or seek for employment after the completion of sixth form.

## Technical and Vocational Education and Training (TVET)

TVET imparts to young learners the skills needed in the world of work. Under the SPN21, Skill Certificate and Diploma programs are taken by students who have completed upper secondary education to prepare them for work as skilled workers or technicians; as well as for progression to higher level technical studies.

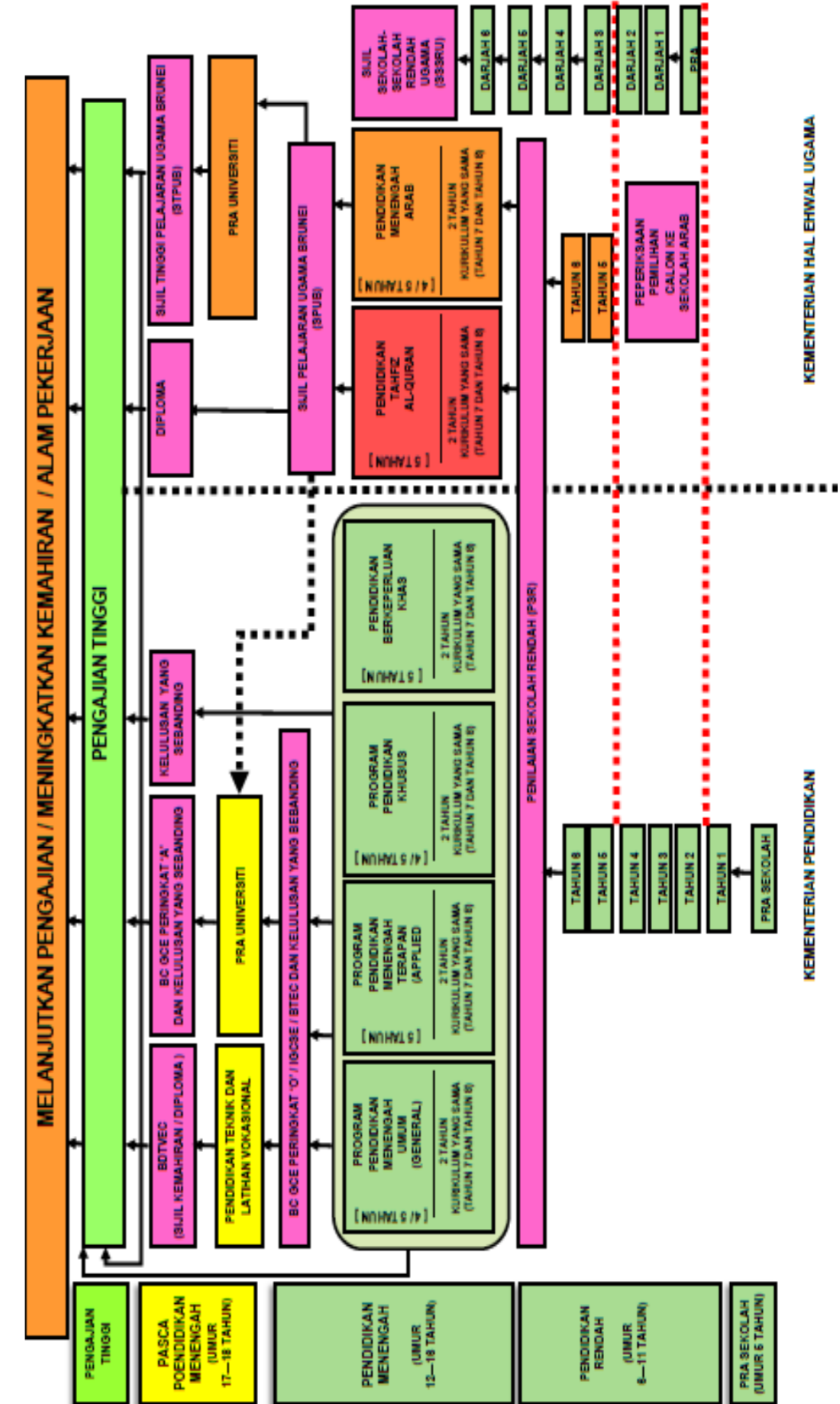
- Students who have completed their BC GCE 'O' level have the opportunity to progress to technical programmes at certificate level. Upon completion, they may proceed to higher level of technical education.
- Students who have adequate and relevant BC GCE 'O' level results may proceed Diploma Programmes.

## Higher Education

There are four universities and one Polytechnic in Brunei Darussalam. The course duration ranges from two years (diploma programmes) to four years (undergraduate programmes).

- Universiti Brunei Darussalam (UBD) was established in 1985 and offers diploma, undergraduates, Master and Doctor of Philosophy programmes. It has ten faculties namely, Academy of Brunei Studies, Faculty of Arts and Social Sciences, Faculty of Business, Economics and Policies Studies, Faculty of Science, Pengiran Anak Puteri Rashidah Sa'adatul Bolkiah Institute of Health Sciences, Institute of Asian Studies, SOAS Centre of Islamic Studies, Continuing Education Centre, Language Centre and Sultan Hassanul Bolkiah Institute of Education.
- Universiti Islam Sultan Sharif Ali (UNISSA) was established in 2007 and it focuses on Arabic Language, Islamic History and Civilisation, Islamic Law and Islamic Finance. It offers diploma, undergraduates, Masters and Doctor of Philosophy programmes. The university has four faculties and three Research Centres namely, Faculty of Arabic Language and Islamic Civilisation, Faculty of Usuluddin, Faculty of Shariah and Law, Faculty of Business and Management Sciences, Centre for Promotion of Knowledge and Language Learning, Madhhab Shafi'i Research Centre and Centre for Postgraduate Studies and Research.
- Institut Teknologi Brunei (ITB) was established in January 1986 and upgraded to a University status in October 2008. It offers Higher National Diplomas (HND) and Undergraduate Degree Programmes in the areas of Engineering, Business and ICT. It has two academic faculties, namely the Faculty of Engineering and the Faculty of Business and Computing.
- Kolej Universiti Perguruan Ugama Seri Begawan (KUPU SB) was established in 1975 as an Islamic Religious Teachers' Training College. In 2007, it was upgraded to a university college. KUPU SB is under the purview/jurisdiction of the MoRA. It offers diploma, higher national diploma, post-graduate diploma, undergraduate and Masters programmes in Islamic teaching. It has three faculties and three centres; namely Faculty of Education, Faculty of Usuluddin, Faculty of Shariah, Centre for Core Knowledge, Language Centre and Centre for Postgraduate Studies and Research.
- Politeknik Brunei (PB) was established under the consentment by His Majesty in his titah during the Teachers' Day Celebration in October 2008. The academic structure comprises of three schools; namely School of Business and Finance, School of Information and Communication Technology (ICT) and School of Science and Engineering, offering Advance Diploma courses.

## SPN 21 EDUCATION SYSTEM STRUCTURE



## BRUNEI GENERAL INFORMATION 2015

Total Population	417,200
Annual Rate of Increase	1.3
Life Expectancy at Birth (Years)	77.4
Infant Mortality Rate per 1000 live births	8.8
Literacy Rate (Total)	98
Literacy Rate (Male)	98.6
Literacy Rate (Female)	97.4
GDP per Capita at current prices	42,610
Number of Schools	254
Number of Teachers	10979
Number of Students	113987
Teacher to Student Ratio	1:10
School to Student Ratio	1:452
School to Teacher Ratio	1:42
Number of Graduates (Local Higher Education institutions)	3535

**Note:**

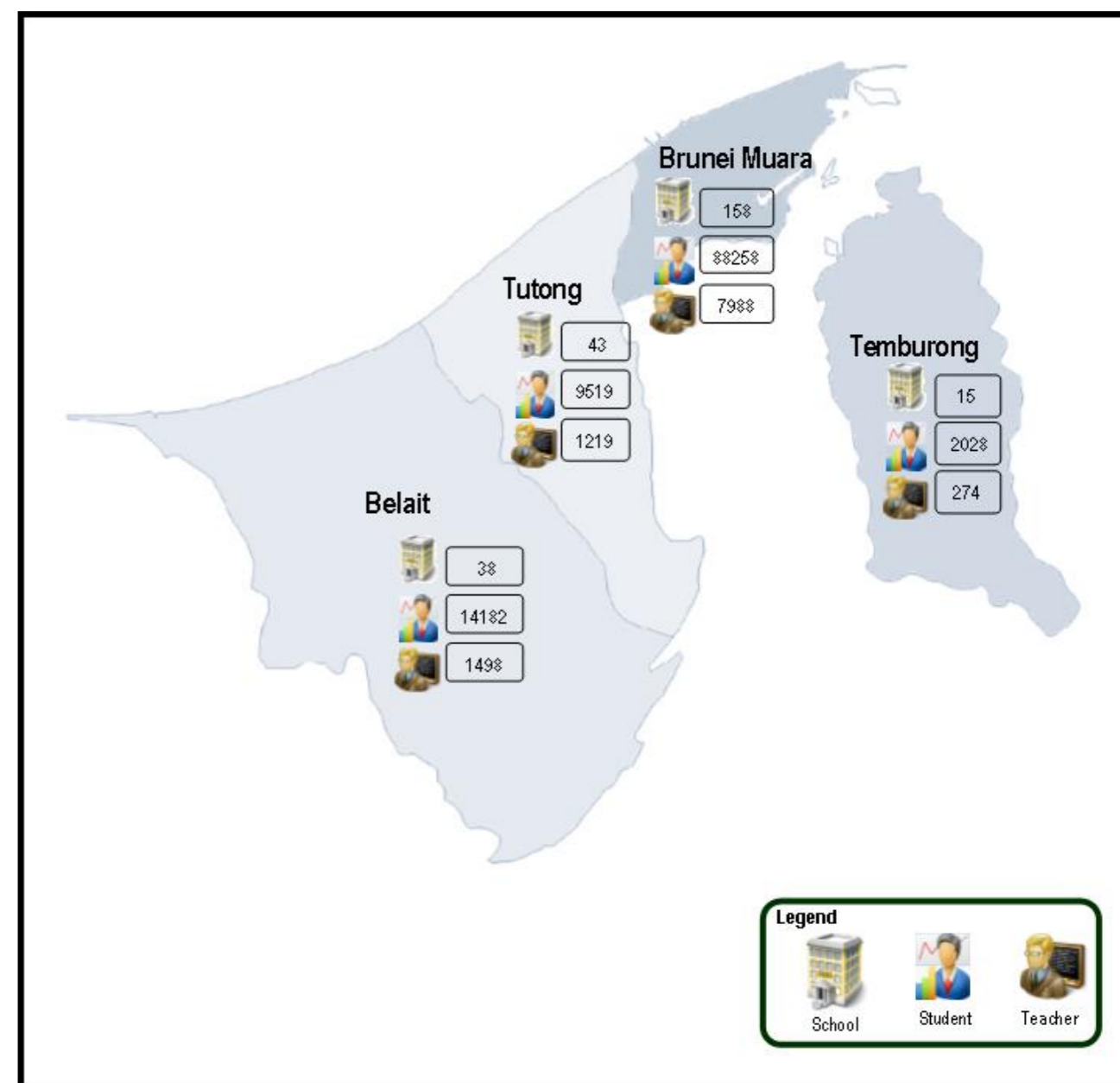
\* - Based on the revised and rebasing of the national accounts with basic year 2010, Department of Economic Planning and Development.

**Source:**

Department of Economic Planning and Development, Prime Minister's Office (2014) – base year is as of 2010.

Department of Planning, Research and Development, Ministry of Education (2015)

## NUMBER OF SCHOOLS, TEACHERS AND STUDENTS IN ALL DISTRICTS, 2015





Section : 1

# Education Statistics Summary 2015

99



1.1 Number of Schools / Institutions, Enrolment, Teachers / Instructors by Education Level, Ministry / Sector and District, 2015

Education Level	Ministry / Sector	District												Overall Total		
		Brunei Muara			Tutong			Belait			Temburong			Number of Schools / Institutions	Enrolment	Number of Teachers / Instructors
		Number of Schools / Institutions	Enrolment	Number of Teachers / Instructors	Number of Schools / Institutions	Enrolment	Number of Teachers / Instructors	Number of Schools / Institutions	Enrolment	Number of Teachers / Instructors	Number of Schools / Institutions	Enrolment	Number of Teachers / Instructors			
All	Overall Total	158	88258	7988	43	9519	1219	38	14182	1498	15	2028	274	254	113887	10979
	MoE	95	54282	5710	35	7547	1035	23	8517	987	12	1791	234	165	72137	7966
	MoRA	6	4146	456	1	591	76	1	179	21	1	105	16	9	5021	569
	MoCYS	1	235	30	0	0	0	0	0	0	0	0	0	1	235	30
	PMO	1	27	15	0	0	0	0	0	0	0	0	0	1	27	15
Pre-Primary* (Preschool)	Private (BPS)	55	29568	1777	7	1381	108	14	5486	490	2	132	24	78	36567	2399
	Total	9	10062	827	1	1079	74	3	1959	156	0	201	22	13	13301	779
	MoE	x	2095	152	x	417	38	x	407	31	x	127	13	x	3046	234
	MoRA	z	z	z	z	z	z	z	z	z	z	z	z	z	z	z
	Private (BPS)	9	7967	375	1	662	36	3	1552	125	x	74	9	13	10255	545 <sup>(i)</sup>
Primary	Total	104	29577	2721	36	4137	583	28	5757	579	14	926	150	182	40397	4033
	MoE	62	15739	1742	29	3253	492	16	3149	346	11	815	126	118	22956	2706
	MoRA	2	1206	129	1	165	19	1	97	10	1	53	9	5	1521	167 <sup>(i)</sup>
	Private (BPS)	40	12632	850	6	719	72	11	2511	223	2	58	15	59	15920	1160 <sup>(i)</sup>
	Total	24	26721	2908	5	3910	498	5	5145	563	1	901	102	35	36677	4071
Secondary	MoE	21	20750	2342	5	3484	441	5	3640	410	1	849	95	32	28723	3288
	MoRA	2	1735	217	x	426	57	x	82	11	x	52	7	2	2295	292 <sup>(i)</sup>
	Private (BPS)	1	4236	349	0	0	0	x	1423	142	0	0	0	1	5659	491 <sup>(i)</sup>
	Total	4	4241	518	1	393	64	0	424	51	0	0	0	5	5058	633
	MoE	3	3399	432	1	393	64	x	424	51	0	0	0	4	4216	547
Sixth Form* (Pre-University)	MoRA	1	431	60	0	0	0	0	0	0	0	0	0	1	431	60 <sup>(i)</sup>
	Private (BPS)	x	411	26	0	0	0	0	0	0	0	0	0	x	411	26 <sup>(i)</sup>
	Total	10	4617	494	0	0	0	2	897	149	0	0	0	12	5514	643
	MoE	5	2882	357	0	0	0	2	897	149	0	0	0	7	3779	506
	MoCYS	1	235	30	0	0	0	0	0	0	0	0	0	1	235	30
Vocational Technical	PMO	1	27	15	0	0	0	0	0	0	0	0	0	1	27	15
	Private (BPS)	3	1473	92	0	0	0	0	0	0	0	0	0	3	1473	92
	Total	7	13040	820	0	0	0	0	0	0	0	0	0	7	13040	820
	MoE	4	9417	685	0	0	0	0	0	0	0	0	0	4	9417	685
	MoRA	1	774	50	0	0	0	0	0	0	0	0	0	1	774	50
Higher Education	Private (BPS)	2	2849	85	0	0	0	0	0	0	0	0	0	2	2849	85

**Note:**

z - All Arabic schools do not conduct Pre-Primary education.

x - Included under the total number of Primary School.

\* - In Brunei context, Pre School (including Kindergarten) and Pre University are also referred to as Pre Primary and Sixth Form respectively.

<sup>(i)</sup> - Teachers teaching more than one level of education are included in the level based on the highest number of teaching periods or number of classes taught.

## 1.2

## Number of Schools / Institutions, Enrolment, Number of Teachers / Instructors by Gender, Education Level and District, 2015

Education Level	District	Number of Schools / Institutions	Enrolment			Number of Teachers / Instructors		
			MF	M	F	MF	M	F
All	<b>Overall Total</b>	<b>254</b>	<b>113987</b>	<b>57272</b>	<b>56715</b>	<b>10979</b>	<b>3120</b>	<b>7859</b>
	Brunei Muara	158	88258	43705	44553	7988	2235	5753
	Tutong	43	9519	5001	4518	1219	344	875
	Belait	38	14182	7498	6684	1498	425	1073
	Temburong	15	2028	1068	960	274	116	158
Pre-Primary* (Pre school)	<b>Total</b>	<b>13</b>	<b>13301</b>	<b>6805</b>	<b>6496</b>	<b>779</b>	<b>32</b>	<b>747</b>
	Brunei Muara	9	10062	5152	4910	527	21	506
	Tutong	1	1079	524	555	74	5	69
	Belait	3	1959	1016	943	156	5	151
	Temburong	x	201	113	88	22	1	21
Primary	<b>Total</b>	<b>182</b>	<b>40397</b>	<b>20808</b>	<b>19589</b>	<b>4033</b>	<b>915</b>	<b>3118</b>
	Brunei Muara	104	29577	15156	14421	2721	565	2156
	Tutong	36	4137	2120	2017	583	148	435
	Belait	28	5757	3047	2710	579	130	449
	Temburong	14	926	485	441	150	72	78
Secondary	<b>Total</b>	<b>35</b>	<b>36677</b>	<b>19112</b>	<b>17565</b>	<b>4071</b>	<b>1224</b>	<b>2847</b>
	Brunei Muara	24	26721	13726	12995	2908	823	2085
	Tutong	5	3910	2200	1710	498	165	333
	Belait	5	5145	2716	2429	563	193	370
	Temburong	1	901	470	431	102	43	59
Sixth Form* (Pre-University)	<b>Total</b>	<b>5</b>	<b>5058</b>	<b>2180</b>	<b>2878</b>	<b>633</b>	<b>203</b>	<b>430</b>
	Brunei Muara	4	4241	1841	2400	518	157	361
	Tutong	1	393	157	236	64	26	38
	Belait	0	424	182	242	51	20	31
	Temburong	0	0	0	0	0	0	0
Vocational Technical	<b>Total</b>	<b>12</b>	<b>5514</b>	<b>3114</b>	<b>2400</b>	<b>643</b>	<b>290</b>	<b>353</b>
	Brunei Muara	10	4617	2577	2040	494	213	281
	Tutong	0	0	0	0	0	0	0
	Belait	2	897	537	360	149	77	72
	Temburong	0	0	0	0	0	0	0
Higher Education	<b>Total</b>	<b>7</b>	<b>13040</b>	<b>5253</b>	<b>7787</b>	<b>820</b>	<b>456</b>	<b>364</b>
	Brunei Muara	7	13040	5253	7787	820	456	364
	Tutong	0	0	0	0	0	0	0
	Belait	0	0	0	0	0	0	0
	Temburong	0	0	0	0	0	0	0

## 1.3

## Number of Schools / Institutions, Enrolment and Number of Teachers / Instructors by Gender, Education Level and Ministry / Sector, 2015

Education Level	Ministry / Sector	Number of Schools / Institutions	Enrolment			Number of Teachers / Instructors		
			MF	M	F	MF	M	F
All	<b>Overall Total</b>	<b>254</b>	<b>113987</b>	<b>57272</b>	<b>56715</b>	<b>10979</b>	<b>3120</b>	<b>7859</b>
	MoE	165	72137	36413	35724	7966	2443	5523
	MoRA	9	5021	2104	2917	569	167	402
	MoCYS	1	235	105	130	30	12	18
	PMO	1	27	13	14	15	4	11
	Private (BPS)	78	36567	18637	17930	2399	494	1905
Pre-Primary* (Pre school)	<b>Total</b>	<b>13</b>	<b>13301</b>	<b>6805</b>	<b>6496</b>	<b>779</b>	<b>32</b>	<b>747</b>
	MoE	x	3046	1620	1426	234	13	221
	MoRA	z	z	z	z	z	z	z
	MoCYS	z	z	z	z	z	z	z
	PMO	z	z	z	z	z	z	z
	Private (BPS)	13	10255	5185	5070	545 <sup>(i)</sup>	19 <sup>(i)</sup>	526 <sup>(i)</sup>
Primary	<b>Total</b>	<b>182</b>	<b>40397</b>	<b>20808</b>	<b>19589</b>	<b>4033</b>	<b>915</b>	<b>3118</b>
	MoE	118	22956	12083	10873	2706	650	2056
	MoRA	5	1521	649	872	167 <sup>(i)</sup>	48 <sup>(i)</sup>	119 <sup>(i)</sup>
	MoCYS	z	z	z	z	z	z	z
	PMO	z	z	z	z	z	z	z
	Private (BPS)	59	15920	8076	7844	1160	217	943
Secondary	<b>Total</b>	<b>35</b>	<b>36677</b>	<b>19112</b>	<b>17565</b>	<b>4071</b>	<b>1224</b>	<b>2847</b>
	MoE	32	28723	15080	13643	3288	969	2319
	MoRA	2	2295	1019	1276	292 <sup>(i)</sup>	78 <sup>(i)</sup>	214 <sup>(i)</sup>
	MoCYS	z	z	z	z	z	z	z
	PMO	z	z	z	z	z	z	z
	Private (BPS)	1	5659	3013	2646	491	177	314
Sixth Form (Pre-University)	<b>Total</b>	<b>5</b>	<b>5058</b>	<b>2180</b>	<b>2878</b>	<b>633</b>	<b>203</b>	<b>430</b>
	MoE	4	4216	1818	2398	547	176	371
	MoRA	1	431	165	266	60 <sup>(i)</sup>	14 <sup>(i)</sup>	46 <sup>(i)</sup>
	MoCYS	z	z	z	z	z	z	z
	PMO	z	z	z	z	z	z	z
	Private (BPS)	x	411	197	214	26 <sup>(i)</sup>	13 <sup>(i)</sup>	13 <sup>(i)</sup>
Vocational Technical	<b>Total</b>	<b>12</b>	<b>5514</b>	<b>3114</b>	<b>2400</b>	<b>643</b>	<b>290</b>	<b>353</b>
	MoE	7	3779	2255	1524	506	246	260
	MoRA	0	0	0	0	0	0	0
	MoCYS	1	235	105	130	30	12	18
	PMO	1	27	13	14	15	4	11
	Private (BPS)	3	1473	741	732	92	28	64
Higher Education	<b>Total</b>	<b>7</b>	<b>13040</b>	<b>5253</b>	<b>7787</b>	<b>820</b>	<b>456</b>	<b>364</b>
	MoE	4	9417	3557	5860	685	389	296
	MoRA	1	774	271	503	50	27	23
	MoCYS	z	z	z	z	z	z	z
	PMO	z	z	z	z	z	z	z
	Private (BPS)	2	2849	1425	1424	85	40	45

**Note:**

z - All Arabic schools do not conduct Pre-Primary education; All institutions under administration of MoCYS and PMO conduct Vocational Technical education only.

x - Included in the total number of Primary schools.

(i) - Teachers teaching more than one level of education are included in the level based on the highest number of teaching periods or number of classes taught.

## 1.4

## Number of Classes, Enrolment and Number of Teachers / Instructors by Education Level and Gender, 2015

Education Level	Number of Classes	Enrolment			Number of Teachers / Instructors		
		MF	M	F	MF	M	F
<b>Overall Total</b>	<b>4444</b>	<b>113987</b>	<b>57272</b>	<b>56715</b>	<b>10979</b>	<b>3120</b>	<b>7859</b>
<b>Pre-Primary (Pre school) Total</b>	<b>674</b>	<b>13301</b>	<b>6805</b>	<b>6496</b>	<b>779</b>	<b>32</b>	<b>747</b>
Kindergarten (KG) 1	148	2973	1477	1496			
Kindergarten (KG) 2	179	3840	1954	1886	779	32	747
Preschool Kindergarten (KG) 3	347	6488	3374	3114			
<b>Primary Total</b>	<b>2057</b>	<b>40397</b>	<b>20808</b>	<b>19589</b>	<b>4033</b>	<b>915</b>	<b>3118</b>
Year 1	340	6570	3452	3118			
Year 2	320	6251	3171	3080			
Year 3	334	6710	3471	3239			
Year 4	327	6834	3529	3305	4033	915	3118
Year 5	368	7203	3718	3485			
Year 6	368	6829	3467	3362			
<b>Secondary Total</b>	<b>1713</b>	<b>36677</b>	<b>19112</b>	<b>17565</b>	<b>4071</b>	<b>1224</b>	<b>2847</b>
Year 7	324	7004	3647	3357	1406	389	1017
Year 8	328	7336	3792	3544			
Year 9	347	7290	3778	3512			
Year 10	367	7619	3965	3654	2665	835	1830
Year 11	347	7428	3930	3498			
<b>Sixth Form (Pre-University) Total</b>	<b>z</b>	<b>5058</b>	<b>2180</b>	<b>2878</b>	<b>633</b>	<b>203</b>	<b>430</b>
Lower Sixth Form	z	2516	1103	1413	633	203	430
Upper Sixth Form	z	2542	1077	1465			
<b>Vocational / Technical Total</b>	<b>z</b>	<b>5514</b>	<b>3114</b>	<b>2400</b>	<b>643</b>	<b>290</b>	<b>353</b>
Year 1	z	3897	2222	1675			
Year 2	z	1614	891	723	643	290	353
Year 3	z	3	1	2			
<b>Higher Education Total</b>	<b>z</b>	<b>13040</b>	<b>5253</b>	<b>7787</b>	<b>820</b>	<b>456</b>	<b>364</b>
Year 1	z	4055	1668	2387			
Year 2	z	4681	1855	2826			
Year 3	z	3045	1266	1779	820	456	364
Year 4	z	1248	461	787			
Year 5	z	11	3	8			

**Note:**

z - Classes are not fixed, hence, data is not applicable

## 1.5

## Number of Classes and Students by Education Level and Sector, 2015

Education Level	Students											
	Government Sector				Private Sector				Total			
	CLS	MF	M	F	CLS	MF	M	F	CLS	MF	M	F
<b>Overall Total</b>	<b>3003</b>	<b>77420</b>	<b>38635</b>	<b>38785</b>	<b>1441</b>	<b>36567</b>	<b>18637</b>	<b>17930</b>	<b>4444</b>	<b>113987</b>	<b>57272</b>	<b>56715</b>
<b>Pre-Primary Education (Pre school) Total</b>	<b>185</b>	<b>3046</b>	<b>1620</b>	<b>1426</b>	<b>489</b>	<b>10255</b>	<b>5185</b>	<b>5070</b>	<b>674</b>	<b>13301</b>	<b>6805</b>	<b>6496</b>
Kindergarten (KG) 1	z	z	z	z	148	2973	1477	1496	148	2973	1477	1496
Kindergarten (KG) 2	z	z	z	z	179	3840	1954	1886	179	3840	1954	1886
Preschool / Kindergarten (KG) 3	185	3046	1620	1426	162	3442	1754	1688	347	6488	3374	3114
<b>Primary Education Total</b>	<b>1321</b>	<b>24477</b>	<b>12732</b>	<b>11745</b>	<b>736</b>	<b>15920</b>	<b>8076</b>	<b>7844</b>	<b>2057</b>	<b>40397</b>	<b>20808</b>	<b>19589</b>
Year 1	191	3392	1814	1578	149	3178	1638	1540	340	6570	3452	3118
Year 2	191	3415	1765	1650	129	2836	1406	1430	320	6251	3171	3080
Year 3	201	3845	2046	1799	133	2865	1425	1440	334	6710	3471	3239
Year 4	208	4167	2157	2010	119	2667	1372	1295	327	6834	3529	3305
Year 5	260	4911	2531	2380	108	2292	1187	1105	368	7203	3718	3485
Year 6	270	4747	2419	2328	98	2082	1048	1034	368	6829	3467	3362
<b>Secondary Education Total</b>	<b>1497</b>	<b>31018</b>	<b>16099</b>	<b>14919</b>	<b>216</b>	<b>5659</b>	<b>3013</b>	<b>2646</b>	<b>1713</b>	<b>36677</b>	<b>19112</b>	<b>17565</b>
Year 7	284	5857	3037	2820	40	1147	610	537	324	7004	3647	3357
Year 8	285	6132	3135	2997	43	1204	657	547	328	7336	3792	3544
Year 9	302	6156	3188	2968	45	1134	590	544	347	7290	3778	3512
Year 10	320	6446	3349	3097	47	1173	616	557	367	7619	3965	3654
Year 11	306	6427	3390	3037	41	1001	540	461	347	7428	3930	3498
<b>Sixth Form Education (Pre-University) Total</b>	<b>z</b>	<b>4647</b>	<b>1983</b>	<b>2664</b>	<b>z</b>	<b>411</b>	<b>197</b>	<b>214</b>	<b>z</b>	<b>5058</b>	<b>2180</b>	<b>2878</b>
Lower Sixth Form	z	2312	995	1317	z	204	108	96	z	2516	1103	1413
Upper Sixth Form	z	2335	988	1347	z	207	89	118	z	2542	1077	1465
<b>Vocational Technical Education Total</b>	<b>z</b>	<b>4041</b>	<b>2373</b>	<b>1668</b>	<b>z</b>	<b>1473</b>	<b>741</b>	<b>732</b>	<b>z</b>	<b>5514</b>	<b>3114</b>	<b>2400</b>
Year 1	z	2700	1625	1075	z	1197	597	600	z	3897	2222	1675
Year 2	z	1341	748	593	z	273	143	130	z	1614	891	723
Year 3	z	0			z	3	1	2	z	3	1	2
<b>Higher Education Total</b>	<b>z</b>	<b>10191</b>	<b>3828</b>	<b>6363</b>	<b>z</b>	<b>2849</b>	<b>1425</b>	<b>1424</b>	<b>z</b>	<b>13040</b>	<b>5253</b>	<b>7787</b>
Year 1	z	3354	1286	2068	z	701	382	319	z	4055	1668	2387
Year 2	z	3604	1337	2267	z	1077	518	559	z	4681	1855	2826
Year 3	z	1974	741	1233	z	1071	525	546	z	3045	1266	1779
Year 4	z	1248	461	787	z	0	0	0	z	1248	461	787
Year 5	z	11	3	8	z	0	0	0	z	11	3	8

**Note:**

z - Classes are not fixed, hence, number of classes is not applicable.

## 1.6

## Number of Teachers / Instructors by Education Level and Sector, 2015

Education Level	Teachers / Instructors								
	Government Sector			Private Sector			Total		
	MF	M	F	MF	M	F	MF	M	F
<b>Overall Total</b>	<b>8580</b>	<b>2626</b>	<b>5954</b>	<b>2399</b>	<b>494</b>	<b>1905</b>	<b>10979</b>	<b>3120</b>	<b>7859</b>
<b>Pre-Primary (Preschool) Total</b>	<b>234</b>	<b>13</b>	<b>221</b>	<b>545</b>	<b>19</b>	<b>526</b>	<b>779</b>	<b>32</b>	<b>747</b>
Preschool / Kindergarten (KG)	234	13	221	545	19	526	779	32	747
<b>Primary Total</b>	<b>2873</b>	<b>698</b>	<b>2175</b>	<b>1160</b>	<b>217</b>	<b>943</b>	<b>4033</b>	<b>915</b>	<b>3118</b>
Year 1 to 6	2873	698	2175	1160	217	943	4033	915	3118
<b>Secondary Total</b>	<b>3580</b>	<b>1047</b>	<b>2533</b>	<b>491</b>	<b>177</b>	<b>314</b>	<b>4071</b>	<b>1224</b>	<b>2847</b>
Year 7 to 11	3580	1047	2533	491	177	314	4071	1224	2847
<b>Sixth Form (Pre-University) Total</b>	<b>607</b>	<b>190</b>	<b>417</b>	<b>26</b>	<b>13</b>	<b>13</b>	<b>633</b>	<b>203</b>	<b>430</b>
Sixth Form	607	190	417	26	13	13	633	203	430
<b>Vocational Technical Total</b>	<b>551</b>	<b>262</b>	<b>289</b>	<b>92</b>	<b>28</b>	<b>64</b>	<b>643</b>	<b>290</b>	<b>353</b>
Vocational Technical	551	262	289	92	28	64	643	290	353
<b>Higher Education Total</b>	<b>735</b>	<b>416</b>	<b>319</b>	<b>85</b>	<b>40</b>	<b>45</b>	<b>820</b>	<b>456</b>	<b>364</b>
Higher Education	735	416	319	85	40	45	820	456	364

## 1.7

## Number of Classes, New and Repeaters by Education Level, 2015

Education Level	Number of Classes	Students								
		New			Repeaters			Total		
		MF	M	F	MF	M	F	MF	M	F
<b>Overall Total</b>	<b>4444</b>	<b>112229</b>	<b>56147</b>	<b>56082</b>	<b>1758</b>	<b>1125</b>	<b>633</b>	<b>113987</b>	<b>57272</b>	<b>56715</b>
<b>Pre-Primary (Preschool) Total</b>	<b>674</b>	<b>13295</b>	<b>6800</b>	<b>6495</b>	<b>6</b>	<b>5</b>	<b>1</b>	<b>13301</b>	<b>6805</b>	<b>6496</b>
<b>Preschool / Kindergarten (KG)</b>	<b>674</b>	<b>13295</b>	<b>6800</b>	<b>6495</b>	<b>6</b>	<b>5</b>	<b>1</b>	<b>13301</b>	<b>6805</b>	<b>6496</b>
Kindergarten (KG) 1	148	2973	1477	1496	0	0	0	2973	1477	1496
Kindergarten (KG) 2	179	3840	1954	1886	0	0	0	3840	1954	1886
Preschool / Kindergarten (KG) 3	347	6482	3369	3113	6	5	1	6488	3374	3114
<b>Primary Total</b>	<b>2057</b>	<b>40333</b>	<b>20759</b>	<b>19574</b>	<b>64</b>	<b>49</b>	<b>15</b>	<b>40397</b>	<b>20808</b>	<b>19589</b>
Year 1	340	6563	3449	3114	7	3	4	6570	3452	3118
Year 2	320	6244	3166	3078	7	5	2	6251	3171	3080
Year 3	334	6696	3461	3235	14	10	4	6710	3471	3239
Year 4	327	6817	3515	3302	17	14	3	6834	3529	3305
Year 5	368	7193	3709	3484	10	9	1	7203	3718	3485
Year 6	368	6820	3459	3361	9	8	1	6829	3467	3362
<b>Secondary Total</b>	<b>1713</b>	<b>35134</b>	<b>18139</b>	<b>16995</b>	<b>1543</b>	<b>973</b>	<b>570</b>	<b>36677</b>	<b>19112</b>	<b>17565</b>
Year 7	324	6837	3528	3309	167	119	48	7004	3647	3357
Year 8	328	7162	3671	3491	174	121	53	7336	3792	3544
Year 9	347	7141	3671	3470	149	107	42	7290	3778	3512
Science Stream (4 Years 'General Programme')	39	622	251	371	0	0	0	622	251	371
Science Stream (5 Years 'General Programme')	62	1325	549	776	2	2	0	1327	551	776
Arts Stream (4 Years 'General Programme')	2	52	21	31	0	0	0	52	21	31
Arts Stream (5 Years 'General Programme')	98	2360	1164	1196	27	18	9	2387	1182	1205
Arabic Stream (4 Years 'General Programme')	1	8	8	0	0	0	0	8	8	0
Arabic Stream (5 Years 'General Programme')	12	293	185	108	2	2	0	295	187	108
Applied Education Programme - 3 Years	79	1849	1037	812	77	51	26	1926	1088	838
Special Applied Programme (SAP) - 3 Years	35	529	381	148	41	34	7	570	415	155
Special Education Needs Programme (Pra Vok)	19	103	75	28	0	0	0	103	75	28
Specialised Education Programme	0	0	0	0	0	0	0	0	0	0

## 1.7

## Number of Classes, New and Repeaters by Level of Education, 2015

Education Level	Number of Classes	Students								
		New			Repeaters			Total		
		MF	M	F	MF	M	F	MF	M	F
<b>Year 10</b>	<b>367</b>	<b>7510</b>	<b>3881</b>	<b>3629</b>	<b>109</b>	<b>84</b>	<b>25</b>	<b>7619</b>	<b>3965</b>	<b>3654</b>
Science Stream (4 Years 'General Programme')	50	822	383	439	1	1	0	823	384	439
Science Stream (5 Years 'General Programme')	70	1557	708	849	6	6	0	1563	714	849
Arts Stream (4 Years 'General Programme')	2	51	28	23	0	0	0	51	28	23
Arts Stream (5 Years 'General Programme')	99	2467	1198	1269	19	16	3	2486	1214	1272
Arabic Stream (4 Years 'General Programme')	1	17	17	0	0	0	0	17	17	0
Arabic Stream (5 Years 'General Programme')	14	334	171	163	1	1	0	335	172	163
Applied Education Programme - 3 Years	77	1704	983	721	60	39	21	1764	1022	742
Special Applied Programme (SAP) - 3 Years	37	503	352	151	22	21	1	525	373	152
Special Education Needs Programme (Pra Vok)	17	55	41	14	0	0	0	55	41	14
Specialised Education Programme	0	0	0	0	0	0	0	0	0	0
<b>Year 11</b>	<b>347</b>	<b>6484</b>	<b>3388</b>	<b>3096</b>	<b>944</b>	<b>542</b>	<b>402</b>	<b>7428</b>	<b>3930</b>	<b>3498</b>
Science Stream (4 Years 'General Programme')	6	82	40	42	0	0	0	82	40	42
Science Stream (5 Years 'General Programme')	67	1445	650	795	24	15	9	1469	665	804
Arts Stream (4 Years 'General Programme')	2	80	37	43	0	0	0	80	37	43
Arts Stream (5 Years 'General Programme')	116	2405	1223	1182	553	314	239	2958	1537	1421
Arabic Stream (4 Years 'General Programme')	0	0	0	0	0	0	0	0	0	0
Arabic Stream (5 Years 'General Programme')	16	324	143	181	3	3	0	327	146	181
Applied Education Programme - 3 Years	74	1375	759	616	359	205	154	1734	964	770
Special Applied Programme (SAP) - 3 Years	49	735	514	221	5	5	0	740	519	221
Special Education Needs Programme (Pra Vok)	17	38	22	16	0	0	0	38	22	16
Specialised Education Programme	0	0	0	0	0	0	0	0	0	0

## 1.7

## Number of Classes, New and Repeaters by Level of Education, 2015

Education Level	Number of Classes	Students								
		New			Repeaters			Total		
		MF	M	F	MF	M	F	MF	M	F
<b>Sixth Form * (Pre-University) Total</b>	<b>z</b>	<b>5024</b>	<b>2157</b>	<b>2867</b>	<b>34</b>	<b>23</b>	<b>11</b>	<b>5058</b>	<b>2180</b>	<b>2878</b>
<b>Lower Sixth Form</b>	<b>z</b>	<b>2504</b>	<b>1095</b>	<b>1409</b>	<b>12</b>	<b>8</b>	<b>4</b>	<b>2516</b>	<b>1103</b>	<b>1413</b>
Science	z	1167	564	603	6	3	3	1173	567	606
Art	z	967	370	597	5	4	1	972	374	598
Lower Sixth Form	z	204	108	96	0	0	0	204	108	96
Arab	z	151	44	107	1	1	0	152	45	107
Diploma 'Aliyah Qiraat (Year 1)	z	15	9	6	0	0	0	15	9	6
<b>Upper Sixth Form</b>	<b>z</b>	<b>2520</b>	<b>1062</b>	<b>1458</b>	<b>22</b>	<b>15</b>	<b>7</b>	<b>2542</b>	<b>1077</b>	<b>1465</b>
Science	z	1112	498	614	9	7	2	1121	505	616
Art	z	1005	382	623	10	6	4	1015	388	627
Upper Sixth Form	z	207	89	118	0	0	0	207	89	118
Arab	z	165	77	88	3	2	1	168	79	89
Diploma 'Aliyah Qira'at (Year 2)	z	12	7	5	0	0	0	12	7	5
Diploma 'Aliyah Qira'at (Year 3)	z	19	9	10	0	0	0	19	9	10
<b>Vocational Technical Total</b>	<b>z</b>	<b>5445</b>	<b>3069</b>	<b>2376</b>	<b>69</b>	<b>45</b>	<b>24</b>	<b>5514</b>	<b>3114</b>	<b>2400</b>
Year 1	z	3853	2191	1662	44	31	13	3897	2222	1675
Year 2	z	1589	877	712	25	14	11	1614	891	723
Year 3	z	3	1	2	0	0	0	3	1	2
<b>Higher Education Total</b>	<b>z</b>	<b>12998</b>	<b>5223</b>	<b>7775</b>	<b>42</b>	<b>30</b>	<b>12</b>	<b>13040</b>	<b>5253</b>	<b>7787</b>
Year 1	z	4055	1668	2387	0	0	0	4055	1668	2387
Year 2	z	4662	1844	2818	19	11	8	4681	1855	2826
Year 3	z	3022	1247	1775	23	19	4	3045	1266	1779
Year 4	z	1248	461	787	0	0	0	1248	461	787
Year 5	z	11	3	8	0	0	0	11	3	8

**Note:**

z - Classes are not fixed, hence, number of classes is not applicable.

## 1.8

## Enrolment by Age and Education Level, 2015

## 1.8a Pre-Primary (Preschool) and Primary

Education Level	Gender	Age (in years)											Total
		2	3	4	5	6	7	8	9	10	11	≥ 12	
<b>Pre-Primary (Preschool) and Primary Total</b>	<b>MF</b>	<b>195</b>	<b>2696</b>	<b>3765</b>	<b>6092</b>	<b>6633</b>	<b>6002</b>	<b>6624</b>	<b>6898</b>	<b>6914</b>	<b>6730</b>	<b>1149</b>	<b>53698</b>
	<b>M</b>	<b>96</b>	<b>1332</b>	<b>1923</b>	<b>3167</b>	<b>3431</b>	<b>3068</b>	<b>3393</b>	<b>3646</b>	<b>3654</b>	<b>3413</b>	<b>490</b>	<b>27613</b>
	<b>F</b>	<b>99</b>	<b>1364</b>	<b>1842</b>	<b>2925</b>	<b>3202</b>	<b>2934</b>	<b>3231</b>	<b>3252</b>	<b>3260</b>	<b>3317</b>	<b>659</b>	<b>26085</b>
<b>Pre-Primary (Preschool) Total</b>	<b>MF</b>	<b>195</b>	<b>2696</b>	<b>3765</b>	<b>5476</b>	<b>1132</b>	<b>37</b>	<b>0</b>	<b>0</b>	<b>0</b>	<b>0</b>	<b>0</b>	<b>13301</b>
	<b>M</b>	<b>96</b>	<b>1332</b>	<b>1923</b>	<b>2857</b>	<b>576</b>	<b>21</b>	<b>0</b>	<b>0</b>	<b>0</b>	<b>0</b>	<b>0</b>	<b>6805</b>
	<b>F</b>	<b>99</b>	<b>1364</b>	<b>1842</b>	<b>2619</b>	<b>556</b>	<b>16</b>	<b>0</b>	<b>0</b>	<b>0</b>	<b>0</b>	<b>0</b>	<b>6496</b>
Preschool	<b>MF</b>	<b>0</b>	<b>0</b>	<b>0</b>	<b>2339</b>	<b>693</b>	<b>14</b>	<b>0</b>	<b>0</b>	<b>0</b>	<b>0</b>	<b>0</b>	<b>3046</b>
	<b>M</b>	<b>0</b>	<b>0</b>	<b>0</b>	<b>1254</b>	<b>353</b>	<b>13</b>	<b>0</b>	<b>0</b>	<b>0</b>	<b>0</b>	<b>0</b>	<b>1620</b>
	<b>F</b>	<b>0</b>	<b>0</b>	<b>0</b>	<b>1085</b>	<b>340</b>	<b>1</b>	<b>0</b>	<b>0</b>	<b>0</b>	<b>0</b>	<b>0</b>	<b>1426</b>
Kindergarten (KG) 1	<b>MF</b>	<b>195</b>	<b>2456</b>	<b>320</b>	<b>2</b>	<b>0</b>	<b>0</b>	<b>0</b>	<b>0</b>	<b>0</b>	<b>0</b>	<b>0</b>	<b>2973</b>
	<b>M</b>	<b>96</b>	<b>1222</b>	<b>157</b>	<b>2</b>	<b>0</b>	<b>0</b>	<b>0</b>	<b>0</b>	<b>0</b>	<b>0</b>	<b>0</b>	<b>1477</b>
	<b>F</b>	<b>99</b>	<b>1234</b>	<b>163</b>	<b>0</b>	<b>0</b>	<b>0</b>	<b>0</b>	<b>0</b>	<b>0</b>	<b>0</b>	<b>0</b>	<b>1496</b>
Kindergarten (KG) 2	<b>MF</b>	<b>0</b>	<b>240</b>	<b>3183</b>	<b>407</b>	<b>9</b>	<b>1</b>	<b>0</b>	<b>0</b>	<b>0</b>	<b>0</b>	<b>0</b>	<b>3840</b>
	<b>M</b>	<b>0</b>	<b>110</b>	<b>1630</b>	<b>209</b>	<b>4</b>	<b>1</b>	<b>0</b>	<b>0</b>	<b>0</b>	<b>0</b>	<b>0</b>	<b>1954</b>
	<b>F</b>	<b>0</b>	<b>130</b>	<b>1553</b>	<b>198</b>	<b>5</b>	<b>0</b>	<b>0</b>	<b>0</b>	<b>0</b>	<b>0</b>	<b>0</b>	<b>1886</b>
Kindergarten (KG) 3	<b>MF</b>	<b>0</b>	<b>0</b>	<b>262</b>	<b>2728</b>	<b>430</b>	<b>22</b>	<b>0</b>	<b>0</b>	<b>0</b>	<b>0</b>	<b>0</b>	<b>3442</b>
	<b>M</b>	<b>0</b>	<b>0</b>	<b>136</b>	<b>1392</b>	<b>219</b>	<b>7</b>	<b>0</b>	<b>0</b>	<b>0</b>	<b>0</b>	<b>0</b>	<b>1754</b>
	<b>F</b>	<b>0</b>	<b>0</b>	<b>126</b>	<b>1336</b>	<b>211</b>	<b>15</b>	<b>0</b>	<b>0</b>	<b>0</b>	<b>0</b>	<b>0</b>	<b>1688</b>
<b>Primary Total</b>	<b>MF</b>	<b>0</b>	<b>0</b>	<b>0</b>	<b>616</b>	<b>5501</b>	<b>5965</b>	<b>6624</b>	<b>6898</b>	<b>6914</b>	<b>6730</b>	<b>1149</b>	<b>40397</b>
	<b>M</b>	<b>0</b>	<b>0</b>	<b>0</b>	<b>310</b>	<b>2855</b>	<b>3047</b>	<b>3393</b>	<b>3646</b>	<b>3654</b>	<b>3413</b>	<b>490</b>	<b>20808</b>
	<b>F</b>	<b>0</b>	<b>0</b>	<b>0</b>	<b>306</b>	<b>2646</b>	<b>2918</b>	<b>3231</b>	<b>3252</b>	<b>3260</b>	<b>3317</b>	<b>659</b>	<b>19589</b>
Year 1	<b>MF</b>	<b>0</b>	<b>0</b>	<b>0</b>	<b>529</b>	<b>4810</b>	<b>1179</b>	<b>43</b>	<b>7</b>	<b>2</b>	<b>0</b>	<b>0</b>	<b>6570</b>
	<b>M</b>	<b>0</b>	<b>0</b>	<b>0</b>	<b>273</b>	<b>2521</b>	<b>625</b>	<b>26</b>	<b>6</b>	<b>1</b>	<b>0</b>	<b>0</b>	<b>3452</b>
	<b>F</b>	<b>0</b>	<b>0</b>	<b>0</b>	<b>256</b>	<b>2289</b>	<b>554</b>	<b>17</b>	<b>1</b>	<b>1</b>	<b>0</b>	<b>0</b>	<b>3118</b>
Year 2	<b>MF</b>	<b>0</b>	<b>0</b>	<b>0</b>	<b>87</b>	<b>690</b>	<b>4241</b>	<b>1164</b>	<b>59</b>	<b>5</b>	<b>4</b>	<b>1</b>	<b>6251</b>
	<b>M</b>	<b>0</b>	<b>0</b>	<b>0</b>	<b>37</b>	<b>334</b>	<b>2147</b>	<b>612</b>	<b>35</b>	<b>4</b>	<b>2</b>	<b>0</b>	<b>3171</b>
	<b>F</b>	<b>0</b>	<b>0</b>	<b>0</b>	<b>50</b>	<b>356</b>	<b>2094</b>	<b>552</b>	<b>24</b>	<b>1</b>	<b>2</b>	<b>1</b>	<b>3080</b>
Year 3	<b>MF</b>	<b>0</b>	<b>0</b>	<b>0</b>	<b>0</b>	<b>1</b>	<b>535</b>	<b>4813</b>	<b>1304</b>	<b>47</b>	<b>8</b>	<b>2</b>	<b>6710</b>
	<b>M</b>	<b>0</b>	<b>0</b>	<b>0</b>	<b>0</b>	<b>0</b>	<b>272</b>	<b>2471</b>	<b>695</b>	<b>28</b>	<b>4</b>	<b>1</b>	<b>3471</b>
	<b>F</b>	<b>0</b>	<b>0</b>	<b>0</b>	<b>0</b>	<b>1</b>	<b>263</b>	<b>2342</b>	<b>609</b>	<b>19</b>	<b>4</b>	<b>1</b>	<b>3239</b>
Year 4	<b>MF</b>	<b>0</b>	<b>0</b>	<b>0</b>	<b>0</b>	<b>0</b>	<b>10</b>	<b>581</b>	<b>4882</b>	<b>1296</b>	<b>52</b>	<b>13</b>	<b>6834</b>
	<b>M</b>	<b>0</b>	<b>0</b>	<b>0</b>	<b>0</b>	<b>0</b>	<b>3</b>	<b>274</b>	<b>2532</b>	<b>683</b>	<b>31</b>	<b>6</b>	<b>3529</b>
	<b>F</b>	<b>0</b>	<b>0</b>	<b>0</b>	<b>0</b>	<b>0</b>	<b>7</b>	<b>307</b>	<b>2350</b>	<b>613</b>	<b>21</b>	<b>7</b>	<b>3305</b>
Year 5	<b>MF</b>	<b>0</b>	<b>0</b>	<b>0</b>	<b>0</b>	<b>0</b>	<b>0</b>	<b>23</b>	<b>638</b>	<b>4854</b>	<b>1570</b>	<b>118</b>	<b>7203</b>
	<b>M</b>	<b>0</b>	<b>0</b>	<b>0</b>	<b>0</b>	<b>0</b>	<b>0</b>	<b>10</b>	<b>373</b>	<b>2562</b>	<b>746</b>	<b>27</b>	<b>3718</b>
	<b>F</b>	<b>0</b>	<b>0</b>	<b>0</b>	<b>0</b>	<b>0</b>	<b>0</b>	<b>13</b>	<b>265</b>	<b>2292</b>	<b>824</b>	<b>91</b>	<b>3485</b>
Year 6	<b>MF</b>	<b>0</b>	<b>0</b>	<b>0</b>	<b>0</b>	<b>0</b>	<b>0</b>	<b>0</b>	<b>8</b>	<b>710</b>	<b>5096</b>	<b>1015</b>	<b>6829</b>
	<b>M</b>	<b>0</b>	<b>0</b>	<b>0</b>	<b>0</b>	<b>0</b>	<b>0</b>	<b>0</b>	<b>5</b>	<b>376</b>	<b>2630</b>	<b>456</b>	<b>3467</b>
	<b>F</b>	<b>0</b>	<b>0</b>	<b>0</b>	<b>0</b>	<b>0</b>	<b>0</b>	<b>0</b>	<b>3</b>	<b>334</b>	<b>2466</b>	<b>559</b>	<b>3362</b>

## 1.8

## Enrolment by Age and Education Level, 2015

## 1.8b Secondary

Education Level	Gender	Age (in years)								Total
		≤11	12	13	14	15	16	17	≥ 18	
<b>Secondary Total</b>	<b>MF</b>	<b>1655</b>	<b>5858</b>	<b>7106</b>	<b>7255</b>	<b>6961</b>	<b>5261</b>	<b>1918</b>	<b>663</b>	<b>36677</b>
	<b>M</b>	<b>856</b>	<b>2997</b>	<b>3673</b>	<b>3648</b>	<b>3614</b>	<b>2861</b>	<b>1059</b>	<b>404</b>	<b>19112</b>
	<b>F</b>	<b>799</b>	<b>2861</b>	<b>3433</b>	<b>3607</b>	<b>3347</b>	<b>2400</b>	<b>859</b>	<b>259</b>	<b>17565</b>
Year 7	<b>MF</b>	<b>1476</b>	<b>3933</b>	<b>1356</b>	<b>198</b>	<b>31</b>	<b>7</b>	<b>2</b>	<b>1</b>	<b>7004</b>
	<b>M</b>	<b>780</b>	<b>2026</b>	<b>701</b>	<b>110</b>	<b>23</b>	<b>6</b>	<b>1</b>	<b>0</b>	<b>3647</b>
	<b>F</b>	<b>696</b>	<b>1907</b>	<b>655</b>	<b>88</b>	<b>8</b>	<b>1</b>	<b>1</b>	<b>1</b>	<b>3357</b>
Year 8	<b>MF</b>	<b>179</b>	<b>1823</b>	<b>3749</b>	<b>1318</b>	<b>173</b>	<b>59</b>	<b>32</b>	<b>3</b>	<b>7336</b>
	<b>M</b>	<b>76</b>	<b>928</b>	<b>1980</b>	<b>662</b>	<b>89</b>	<b>38</b>	<b>19</b>	<b>0</b>	<b>3792</b>
	<b>F</b>	<b>103</b>	<b>895</b>	<b>1769</b>	<b>656</b>	<b>84</b>	<b>21</b>	<b>13</b>	<b>3</b>	<b>3544</b>
Year 9	<b>MF</b>	<b>0</b>	<b>99</b>	<b>1834</b>	<b>3602</b>	<b>1367</b>	<b>262</b>	<b>77</b>	<b>49</b>	<b>7290</b>
	<b>M</b>	<b>0</b>	<b>41</b>	<b>896</b>	<b>1862</b>	<b>720</b>	<b>174</b>	<b>55</b>	<b>30</b>	<b>3778</b>
	<b>F</b>	<b>0</b>	<b>58</b>	<b>938</b>	<b>1740</b>	<b>647</b>	<b>88</b>	<b>22</b>	<b>19</b>	<b>3512</b>
Year 10	<b>MF</b>	<b>0</b>	<b>3</b>	<b>162</b>	<b>2007</b>	<b>3683</b>	<b>1329</b>	<b>311</b>	<b>124</b>	<b>7619</b>
	<b>M</b>	<b>0</b>	<b>2</b>	<b>93</b>	<b>954</b>	<b>1918</b>	<b>745</b>	<b>172</b>	<b>81</b>	<b>3965</b>
	<b>F</b>	<b>0</b>	<b>1</b>	<b>69</b>	<b>1053</b>	<b>1765</b>	<b>584</b>	<b>139</b>	<b>43</b>	<b>3654</b>
Year 11	<b>MF</b>	<b>0</b>	<b>0</b>	<b>5</b>	<b>130</b>	<b>1707</b>	<b>3604</b>	<b>1496</b>	<b>486</b>	<b>7428</b>
	<b>M</b>	<b>0</b>	<b>0</b>	<b>3</b>	<b>60</b>	<b>864</b>	<b>1898</b>	<b>812</b>	<b>293</b>	<b>3930</b>
	<b>F</b>	<b>0</b>	<b>0</b>	<b>2</b>	<b>70</b>	<b>843</b>	<b>1706</b>	<b>684</b>	<b>193</b>	<b>3498</b>

## 1.8c Sixth Form (Pre-University)

Education Level	Gender	Age (in years)					Total
		≤14	15	16	17	≥ 18	
<b>Sixth Form (Pre-University) Total</b>	<b>MF</b>	<b>16</b>	<b>394</b>	<b>1460</b>	<b>1648</b>	<b>1540</b>	<b>5058</b>
	<b>M</b>	<b>4</b>	<b>182</b>	<b>618</b>	<b>701</b>	<b>675</b>	<b>2180</b>
	<b>F</b>	<b>12</b>	<b>212</b>	<b>842</b>	<b>947</b>	<b>865</b>	<b>2878</b>
Lower Sixth Form	<b>MF</b>	<b>15</b>	<b>349</b>	<b>1068</b>	<b>884</b>	<b>200</b>	<b>2516</b>
	<b>M</b>	<b>3</b>	<b>160</b>	<b>472</b>	<b>374</b>	<b>94</b>	<b>1103</b>
	<b>F</b>	<b>12</b>	<b>189</b>	<b>596</b>	<b>510</b>	<b>106</b>	<b>1413</b>
Upper Sixth Form	<b>MF</b>	<b>1</b>	<b>45</b>	<b>392</b>	<b>764</b>	<b>1340</b>	<b>2542</b>
	<b>M</b>	<b>1</b>	<b>22</b>	<b>146</b>	<b>327</b>	<b>581</b>	<b>1077</b>
	<b>F</b>	<b>0</b>	<b>23</b>	<b>246</b>	<b>437</b>	<b>759</b>	<b>1465</b>

## 1.8

## Enrolment by Age and Education Level, 2015

## 1.8d Vocational Technical

Education Level	Gender	Age (years)									
		16	17	18	19	20	21	22	≥ 23	Unknown	Total
<b>Vocational Technical Total</b>	<b>MF</b>	<b>40</b>	<b>485</b>	<b>1097</b>	<b>1169</b>	<b>842</b>	<b>626</b>	<b>392</b>	<b>862</b>	<b>1</b>	<b>5514</b>
	<b>M</b>	<b>20</b>	<b>263</b>	<b>587</b>	<b>632</b>	<b>490</b>	<b>377</b>	<b>241</b>	<b>504</b>	<b>0</b>	<b>3114</b>
	<b>F</b>	<b>20</b>	<b>222</b>	<b>510</b>	<b>537</b>	<b>352</b>	<b>249</b>	<b>151</b>	<b>358</b>	<b>1</b>	<b>2400</b>
Year 1	MF	39	452	869	850	557	378	228	523	1	3897
	M	19	245	485	464	334	237	133	305	0	2222
	F	20	207	384	386	223	141	95	218	1	1675
Year 2	MF	1	33	228	319	285	248	164	336	0	1614
	M	1	18	102	168	156	140	108	198	0	891
	F	0	15	126	151	129	108	56	138	0	723
Year 3	MF	0	0	0	0	0	0	0	3	0	3
	M	0	0	0	0	0	0	0	1	0	1
	F	0	0	0	0	0	0	0	2	0	2

## 1.8

## Enrolment by Age and Education Level, 2015

## 1.8e Higher Education

Education Level	Gender	Age (in years)																	Total	
		16	17	18	19	20	21	22	23	24	25	26	27	28	29	30-34	35-39	≥ 40		Unknown
<b>Higher Education Total</b>	<b>MF</b>	<b>28</b>	<b>365</b>	<b>885</b>	<b>1547</b>	<b>2012</b>	<b>1992</b>	<b>1766</b>	<b>1232</b>	<b>817</b>	<b>581</b>	<b>368</b>	<b>251</b>	<b>146</b>	<b>107</b>	<b>502</b>	<b>247</b>	<b>146</b>	<b>48</b>	<b>13040</b>
	<b>M</b>	<b>14</b>	<b>143</b>	<b>337</b>	<b>588</b>	<b>806</b>	<b>792</b>	<b>716</b>	<b>501</b>	<b>344</b>	<b>245</b>	<b>146</b>	<b>118</b>	<b>69</b>	<b>43</b>	<b>221</b>	<b>87</b>	<b>66</b>	<b>17</b>	<b>5253</b>
	<b>F</b>	<b>14</b>	<b>222</b>	<b>548</b>	<b>959</b>	<b>1206</b>	<b>1200</b>	<b>1050</b>	<b>731</b>	<b>473</b>	<b>336</b>	<b>222</b>	<b>133</b>	<b>77</b>	<b>64</b>	<b>281</b>	<b>160</b>	<b>80</b>	<b>31</b>	<b>7787</b>
Year 1	MF	28	330	682	887	611	336	261	219	156	116	50	44	32	24	127	84	45	23	4055
	M	14	131	265	358	270	158	112	82	57	48	20	17	15	14	54	23	23	7	1668
	F	14	199	417	529	341	178	149	137	99	68	30	27	17	10	73	61	22	16	2387
Year 2	MF	0	34	201	615	899	766	622	418	302	243	132	95	59	40	128	65	51	11	4681
	M	0	11	70	220	329	305	275	179	134	95	53	43	24	14	54	27	17	5	1855
	F	0	23	131	395	570	461	347	239	168	148	79	52	35	26	74	38	34	6	2826
Year 3	MF	0	1	2	45	600	537	376	253	168	144	80	44	30	30	181	56	30	14	3045
	M	0	1	2	10	201	237	210	147	112	80	55	49	24	10	85	23	15	5	1266
	F	0	0	0	35	283	363	327	229	141	88	89	31	20	20	96	33	15	9	1779
Year 4	MF	0	0	0	0	18	290	346	215	101	52	42	32	11	13	66	42	20	0	1248
	M	0	0	0	0	6	92	119	92	39	22	18	9	6	5	28	14	11	0	461
	F	0	0	0	0	12	198	227	123	62	30	24	23	5	8	38	28	9	0	787
Year 5	MF	0	0	0	0	0	0	0	4	5	2	0	0	0	0	0	0	0	0	11
	M	0	0	0	0	0	0	0	1	2	0	0	0	0	0	0	0	0	0	3
	F	0	0	0	0	0	0	0	3	3	2	0	0	0	0	0	0	0	0	8



## 1.9

## Enrolment by Race and Education Level, 2015

## 1.9a Pre-Primary (Preschool) and Primary

Education Level	Gender	Race										
		Malay		Other Indigenous		Chinese		Others		Total		
		C	NC	C	NC	C	NC	C	NC	C	NC	CNC
Pre-Primary (Preschool) and Primary Total	MF	43514	1044	1242	299	1904	2357	654	2684	47314	6384	53698
	M	22425	544	661	149	969	1153	335	1377	24390	3223	27613
	F	21089	500	581	150	935	1204	319	1307	22924	3161	26085
Pre-Primary (Preschool) Total	MF	10496	291	285	51	549	645	191	793	11521	1780	13301
	M	5356	153	162	24	271	324	93	422	5882	923	6805
	F	5140	138	123	27	278	321	98	371	5639	857	6496
Preschool	MF	2770	61	87	17	27	6	56	22	2940	106	3046
	M	1473	26	49	9	17	4	29	13	1568	52	1620
	F	1297	35	38	8	10	2	27	9	1372	54	1426
Kindergarten 1	MF	2350	49	49	9	159	143	35	179	2593	380	2973
	M	1170	21	27	4	77	66	18	94	1292	185	1477
	F	1180	28	22	5	82	77	17	85	1301	195	1496
Kindergarten 2	MF	2909	95	80	16	160	253	45	282	3194	646	3840
	M	1465	53	47	7	85	128	19	150	1616	338	1954
	F	1444	42	33	9	75	125	26	132	1578	308	1886
Kindergarten 3	MF	2467	86	69	9	203	243	55	310	2794	648	3442
	M	1248	53	39	4	92	126	27	165	1406	348	1754
	F	1219	33	30	5	111	117	28	145	1388	300	1688
Primary Total	MF	33018	753	957	248	1355	1712	463	1891	35793	4604	40397
	M	17069	391	499	125	698	829	242	955	18508	2300	20808
	F	15949	362	458	123	657	883	221	936	17285	2304	19589
Year 1	MF	5325	145	185	50	236	244	55	330	5801	769	6570
	M	2802	80	107	17	126	133	32	155	3067	385	3452
	F	2523	65	78	33	110	111	23	175	2734	384	3118
Year 2	MF	5016	141	155	32	232	276	69	330	5472	779	6251
	M	2556	77	74	15	109	124	45	171	2784	387	3171
	F	2460	64	81	17	123	152	24	159	2688	392	3080
Year 3	MF	5458	131	164	49	227	295	61	325	5910	800	6710
	M	2854	61	80	29	126	138	30	153	3090	381	3471
	F	2604	70	84	20	101	157	31	172	2820	419	3239
Year 4	MF	5616	117	141	33	237	283	84	323	6078	756	6834
	M	2898	52	80	20	114	139	47	179	3139	390	3529
	F	2718	65	61	13	123	144	37	144	2939	366	3305
Year 5	MF	5967	104	149	33	229	311	105	305	6450	753	7203
	M	3064	61	81	19	123	160	56	154	3324	394	3718
	F	2903	43	68	14	106	151	49	151	3126	359	3485
Year 6	MF	5636	115	163	51	194	303	89	278	6082	747	6829
	M	2895	60	77	25	100	135	32	143	3104	363	3467
	F	2741	55	86	26	94	168	57	135	2978	384	3362

## 1.9

## Enrolment by Race and Education Level, 2015

## 1.9b Secondary and Sixth Form (Pre-University)

Education Level	Gender	Race										
		Malay		Other Indigenous		Chinese		Others		Total		
		C	NC	C	NC	C	NC	C	NC	C	NC	CNC
Secondary and Sixth Form (Pre-University) Total	MF	33880	519	1546	206	1602	1557	755	1670	37783	3952	41735
	M	17212	276	800	112	839	814	394	845	19245	2047	21292
	F	16668	243	746	94	763	743	361	825	18538	1905	20443
Secondary Total	MF	29880	468	1471	195	1208	1310	692	1453	33251	3426	36677
	M	15546	253	771	108	640	694	367	733	17324	1788	19112
	F	14334	215	700	87	568	616	325	720	15927	1638	17565
Year 7	MF	5691	90	316	32	182	233	146	314	6335	669	7004
	M	2956	56	164	19	90	123	73	166	3283	364	3647
	F	2735	34	152	13	92	110	73	148	3052	305	3357
Year 8	MF	6007	94	255	47	219	264	158	292	6639	697	7336
	M	3094	46	125	23	131	154	86	133	3436	356	3792
	F	2913	48	130	24	88	110	72	159	3203	341	3544
Year 9	MF	5937	108	250	38	257	276	119	305	6563	727	7290
	M	3078	63	135	22	129	145	60	146	3402	376	3778
	F	2859	45	115	16	128	131	59	159	3161	351	3512
Year 10	MF	6210	105	273	37	283	273	130	308	6896	723	7619
	M	3250	51	135	16	137	142	68	166	3590	375	3965
	F	2960	54	138	21	146	131	62	142	3306	348	3654
Year 11	MF	6035	71	377	41	267	264	139	234	6818	610	7428
	M	3168	37	212	28	153	130	80	122	3613	317	3930
	F	2867	34	165	13	114	134	59	112	3205	293	3498
Sixth Form (Pre-University) Total	MF	4000	51	75	11	394	247	63	217	4532	526	5058
	M	1666	23	29	4	199	120	27	112	1921	259	2180
	F	2334	28	46	7	195	127	36	105	2611	267	2878
Lower Sixth Form	MF	1978	26	41	7	199	119	35	111	2253	263	2516
	M	824	14	17	2	105	61	11	69	957	146	1103
	F	1154	12	24	5	94	58	24	42	1296	117	1413
Upper Sixth Form	MF	2022	25	34	4	195	128	28	106	2279	263	2542
	M	842	9	12	2	94	59	16	43	964	113	1077
	F	1180	16	22	2	101	69	12	63	1315	150	1465

## 1.9

## Enrolment by Race and Education Level, 2015

## 1.9c Vocational Technical and Higher Education

Education Level	Gender	Race											
		Malay		Other Indigenous		Chinese		Others		Unknown	Total		
		C	NC	C	NC	C	NC	C	NC		C	NC	CNC
Vocational Technical and Higher Education Total	MF	16642	118	344	12	777	288	100	273	0	17863	691	18554
	M	7442	48	168	2	382	108	48	169	0	8040	327	8367
	F	9200	70	176	10	395	180	52	104	0	9823	364	10187
Vocational Technical Total	MF	5028	18	221	7	154	24	48	14	0	5451	63	5514
	M	2831	7	119	2	109	16	24	6	0	3083	31	3114
	F	2197	11	102	5	45	8	24	8	0	2368	32	2400
Year 1	MF	3558	11	165	7	104	15	25	12	0	3852	45	3897
	M	2021	5	90	2	75	11	12	6	0	2198	24	2222
	F	1537	6	75	5	29	4	13	6	0	1654	21	1675
Year 2	MF	1467	7	56	0	50	9	23	2	0	1596	18	1614
	M	809	2	29		34	5	12	0	0	884	7	891
	F	658	5	27		16	4	11	2	0	712	11	723
Year 3	MF	3	0	0	0	0	0	0	0	0	3	0	3
	M	1	0	0	0	0	0	0	0	0	1	0	1
	F	2	0	0	0	0	0	0	0	0	2	0	2
Higher Education Total	MF	11614	100	123	5	623	264	52	259	0	12412	628	13040
	M	4611	41	49	0	273	92	24	163	0	4957	296	5253
	F	7003	59	74	5	350	172	28	96	0	7455	332	7787
Year 1	MF	3582	39	41	1	215	73	21	83	0	3859	196	4055
	M	1454	15	12	0	98	26	12	51	0	1576	92	1668
	F	2128	24	29	1	117	47	9	32	0	2283	104	2387
Year 2	MF	4193	39	45	2	217	85	16	84	0	4471	210	4681
	M	1641	15	18	0	91	28	5	57	0	1755	100	1855
	F	2552	24	27	2	126	57	11	27	0	2716	110	2826
Year 3	MF	2737	18	17	1	121	70	13	68	0	2888	157	3045
	M	1108	10	11	0	58	30	5	44	0	1182	84	1266
	F	1629	8	6	1	63	40	8	24	0	1706	73	1779
Year 4	MF	1091	4	20	1	70	36	2	24	0	1183	65	1248
	M	405	1	8	0	26	8	2	11	0	441	20	461
	F	686	3	12	1	44	28	0	13	0	742	45	787
Year 5	MF	11	0	0	0	0	0	0	0	0	11	0	11
	M	3	0	0	0	0	0	0	0	0	3	0	3
	F	8	0	0	0	0	0	0	0	0	8	0	8

## Vocational Technical Institutions Enrolment by Sector or Ministry, 2015

## 1.10

Education Level	Sector / Ministry and School	HND, AD		HNC		Diploma, ND		HNTec		Skill Certificates		NTec		City & Guilds		ISQ		Bridging Programme		Certificates		Total													
		M	F	M	F	M	F	M	F	M	F	M	F	M	F	M	F	M	F	M	F	M	F												
		MF	MF	MF	MF	MF	MF	MF	MF	MF	MF	MF	MF	MF	MF	MF	MF	MF	MF	MF	MF	MF	MF	MF											
	<b>Total</b>	124	46	78	22	11	11	2148	1185	963	857	459	398	954	540	414	595	311	284	210	95	115	507	426	81	45	18	27	52	23	29	5514	3114	2400	
	<b>MoE</b>	0	0	0	0	0	0	1356	770	586	857	459	398	954	540	414	595	311	284	210	95	115	507	426	81	45	18	27	52	23	29	3779	2255	1524	
	MTSSR	0	0	0	0	0	0	396	218	178	132	71	61	80	38	42	82	35	47	0	0	0	0	0	0	0	0	0	0	0	0	690	362	328	
	MKJB	0	0	0	0	0	0	211	137	74	204	123	81	0	0	0	40	35	5	0	0	0	0	0	0	0	0	0	0	0	455	295	160		
	PLM	0	0	0	0	0	0	78	71	7	49	45	4	52	46	6	110	83	27	0	0	0	0	0	0	0	0	0	0	0	796	671	125		
	SP	0	0	0	0	0	0	164	70	94	195	65	130	0	0	0	173	58	115	0	0	0	0	0	0	0	0	0	0	0	532	193	339		
	SVNR	0	0	0	0	0	0	243	151	92	134	92	42	210	117	93	18	16	2	0	0	0	0	0	0	0	0	0	0	0	605	376	229		
	SVSB	0	0	0	0	0	0	108	60	48	110	50	60	121	88	33	103	44	59	0	0	0	0	0	0	0	0	0	0	0	442	242	200		
	SVW	0	0	0	0	0	0	156	63	93	33	13	20	1	0	1	69	40	29	0	0	0	0	0	0	0	0	0	0	259	116	143			
	<b>MoCYS</b>	0	0	0	0	0	0	0	0	0	0	0	0	0	0	0	0	0	0	210	95	115	0	0	0	0	0	0	0	25	10	15	235	105	130
	Pusat Pembangunan Belia	0	0	0	0	0	0	0	0	0	0	0	0	0	0	0	0	0	0	210	95	115	0	0	0	0	0	0	0	25	10	15	235	105	130
	<b>PMO</b>	0	0	0	0	0	0	0	0	0	0	0	0	0	0	0	0	0	0	0	0	0	0	0	0	0	0	0	0	27	13	14	27	13	14
	Pusat Latihan Kesenian dan Pertukangan Tangan Brunei	0	0	0	0	0	0	0	0	0	0	0	0	0	0	0	0	0	0	0	0	0	0	0	0	0	0	0	0	27	13	14	27	13	14
	<b>PRIVATE (BPS)</b>	124	46	78	22	11	11	792	415	377	0	0	0	490	251	239	0	0	0	0	0	0	0	0	0	45	18	27	0	0	0	1473	741	732	
	Cosmopolitan College	106	39	67	0	0	0	359	181	178	0	0	0	206	110	96	0	0	0	0	0	0	0	0	0	5	2	3	0	0	0	676	332	344	
	Micronet International College School	18	7	11	5	2	3	318	173	145	0	0	0	202	100	102	0	0	0	0	0	0	0	0	0	0	0	0	0	0	543	282	261		
	KEMUDA Institute	0	0	0	17	9	8	115	61	54	0	0	0	82	41	41	0	0	0	0	0	0	0	0	40	16	24	0	0	0	254	127	127		

## 1.11

## Vocational Technical Institutions Graduates by Sector or Ministry, 2015

Sector / Ministry and Institution	HND, AD		HNC		Diploma, ND		HNTEC		Skill Certificates		NTec		City & Guilds		ISQ		Bridging Programmes		Certificates		Total														
	MF	M	MF	M	MF	M	MF	M	MF	M	MF	M	MF	M	MF	M	MF	M	MF	M	MF	M	F												
<b>Total</b>	144	54	90	14	9	5	1181	596	585	119	69	50	1109	612	497	27	14	13	82	33	49	500	370	130	56	28	28	30	15	15	3262	1800	1462		
<b>MoE</b>	0	0	0	0	0	0	703	364	339	119	69	50	720	383	337	27	14	13	0	0	0	500	370	130	17	16	1	0	0	0	2086	1216	870		
MTSSR	0	0	0	0	0	0	190	104	86	0	0	0	116	63	53	27	14	13	0	0	0	0	0	0	0	0	0	0	0	0	333	181	152		
MKJB	0	0	0	0	0	0	167	107	60	83	44	39	0	0	0	0	0	0	0	0	0	0	0	0	0	0	0	0	0	0	250	151	99		
PLM	0	0	0	0	0	0	22	18	4	0	0	0	90	83	7	0	0	0	0	0	0	0	0	0	0	0	0	0	0	524	436	88			
SP	0	0	0	0	0	0	114	37	77	0	0	0	143	51	92	0	0	0	0	0	0	0	0	0	0	0	0	0	0	257	88	169			
SVNR	0	0	0	0	0	0	107	61	46	36	25	11	164	83	81	0	0	0	0	0	0	0	0	0	17	16	1	0	0	324	185	139			
SVSB	0	0	0	0	0	0	56	26	30	0	0	0	128	72	56	0	0	0	0	0	0	0	0	0	0	0	0	0	0	272	133	139			
SVW	0	0	0	0	0	0	47	11	36	0	0	0	79	31	48	0	0	0	0	0	0	0	0	0	0	0	0	0	0	126	42	84			
<b>MoCYS</b>	0	0	0	0	0	0	0	0	0	0	0	0	0	0	0	0	0	0	82	33	49	0	0	0	0	0	0	9	6	3	91	39	52		
Pusat Pembangunan Bella	0	0	0	0	0	0	0	0	0	0	0	0	0	0	0	0	0	0	82	33	49	0	0	0	0	0	0	9	6	3	91	39	52		
PMO	0	0	0	0	0	0	0	0	0	0	0	0	0	0	0	0	0	0	0	0	0	0	0	0	0	0	0	16	7	9	16	7	9		
Pusat Latihan Kesenian dan Pertukangan Tangan Brunei	0	0	0	0	0	0	0	0	0	0	0	0	0	0	0	0	0	0	0	0	0	0	0	0	0	0	0	0	0	16	7	9	16	7	9
<b>Private (BPS)</b>	144	54	90	14	9	5	478	232	246	0	0	0	389	229	160	0	0	0	0	0	0	0	0	0	39	12	27	5	2	3	1069	538	531		
Cosmopolitan College Commerce & Technology	99	28	71	0	0	0	174	63	111	0	0	0	133	77	56	0	0	0	0	0	0	0	0	0	7	1	6	5	2	3	418	171	247		
Micronet International College School	45	26	19	5	2	3	285	161	124	0	0	0	256	152	104	0	0	0	0	0	0	0	0	0	6	4	2	0	0	0	597	345	252		
KEWJUDA Institute	0	0	0	0	0	0	19	8	11	0	0	0	0	0	0	0	0	0	0	0	0	0	0	0	26	7	19	0	0	0	54	22	32		

**Note:**

Skill Certificates include SC1, SC2, SC3.

Certificates include institution specific certificates and bridging courses equivalent to 'A' Level.

## 1.12

## Higher Education Institutions Enrolment by Field of Education, 2015

Field of Education	Doctor of Philosophy		Master's Degree		Postgraduate Diploma / Certificate		Bachelor's Degree		Higher National Diploma, Advanced Diploma		Higher National Certificate		ND, Diploma, HNTec		Skill Certificates		Certificates		Total												
	MF	M	MF	M	MF	M	MF	M	MF	M	MF	M	MF	M	MF	M	MF	M	MF	M	MF	M	F								
<b>Total</b>	176	99	77	868	228	640	18	3	15	7089	2631	4458	3173	1459	1714	152	55	97	1050	488	562	282	165	117	232	125	107	13040	5253	7787	
<b>Education</b>	32	14	18	322	67	255	18	3	15	418	142	276	299	114	185	0	0	0	0	0	0	0	0	0	0	0	0	0	1089	340	749
Teacher Training	32	14	18	322	67	255	18	3	15	418	142	276	299	114	185	0	0	0	0	0	0	0	0	0	0	0	0	1089	340	749	
<b>Arts and Humanities</b>	60	38	22	195	63	132	0	0	0	2143	738	1405	17	10	7	0	0	0	0	0	0	0	0	0	0	0	0	2415	849	1566	
Arts	1	1	0	0	0	0	0	0	0	71	35	36	0	0	0	0	0	0	0	0	0	0	0	0	0	0	0	72	36	36	
Humanities	59	37	22	195	63	132	0	0	0	2072	703	1369	17	10	7	0	0	0	0	0	0	0	0	0	0	0	0	2343	813	1530	
<b>Social and Behavioural Sciences</b>	15	10	5	12	4	8	0	0	0	0	0	0	0	0	0	0	0	0	0	0	0	0	0	0	0	0	0	27	14	13	
Social and Behavioural Sciences	15	10	5	12	4	8	0	0	0	0	0	0	0	0	0	0	0	0	0	0	0	0	0	0	0	0	0	27	14	13	
<b>Business, Administration and Law</b>	2	1	1	232	62	170	0	0	0	1688	516	1172	634	251	383	35	24	11	503	206	297	47	18	29	114	65	49	3255	1143	2112	
Business and Administration	2	1	1	232	62	170	0	0	0	1536	482	1054	619	246	373	0	0	0	503	206	297	47	18	29	114	65	49	3053	1080	1973	
Law	0	0	0	0	0	0	0	0	0	152	34	118	15	5	10	35	24	11	0	0	0	0	0	0	0	0	0	202	63	139	
<b>Sciences</b>	34	18	16	39	11	28	0	0	0	1193	416	777	0	0	0	0	0	0	0	0	0	0	0	0	0	0	0	1266	445	821	
Life Sciences	15	5	10	11	4	7	0	0	0	0	0	0	0	0	0	0	0	0	0	0	0	0	0	0	0	0	0	26	9	17	
Physical Sciences	15	10	5	18	4	14	0	0	0	1193	416	777	0	0	0	0	0	0	0	0	0	0	0	0	0	0	0	1226	430	796	
Mathematics and Statistics	4	3	1	10	3	7	0	0	0	0	0	0	0	0	0	0	0	0	0	0	0	0	0	0	0	0	0	14	6	8	
<b>Information and Communication Technologies</b>	9	8	1	4	2	2	0	0	0	452	262	190	698	387	311	0	0	0	512	267	245	235	147	88	0	0	0	1910	1073	837	
Computing	9	8	1	4	2	2	0	0	0	293	165	128	276	154	122	0	0	0	33	15	18	0	0	0	0	0	0	615	344	271	
Information and Communication Technologies	0	0	0	0	0	0	0	0	0	159	97	62	422	233	189	0	0	0	479	252	227	235	147	88	0	0	0	1295	729	566	

## 1.12 Higher Education Institutions Enrolment by Field of Education, 2015

Field of Education	Doctor of Philosophy		Master's Degree		Postgraduate Diploma / Certificate		Bachelor's Degree		Higher National Diploma, Advanced Diploma		Higher National Certificate		ND, Diploma, HNTec		Skill Certificates		Certificates		Total		
	MF	F	MF	F	MF	F	MF	F	MF	F	MF	F	MF	F	MF	F	MF	F	MF	F	
<b>Engineering, Manufacturing and Construction</b>	15	8	22	8	0	0	741	396	850	437	0	0	0	0	0	0	0	0	1628	849	779
Engineering and Engineering Trades	15	8	22	8	0	0	515	285	116	63	0	0	0	0	0	0	0	0	668	364	304
Civil Engineering	0	0	0	0	0	0	129	54	159	77	0	0	0	0	0	0	0	0	288	131	157
Electrical and Communication Engineering	0	0	0	0	0	0	97	57	172	97	0	0	0	0	0	0	0	0	269	154	115
Science and Engineering	0	0	0	0	0	0	0	0	403	200	0	0	0	0	0	0	0	0	403	200	203
<b>Health and Welfare</b>	9	2	42	11	0	0	283	74	93	19	117	31	86	0	0	0	0	0	544	137	407
Health	9	2	25	8	0	0	283	74	93	19	117	31	86	0	0	0	0	0	527	134	393
Social Care	0	0	17	3	0	0	0	0	0	0	0	0	0	0	0	0	0	0	17	3	14
<b>Services</b>	0	0	0	0	0	0	0	0	105	40	0	0	0	35	15	20	0	0	140	55	85
Hospitality	0	0	0	0	0	0	0	0	105	40	0	0	0	35	15	20	0	0	140	55	85
<b>Bridging and Foundation Programmes</b>	0	0	0	0	0	0	171	87	477	201	0	0	0	0	0	0	118	60	766	348	418
University Bridging Programme	0	0	0	0	0	0	0	0	256	91	0	0	0	0	0	0	0	0	256	91	165
Bridging English Course	0	0	0	0	0	0	0	0	0	0	0	0	0	0	0	0	20	12	20	12	8
Foundation Degree in Process Engineering	0	0	0	0	0	0	0	0	106	34	0	0	0	0	0	0	0	0	106	34	72
Foundation Degree in Mechanical Engineering	0	0	0	0	0	0	0	0	115	76	0	0	0	0	0	0	0	0	115	76	39
BA Common Year 1	0	0	0	0	0	0	171	87	0	0	0	0	0	0	0	0	0	0	171	87	84
University Foundation Course	0	0	0	0	0	0	0	0	0	0	0	0	0	0	0	0	98	48	98	48	50

## 1.13 Higher Education Institutions Graduates\* by Field of Education, 2015

Field of Education	Doctor of Philosophy		Master's Degree		Postgraduate Diploma / Certificate		Bachelor's Degree		Higher National Diploma		Higher National Certificate		ND, Diploma, HNTec		SCs		Certificates		Total		
	MF	F	MF	F	MF	F	MF	F	MF	F	MF	F	MF	F	MF	F	MF	F	MF	F	
<b>Total</b>	24	21	450	118	41	8	1069	337	1026	465	9	7	437	199	316	160	163	80	3535	1395	2140
<b>Education</b>	0	0	192	34	31	5	73	24	124	33	0	0	0	0	0	0	0	0	420	96	324
Teacher Training	0	0	192	34	31	5	73	24	124	33	0	0	0	0	0	0	0	0	420	96	324
Education Science	0	0	0	0	0	0	0	0	0	0	0	0	0	0	0	0	0	0	0	0	0
<b>Arts and Humanities</b>	5	4	89	23	10	3	355	106	2	1	0	0	0	0	0	0	0	0	461	137	324
Arts	0	0	1	1	0	0	286	79	0	0	0	0	0	0	0	0	0	0	287	80	207
Humanities	5	4	88	22	10	3	69	27	2	1	0	0	0	0	0	0	0	0	174	57	117
<b>Social Sciences</b>	4	3	13	6	0	0	0	0	0	0	0	0	0	0	0	0	0	0	17	9	8
Social and Behavioural Sciences	4	3	13	6	0	0	0	0	0	0	0	0	0	0	0	0	0	0	17	9	8
<b>Business, Administration and Law</b>	4	4	122	45	0	0	275	72	347	145	0	0	223	82	59	27	93	49	1123	424	699
Business Administration, Finance, Accounting, Management, Public Policy	4	4	122	45	0	0	275	72	347	145	0	0	223	82	59	27	93	49	1109	418	691
Law	0	0	0	0	0	0	0	0	14	6	0	0	0	0	0	0	0	0	14	6	8
<b>Science</b>	6	5	3	2	0	0	158	53	0	0	0	0	0	0	0	0	0	0	167	60	107
Life Sciences	2	2	2	2	0	0	0	0	0	0	0	0	0	0	0	0	0	0	4	4	0
Physical Sciences	3	2	0	0	0	0	158	53	0	0	0	0	0	0	0	0	0	0	161	55	106
Mathematics and Statistics	1	1	1	0	0	0	0	0	0	0	0	0	0	0	0	0	0	0	2	1	1
<b>Information and Communication Technologies</b>	3	3	2	1	0	0	53	31	304	171	9	7	190	106	257	133	124	0	818	452	366
Computing	3	3	2	1	0	0	37	18	207	127	9	7	9	3	0	0	0	0	267	159	108
Information Technology	0	0	0	0	0	0	16	13	97	44	0	0	181	103	257	133	124	0	551	293	258

**Note:**

\* - Graduates from local Higher Education institutions only.

SCs - include Skill Certificate 2 and Skill Certificate 3



Categories	Education Level																							
	Pre-Primary (Pre school)			Primary			Secondary						Sixth Form (Pre-University)			Vocational Technical			Higher Education			Total		
	MF	M	F	MF	M	F	Year 7 & 8			Year 9, 10 & 11			MF	M	F	MF	M	F	MF	M	F	MF	M	F
							MF	M	F	MF	M	F												
<b>Total</b>	<b>779</b>	<b>32</b>	<b>747</b>	<b>4033</b>	<b>915</b>	<b>3118</b>	<b>1406</b>	<b>389</b>	<b>1017</b>	<b>2665</b>	<b>835</b>	<b>1830</b>	<b>633</b>	<b>203</b>	<b>430</b>	<b>643</b>	<b>290</b>	<b>353</b>	<b>820</b>	<b>456</b>	<b>364</b>	<b>10979</b>	<b>3120</b>	<b>7859</b>
24 and below	66	0	66	78	13	65	23	7	16	27	6	21	12	2	10	32	10	22	125	83	42	363	121	242
25 - 29	128	4	124	541	124	417	254	73	181	325	90	235	90	24	66	166	71	95	165	80	85	1669	466	1203
30 - 34	127	8	119	898	227	671	461	99	362	698	209	489	130	29	101	129	46	83	135	55	80	2578	673	1905
35 - 39	133	2	131	803	208	595	302	93	209	688	213	475	141	33	108	88	39	49	124	63	61	2279	651	1628
40 - 44	93	7	86	645	164	481	175	50	125	384	109	275	87	36	51	75	29	46	109	60	49	1568	455	1113
45 - 49	93	7	86	477	88	389	90	28	62	236	84	152	67	21	46	39	18	21	57	33	24	1059	279	780
50 - 54	78	3	75	335	69	266	66	28	38	206	79	127	44	16	28	59	40	19	47	32	15	835	267	568
55 and above	61	1	60	256	22	234	35	11	24	101	45	56	62	42	20	55	37	18	58	50	8	628	208	420
Unknown	0	0	0	0	0	0	0	0	0	0	0	0	0	0	0	0	0	0	0	0	0	0	0	0

Education Level and Ministry / Sector	Number of Classes	Enrolment	Students-Class Ratio	Number of Teachers / Instructors	Teacher-Class Ratio	Student-Teacher / Instructor Ratio
<b>Overall Total</b>	<b>4444</b>	<b>113987</b>	<b>25.6</b>	<b>10979</b>	<b>2.5</b>	<b>10.4</b>
<b>Pre-Primary (Pre school) Total</b>	<b>674</b>	<b>13301</b>	<b>19.7</b>	<b>779</b>	<b>1.2</b>	<b>17.1</b>
MoE	185	3046	16.5	234	1.3	13.0
MoRA	z	z	z	z	z	z
Private (BPS)	489	10255	21.0	545	1.1	18.8
<b>Primary Total</b>	<b>2057</b>	<b>40397</b>	<b>19.6</b>	<b>4033</b>	<b>2.0</b>	<b>10.0</b>
MoE	1258	22956	18.2	2706	2.2	8.5
MoRA	63	1521	24.1	167	2.7	9.1
Private (BPS)	736	15920	21.6	1160	1.6	13.7
<b>Secondary Total</b>	<b>1713</b>	<b>36677</b>	<b>21.4</b>	<b>4071</b>	<b>2.4</b>	<b>9.0</b>
MoE	1395	28723	20.6	3288	2.4	8.7
MoRA	102	2295	22.5	292	2.9	7.9
Private (BPS)	216	5659	26.2	491	2.3	11.5
<b>Sixth Form (Pre-University) Total</b>	<b>0</b>	<b>5058</b>	<b>z</b>	<b>633</b>	<b>z</b>	<b>8.0</b>
MoE	z	4216	z	547	z	7.7
MoRA	z	431	z	60	z	7.2
Private (BPS)	z	411	z	26	z	15.8
<b>Vocational Technical Total</b>	<b>z</b>	<b>5514</b>	<b>z</b>	<b>643</b>	<b>z</b>	<b>8.6</b>
MoE	z	3779	z	506	z	7.5
MoRA	z	z	z	z	z	z
MoCYS	z	235	z	30	z	7.8
PMO	z	27	z	15	z	1.8
Private (BPS)	z	1473	z	92	z	16.0
<b>Higher Education</b>	<b>z</b>	<b>13040</b>	<b>z</b>	<b>820</b>	<b>z</b>	<b>15.9</b>
MoE	z	9417	z	685	z	13.7
MoRA	z	774	z	50	z	15.5
MoCYS	z	z	z	z	z	z
PMO	z	z	z	z	z	z
Private (BPS)	z	2849	z	85	z	33.5

**Note:**

z - Classes are not fixed, hence, data is not applicable.

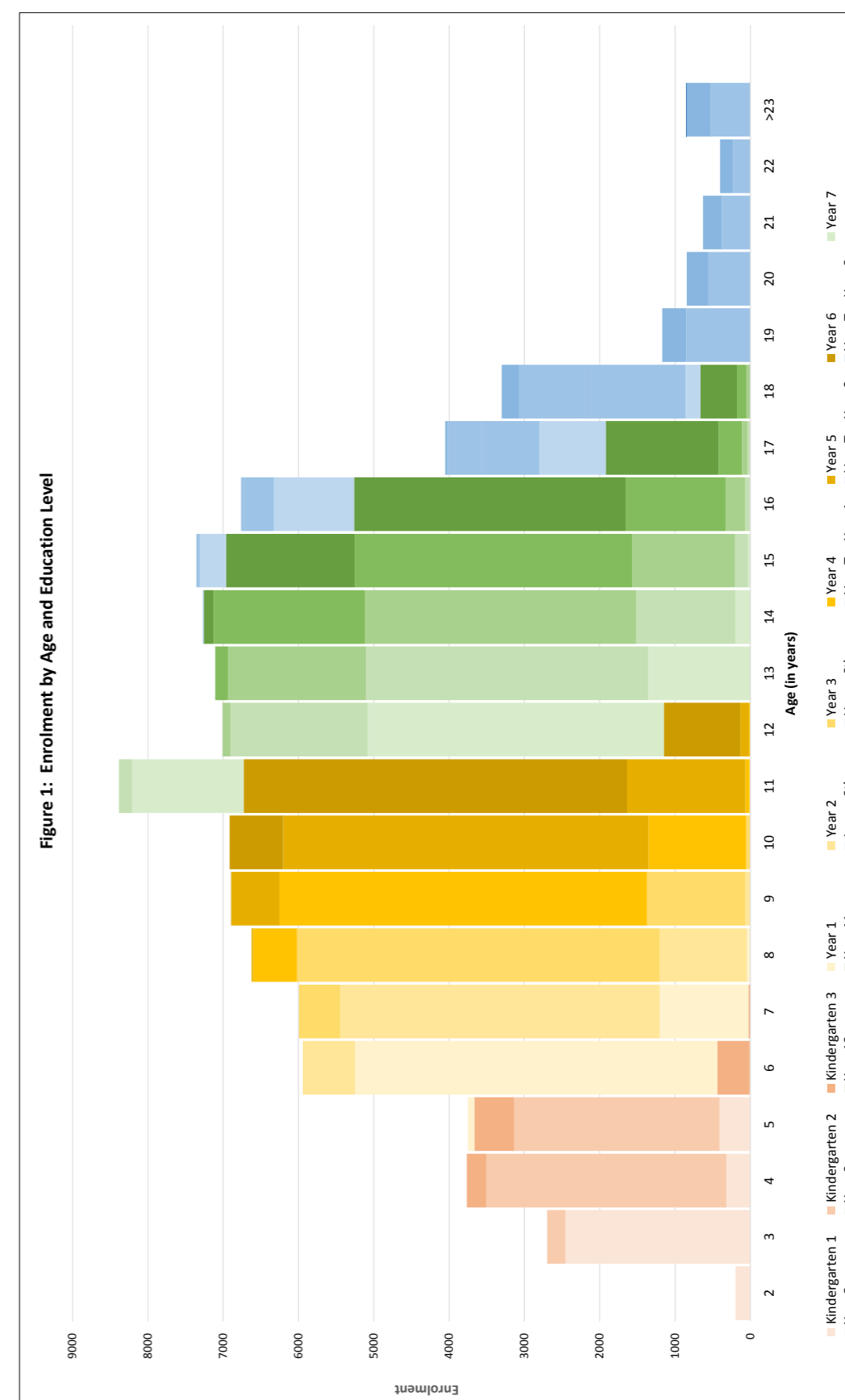
## 1.17

## Classes, Enrolment and Instructors Ratios by Education Level, 2015

Education Level	Number of Classes	Enrolment	Students-Class Ratio	Number of Teachers / Instructors	Teacher-Class Ratio	Student-Teacher / Instructor Ratio
<b>Overall Total</b>	<b>4444</b>	<b>113987</b>	<b>25.6</b>	<b>10979</b>	<b>2.5</b>	<b>10.4</b>
<b>Pre-Primary (Pre school) Total</b>	<b>674</b>	<b>13301</b>	<b>19.7</b>	<b>779</b>	<b>1.2</b>	<b>17.1</b>
Preschool / Kindergarten	674	13301	19.7	779	1.2	17.1
<b>Primary Total</b>	<b>2057</b>	<b>40397</b>	<b>19.6</b>	<b>4033</b>	<b>2.0</b>	<b>10.0</b>
Year 1	340	6570	19.3	4033	2.0	10.0
Year 2	320	6251	19.5			
Year 3	334	6710	20.1			
Year 4	327	6834	20.9			
Year 5	368	7203	19.6			
Year 6	368	6829	18.6			
<b>Secondary Total</b>	<b>1713</b>	<b>36677</b>	<b>21.4</b>	<b>4071</b>	<b>2.4</b>	<b>9.0</b>
Year 7	324	7004	21.6	1406	2.2	10.2
Year 8	328	7336	22.4			
Year 9	347	7290	21.0	2665	2.5	8.7
Year 10	367	7619	20.8			
Year 11	347	7428	21.4			
<b>Sixth Form (Pre-University) Total</b>	<b>z</b>	<b>5058</b>	<b>z</b>			
Lower Sixth Form	z	2516	z	633	z	8.0
Upper Sixth Form	z	2542	z			
<b>Vocational Technical Total</b>	<b>z</b>	<b>5514</b>	<b>z</b>	<b>643</b>	<b>z</b>	<b>8.6</b>
Vocational Technical	z	5514	z	643	z	8.6
<b>Higher Education</b>	<b>z</b>	<b>13040</b>	<b>z</b>	<b>820</b>	<b>z</b>	<b>15.9</b>
Higher Education	z	13040	z	820	z	15.9

**Note:**

z - Classes are not fixed, hence, data is not applicable.



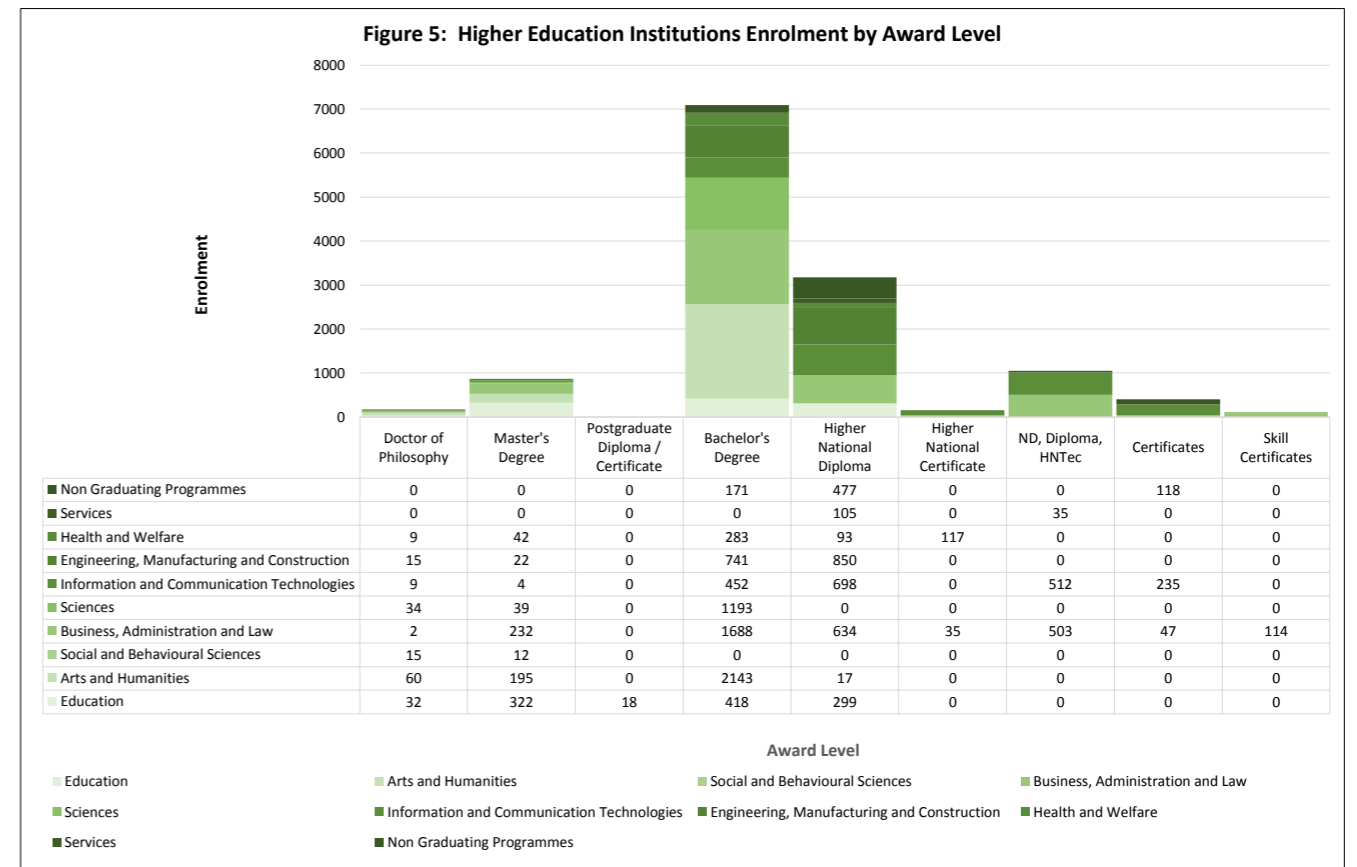
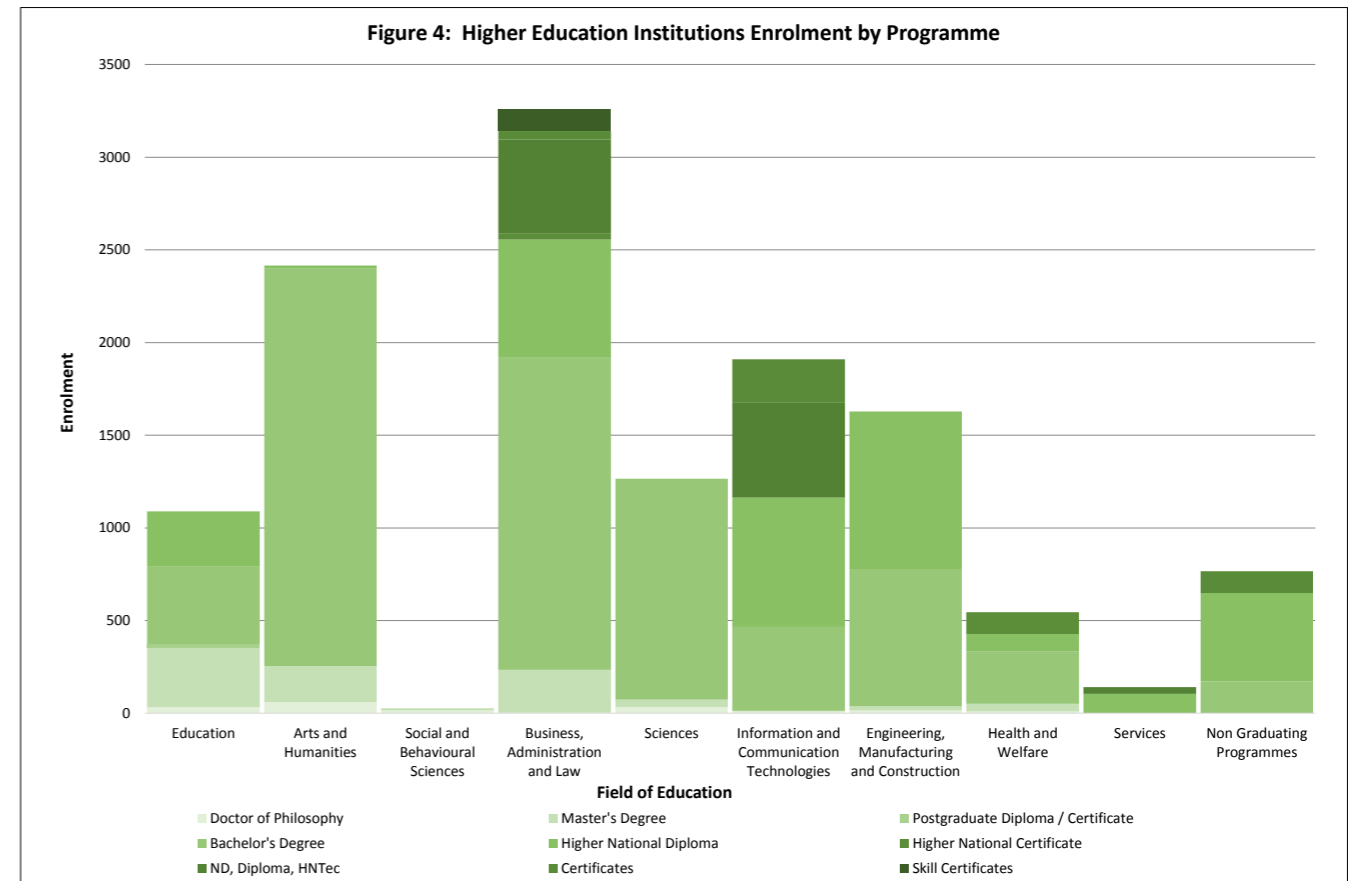
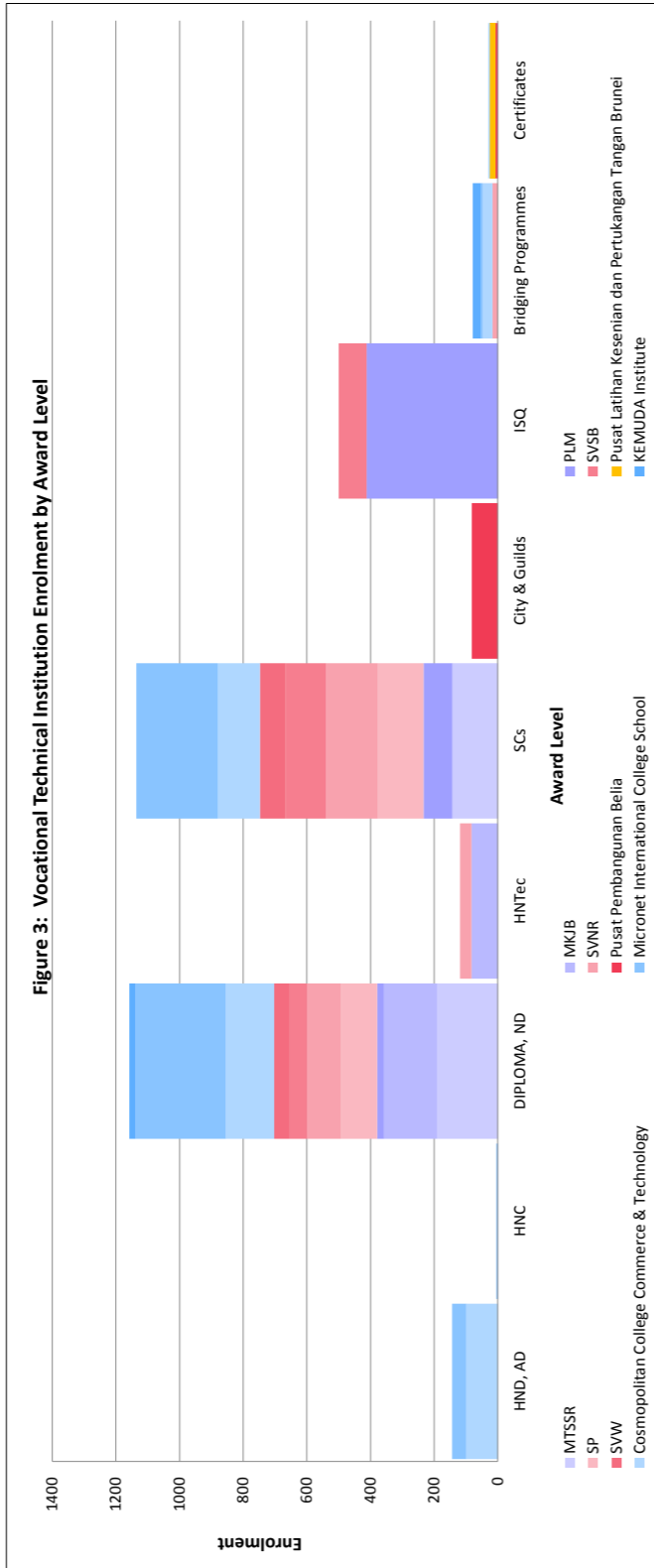
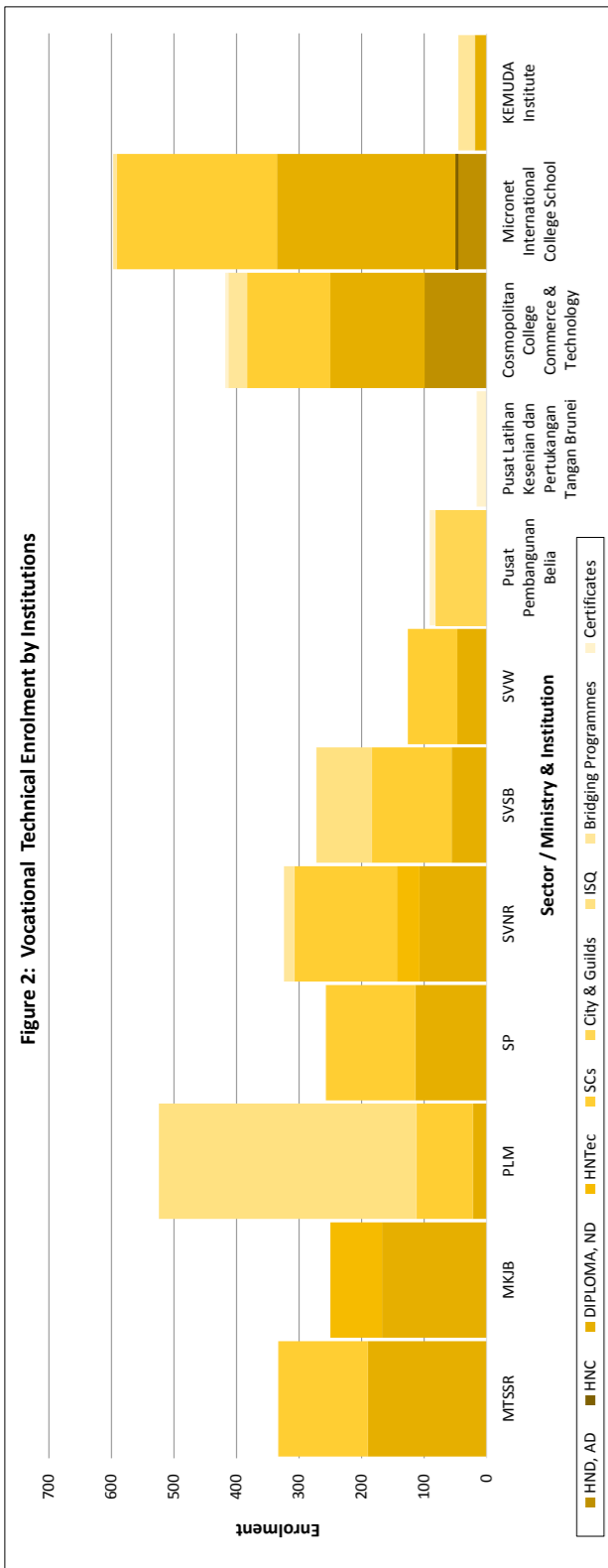




Figure 6: Higher Education Institutions Graduates by Programme

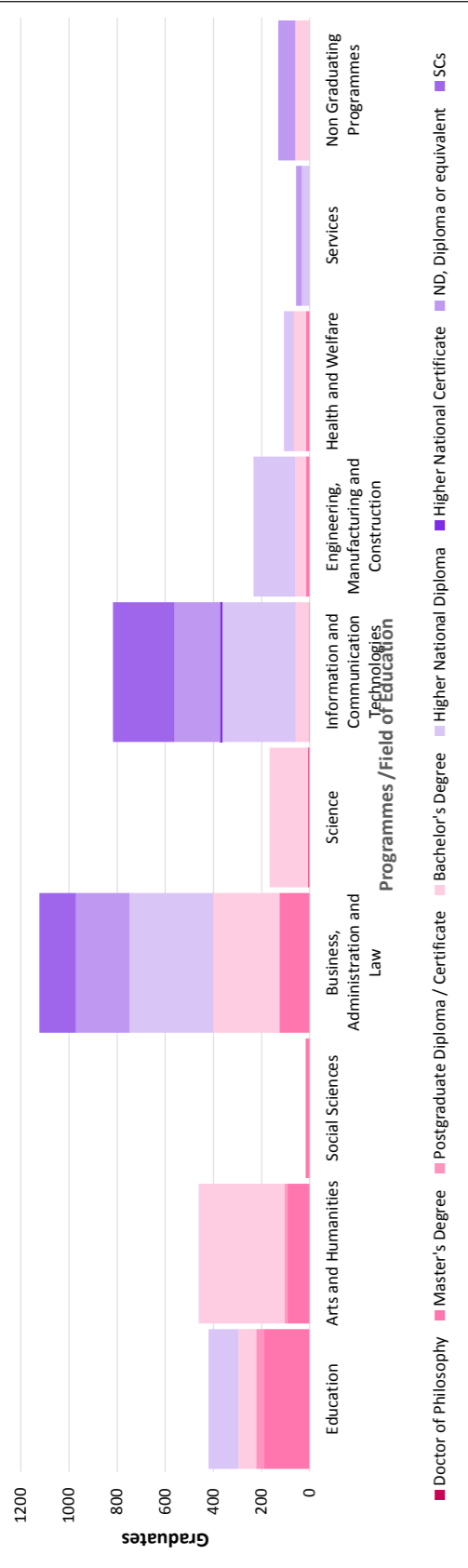


Figure 7: Higher Education Institutions Graduates by Award Level

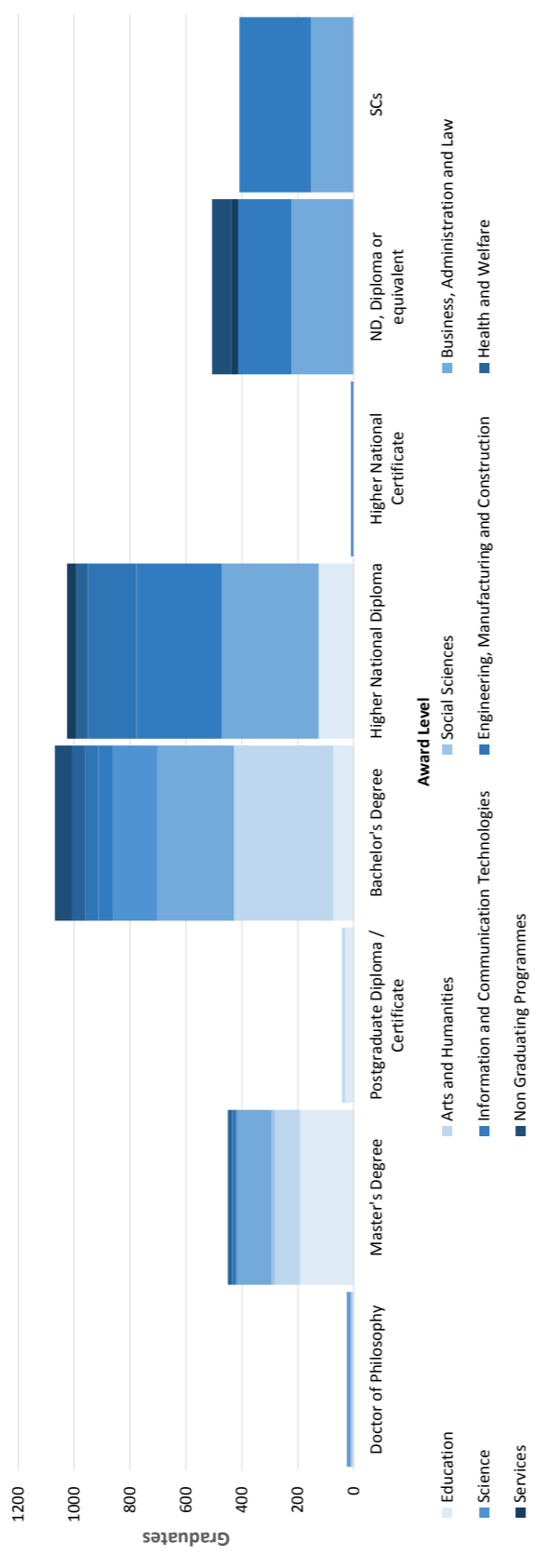


Fig. 8: Vocational Technical Education Graduates by Institutions

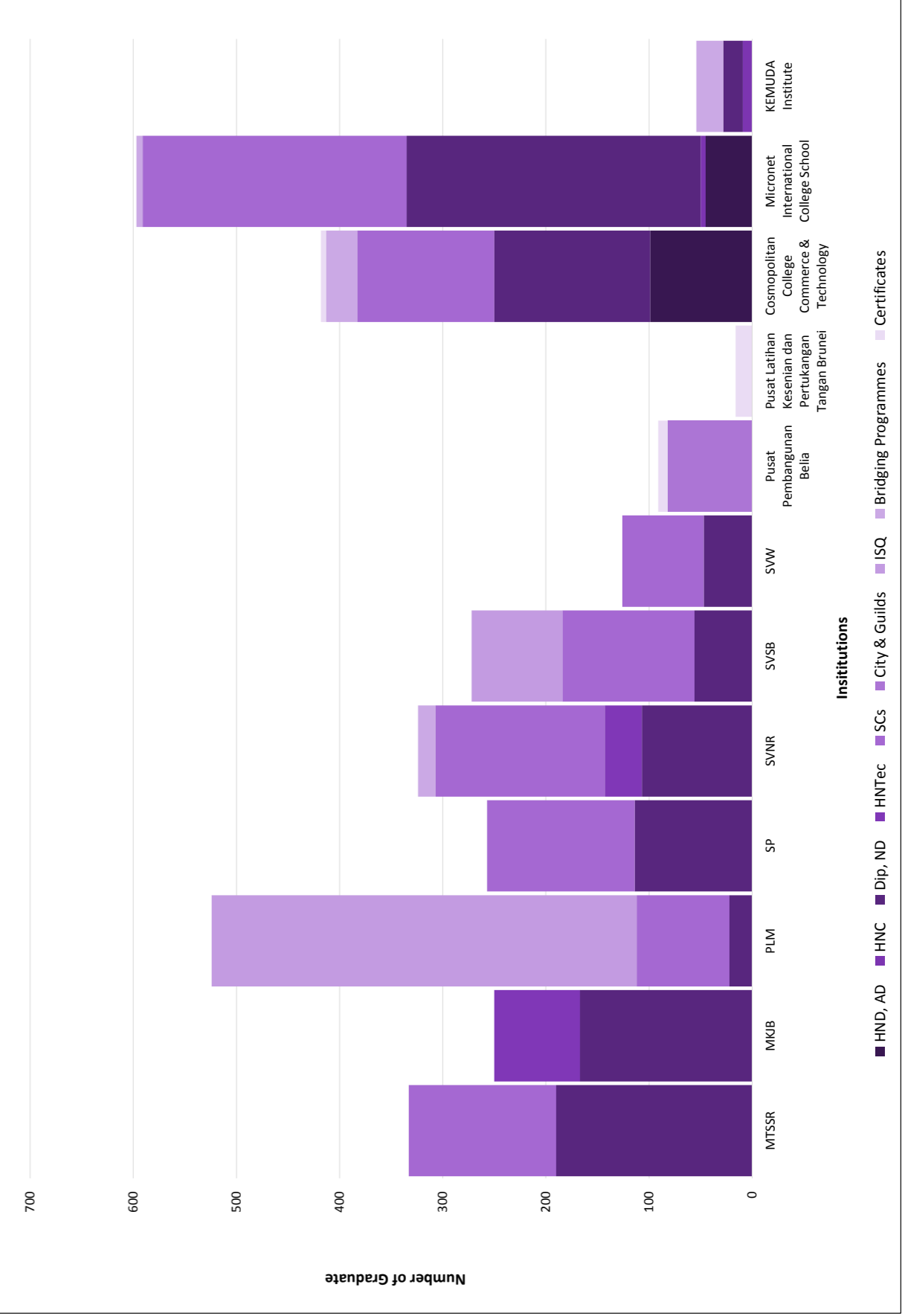


Fig. 9: Vocational Technical Education Graduates by Award Level

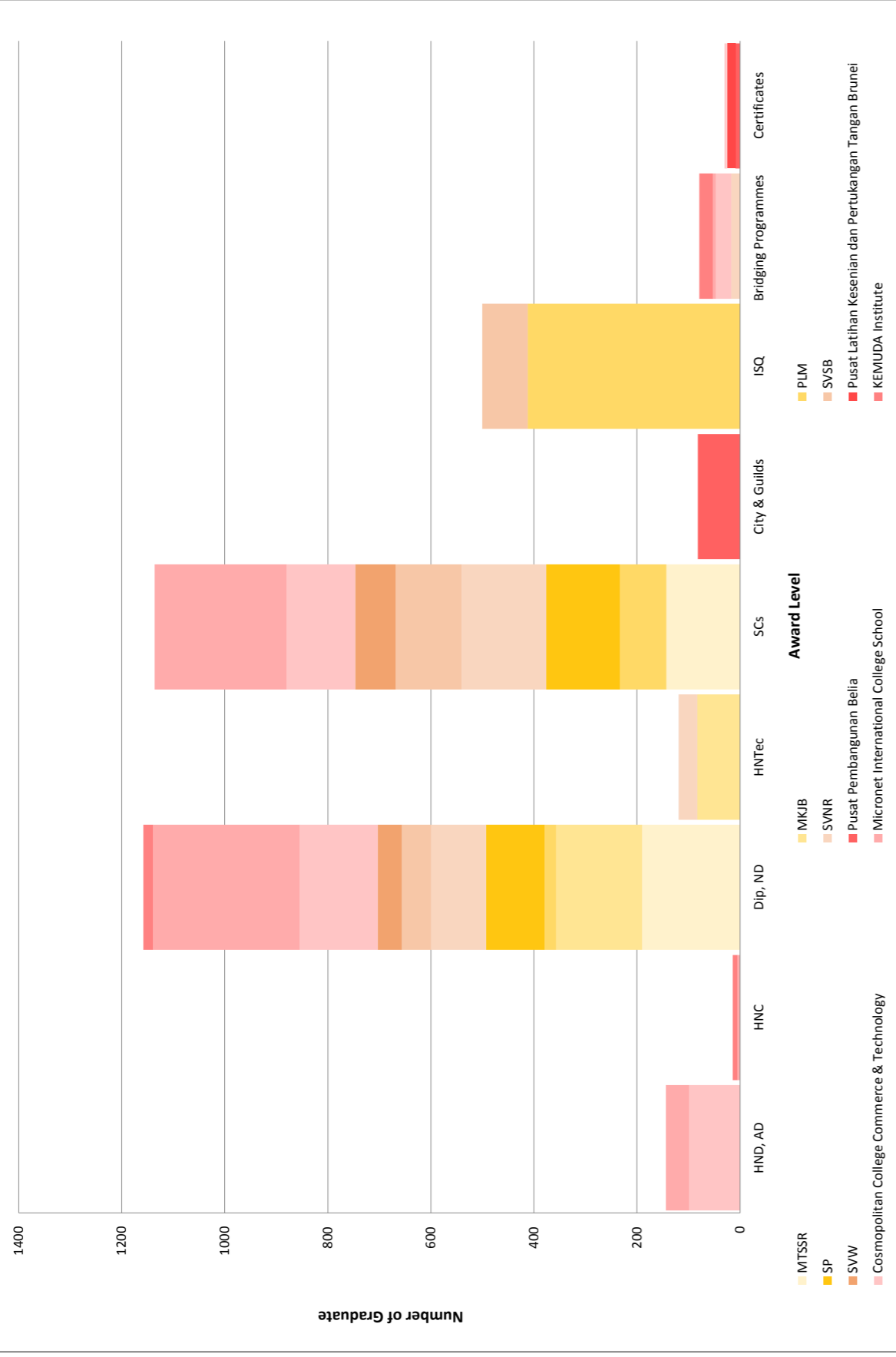
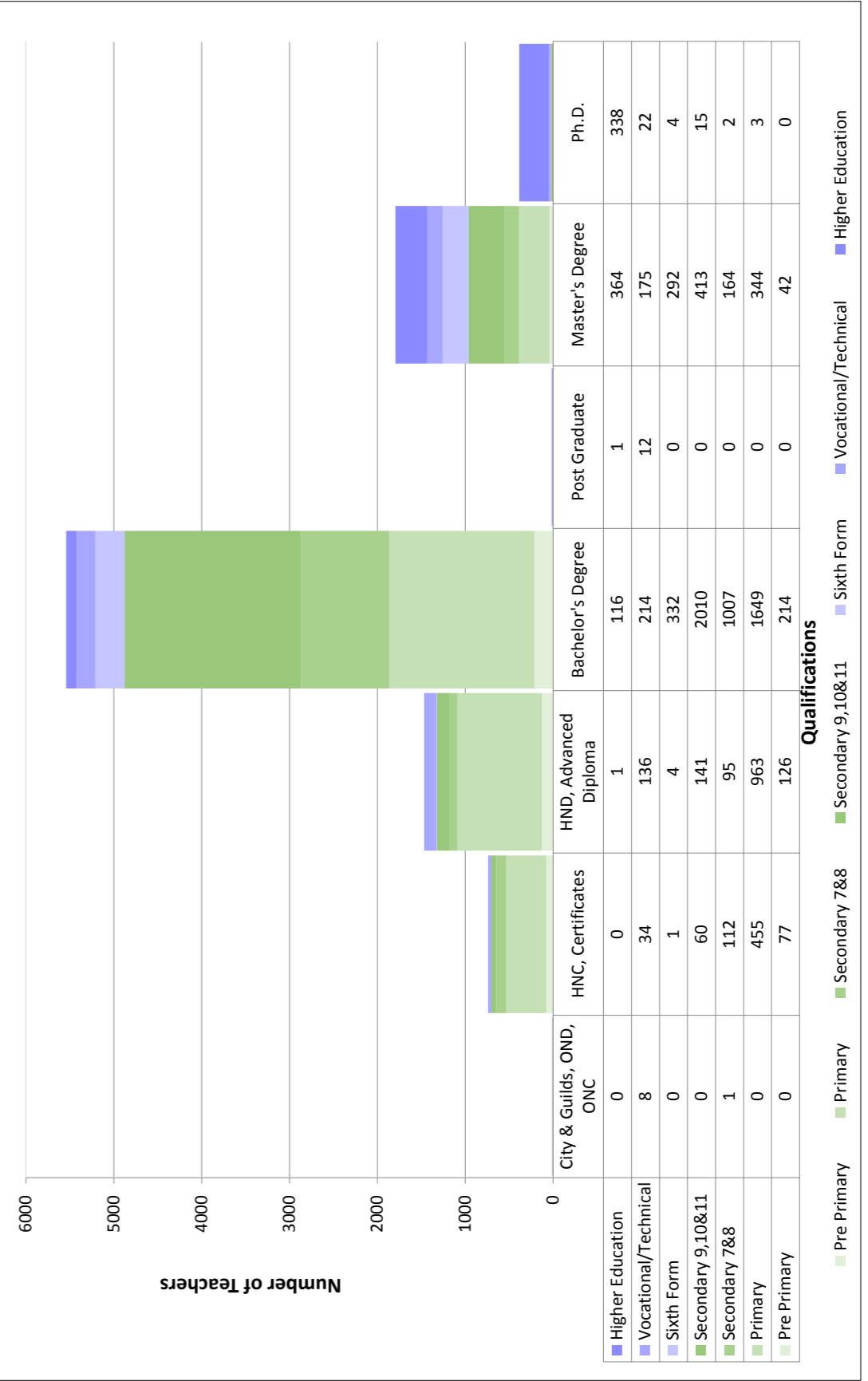


Figure 10: Teacher by Academic Qualification



Section : **2**

**Education Statistics  
by Ministry and Level  
2015**



Section : **2.1**

**Education Statistics  
on Ministry of Education  
2015**

**2.1.1 NUMBER OF SCHOOLS BY EDUCATION LEVEL AND DISTRICT, 2015**

District	Education Level				Total
	Pre-Primary* (Pre school)	Primary	Secondary	Sixth Form* (Pre-University)	
<b>Total</b>	<b>x</b>	<b>118</b>	<b>32</b>	<b>4</b>	<b>154</b>
Brunei Muara	x	62	21 <sup>x</sup>	3	86
Tutong	x	29	5	1	35
Belait	x	16	5 <sup>x</sup>	0	21
Temburong	x	11	1	0	12

**2.1.2 NUMBER OF TEACHERS BY EDUCATION LEVEL AND DISTRICT, 2015**

District	Education Level												Total		
	Pre-Primary* (Pre school)			Primary			Secondary			Sixth Form* (Pre-University)			MF	M	F
	MF	M	F	MF	M	F	MF	M	F	MF	M	F			
<b>Total</b>	<b>234</b>	<b>13</b>	<b>221</b>	<b>2706</b>	<b>650</b>	<b>2056</b>	<b>3288</b>	<b>969</b>	<b>2319</b>	<b>547</b>	<b>176</b>	<b>371</b>	<b>6775</b>	<b>1808</b>	<b>4967</b>
Brunei Muara	152	6	146	1742	370	1372	2342	635	1707	432	130	302	4668	1141	3527
Tutong	38	3	35	492	123	369	441	144	297	64	26	38	1035	296	739
Belait	31	3	28	346	88	258	410	148	262	51	20	31	838	259	579
Temburong	13	1	12	126	69	57	95	42	53	0	0	0	234	112	122

**2.1.3 ENROLMENT BY EDUCATION LEVEL AND DISTRICT, 2015**

District	Education Level												Total		
	Pre-Primary* (Pre school)			Primary			Secondary			Sixth Form* (Pre-University)			MF	M	F
	MF	M	F	MF	M	F	MF	M	F	MF	M	F			
<b>Total</b>	<b>3046</b>	<b>1620</b>	<b>1426</b>	<b>22956</b>	<b>12083</b>	<b>10873</b>	<b>28723</b>	<b>15080</b>	<b>13643</b>	<b>4216</b>	<b>1818</b>	<b>2398</b>	<b>58941</b>	<b>30601</b>	<b>28340</b>
Brunei Muara	2095	1123	972	15739	8233	7506	20750	10879	9871	3399	1479	1920	41983	21714	20269
Tutong	417	206	211	3253	1699	1554	3484	1774	1710	393	157	236	7547	3836	3711
Belait	407	222	185	3149	1709	1440	3640	1976	1664	424	182	242	7620	4089	3531
Temburong	127	69	58	815	442	373	849	451	398	0	0	0	1791	962	829

**Note:**

x - Schools conducting both Pre-primary and Primary education are included under Primary and schools conducting both Secondary and Sixth Form education are included under Secondary.

\* - In Brunei context, Pre School and Pre-University education are also referred to as Pre-Primary and Sixth Form respectively.

### 2.1.4 NUMBER OF CLASSES, ENROLMENT AND NUMBER OF TEACHERS BY EDUCATION LEVEL, 2015

Education Level	Cls	Enrolment			Number of Teachers		
		MF	M	F	MF	M	F
<b>Overall Total</b>	<b>2838</b>	<b>58941</b>	<b>30601</b>	<b>28340</b>	<b>6775</b>	<b>1808</b>	<b>4967</b>
<b>Primary Education Total</b>	<b>1443</b>	<b>26002</b>	<b>13703</b>	<b>12299</b>	<b>2940</b>	<b>663</b>	<b>2277</b>
<b>Pre-Primary Total</b>	<b>185</b>	<b>3046</b>	<b>1620</b>	<b>1426</b>	<b>234</b>	<b>13</b>	<b>221</b>
<b>Primary Total</b>	<b>1258</b>	<b>22956</b>	<b>12083</b>	<b>10873</b>	<b>2706</b>	<b>650</b>	<b>2056</b>
Year 1	191	3392	1814	1578			
Year 2	191	3415	1765	1650			
Year 3	201	3845	2046	1799			
Year 4	208	4167	2157	2010			
Year 5	225	4071	2162	1909			
Year 6	242	4066	2139	1927			
<b>Secondary Education Total</b>	<b>1395</b>	<b>28723</b>	<b>15080</b>	<b>13643</b>	<b>3288</b>	<b>969</b>	<b>2319</b>
Year 7	260	5294	2811	2483	1083	287	796
Year 8	263	5620	2916	2704			
Year 9	282	5711	2961	2750	2205	682	1523
Year 10	301	6013	3154	2859			
Year 11	289	6085	3238	2847			
<b>Sixth Form Education Total</b>	<b>0</b>	<b>4216</b>	<b>1818</b>	<b>2398</b>	<b>547</b>	<b>176</b>	<b>371</b>
Lower Sixth Form	z	2113	936	1177	547	176	371
Upper Sixth Form	z	2103	882	1221			

**Note:**

z - Classes are not fixed, hence, data is not applicable.

### 2.1.5 PRE-PRIMARY AND PRIMARY ENROLMENT BY CLUSTER, 2015

#### 2.1.5.1 PRE-PRIMARY AND PRIMARY

Cluster	Education Level																															
	Pre-Primary (Pre school)			Year 1			Year 2			Year 3			Year 4			Year 5			Year 6			Total										
	Cls	MF	F	Cls	MF	F	Cls	MF	F	Cls	MF	F	Cls	MF	F	Cls	MF	F	Cls	MF	F	Cls	MF	F								
<b>Total</b>	185	3046	1620	1426	191	3392	1814	1578	191	3415	1765	1650	201	3845	2046	1799	208	4167	2157	2010	225	4071	2162	1909	242	4066	2139	1927	1443	26002	13703	12299
Cluster 1	31	499	274	225	31	582	321	261	32	593	307	286	31	655	335	320	31	686	353	333	34	655	343	312	41	695	362	333	231	4365	2295	2070
Cluster 2	32	590	294	296	33	581	308	273	33	597	309	288	39	736	384	352	42	831	436	395	43	745	382	363	46	772	415	357	268	4852	2528	2324
Cluster 3	39	640	358	282	38	716	374	342	36	690	357	333	40	805	445	360	41	877	432	445	45	896	458	438	48	850	435	415	287	5474	2859	2615
Cluster 4	32	549	288	261	30	570	303	267	32	603	314	289	33	674	375	299	35	734	369	365	39	753	428	325	42	718	377	341	243	4601	2454	2147
Cluster 5	28	361	184	177	32	461	243	218	31	450	227	223	32	470	232	238	32	498	261	237	32	447	228	219	33	467	261	206	220	3154	1636	1518
Cluster 6	23	407	222	185	27	482	265	217	27	482	251	231	26	505	275	230	27	541	306	235	32	575	323	252	32	564	289	275	194	3556	1931	1625

#### 2.1.5.2 PRE-PRIMARY AND PRIMARY

District	Education Level																															
	Pre-Primary (Pre school)			Year 1			Year 2			Year 3			Year 4			Year 5			Year 6			Total										
	Cls	MF	F	Cls	MF	F	Cls	MF	F	Cls	MF	F	Cls	MF	F	Cls	MF	F	Cls	MF	F	Cls	MF	F								
<b>Total</b>	185	3046	1620	1426	191	3392	1814	1578	191	3415	1765	1650	201	3845	2046	1799	208	4167	2157	2010	225	4071	2162	1909	242	4066	2139	1927	1443	26002	13703	12299
Brunei Muara	119	2095	1123	972	117	2248	1193	1055	116	2277	1183	1094	128	2658	1425	1233	134	2902	1468	1434	143	2822	1484	1338	159	2832	1480	1352	916	17834	9356	8478
Tutong	33	417	206	211	37	521	276	245	37	521	266	255	37	542	272	270	38	590	307	283	39	541	282	259	39	538	296	242	260	3670	1905	1765
Belait	23	407	222	185	27	482	265	217	27	482	251	231	26	505	275	230	27	541	306	235	32	575	323	252	32	564	289	275	194	3556	1931	1625
Temburong	10	127	69	58	10	141	80	61	11	135	65	70	10	140	74	66	9	134	76	58	11	133	73	60	12	132	74	58	73	942	511	431

## 2.1.5 ENROLMENT BY EDUCATION LEVEL AND DISTRICT, 2015

## 2.1.5.3 SECONDARY

District	Education Level																							
	Year 7			Year 8			Year 9			Year 10			Year 11			Total								
	Cls	MF	M	F	Cls	MF	M	F	Cls	MF	M	F	Cls	MF	M	F	Cls	MF	M	F				
<b>Total</b>	260	5294	2811	2483	263	5620	2916	2704	282	5711	2961	2750	301	6013	3154	2859	289	6085	3238	2847	1395	28723	15080	13643
Brunei Muara	184	3813	2026	1787	189	4091	2112	1979	203	4111	2137	1974	216	4426	2333	2093	201	4309	2271	2038	993	20750	10879	9871
Tutong	36	638	317	321	37	678	346	332	41	686	337	349	40	701	355	346	44	781	419	362	198	3484	1774	1710
Belait	34	686	390	296	32	683	353	330	30	745	400	345	39	732	391	341	38	794	442	352	173	3640	1976	1664
Temburong	6	157	78	79	5	168	105	63	8	169	87	82	6	154	75	79	6	201	106	95	31	849	451	398

## 2.1.5.4 SIXTH FORM

District	Education Level																											
	Lower Sixth Form									Upper Sixth Form									Total									
	Cls	MF	M	F	Cls	MF	M	F	Cls	MF	M	F	Cls	MF	M	F	Cls	MF	M	F								
<b>Total</b>	z	2113	936	1177	z	2103	882	1221	z	4216	1818	2398	z	3399	1479	1920	z	393	157	236	z	424	182	242	z	0	0	0
Brunei Muara	z	1678	752	926	z	1721	727	994	z	3399	1479	1920	z	3399	1479	1920	z	393	157	236	z	424	182	242	z	0	0	0
Tutong	z	195	83	112	z	198	74	124	z	393	157	236	z	393	157	236	z	393	157	236	z	424	182	242	z	0	0	0
Belait	z	240	101	139	z	184	81	103	z	424	182	242	z	424	182	242	z	424	182	242	z	424	182	242	z	0	0	0
Temburong	z	0	0	0	z	0	0	0	z	0	0	0	z	0	0	0	z	0	0	0	z	0	0	0	z	0	0	0

**Note:**

z - Classes are not fixed, hence, number of classes is not applicable.

## 2.1.6 NUMBER OF CLASSES, NEW AND REPEATERS, 2015

## 2.1.6.1 PRE-PRIMARY AND PRIMARY

Education Level	Cls	New			Repeaters			Total		
		MF	M	F	MF	M	F	MF	M	F
<b>Primary Education Total</b>	<b>1443</b>	<b>25932</b>	<b>13649</b>	<b>12283</b>	<b>70</b>	<b>54</b>	<b>16</b>	<b>26002</b>	<b>13703</b>	<b>12299</b>
Normal	1443 <sup>x</sup>	24760	12809	11951	60	48	12	24820	12857	11963
Special Education	0	1172	840	332	10	6	4	1182	846	336
<b>Pre-Primary (Pre school) Total</b>	<b>185</b>	<b>3040</b>	<b>1615</b>	<b>1425</b>	<b>6</b>	<b>5</b>	<b>1</b>	<b>3046</b>	<b>1620</b>	<b>1426</b>
Normal	185 <sup>x</sup>	2948	1544	1404	6	5	1	2954	1549	1405
Special Education	0	92	71	21	0	0	0	92	71	21
<b>Primary Total</b>	<b>1258</b>	<b>22892</b>	<b>12034</b>	<b>10858</b>	<b>64</b>	<b>49</b>	<b>15</b>	<b>22956</b>	<b>12083</b>	<b>10873</b>
<b>Year 1</b>	<b>191</b>	<b>3385</b>	<b>1811</b>	<b>1574</b>	<b>7</b>	<b>3</b>	<b>4</b>	<b>3392</b>	<b>1814</b>	<b>1578</b>
Normal	191 <sup>x</sup>	3245	1702	1543	6	3	3	3251	1705	1546
Special Education	0	140	109	31	1	0	1	141	109	32
<b>Year 2</b>	<b>191</b>	<b>3408</b>	<b>1760</b>	<b>1648</b>	<b>7</b>	<b>5</b>	<b>2</b>	<b>3415</b>	<b>1765</b>	<b>1650</b>
Normal	191 <sup>x</sup>	3205	1610	1595	7	5	2	3212	1615	1597
Special Education	0	203	150	53	0	0	0	203	150	53
<b>Year 3</b>	<b>201</b>	<b>3831</b>	<b>2036</b>	<b>1795</b>	<b>14</b>	<b>10</b>	<b>4</b>	<b>3845</b>	<b>2046</b>	<b>1799</b>
Normal	201 <sup>x</sup>	3641	1897	1744	12	9	3	3653	1906	1747
Special Education	0	190	139	51	2	1	1	192	140	52
<b>Year 4</b>	<b>208</b>	<b>4150</b>	<b>2143</b>	<b>2007</b>	<b>17</b>	<b>14</b>	<b>3</b>	<b>4167</b>	<b>2157</b>	<b>2010</b>
Normal	208 <sup>x</sup>	3982	2031	1951	16	13	3	3998	2044	1954
Special Education	0	168	112	56	1	1	0	169	113	56
<b>Year 5</b>	<b>225</b>	<b>4061</b>	<b>2153</b>	<b>1908</b>	<b>10</b>	<b>9</b>	<b>1</b>	<b>4071</b>	<b>2162</b>	<b>1909</b>
Normal	225 <sup>x</sup>	3854	2006	1848	9	9	0	3863	2015	1848
Special Education	0	207	147	60	1	0	1	208	147	61
<b>Year 6</b>	<b>242</b>	<b>4057</b>	<b>2131</b>	<b>1926</b>	<b>9</b>	<b>8</b>	<b>1</b>	<b>4066</b>	<b>2139</b>	<b>1927</b>
Normal	242 <sup>x</sup>	3885	2019	1866	4	4	0	3889	2023	1866
Special Education	0	172	112	60	5	4	1	177	116	61

**Note:**

x - Normal classes are inclusive of special education.

## 2.1.6 NUMBER OF CLASSES, NEW AND REPEATERS, 2015

## 2.1.6.2 SECONDARY

Education Level	Cls	New			Repeaters			Total		
		MF	M	F	MF	M	F	MF	M	F
<b>Secondary Total</b>	<b>1395</b>	<b>27196</b>	<b>14118</b>	<b>13078</b>	<b>1527</b>	<b>962</b>	<b>565</b>	<b>28723</b>	<b>15080</b>	<b>13643</b>
<b>Year 7</b>	<b>260</b>	<b>5131</b>	<b>2694</b>	<b>2437</b>	<b>163</b>	<b>117</b>	<b>46</b>	<b>5294</b>	<b>2811</b>	<b>2483</b>
Normal	235	5042	2621	2421	162	117	45	5204	2738	2466
Pre Vocational	25	89	73	16	1	0	1	90	73	17
<b>Year 8</b>	<b>263</b>	<b>5449</b>	<b>2797</b>	<b>2652</b>	<b>171</b>	<b>119</b>	<b>52</b>	<b>5620</b>	<b>2916</b>	<b>2704</b>
Normal	243	5368	2748	2620	171	119	52	5539	2867	2672
Pre Vocational	20	81	49	32	0	0	0	81	49	32
<b>Year 9</b>	<b>282</b>	<b>5564</b>	<b>2856</b>	<b>2708</b>	<b>147</b>	<b>105</b>	<b>42</b>	<b>5711</b>	<b>2961</b>	<b>2750</b>
Science Stream (4 Years 'General Programme')	27	402	157	245	0	0	0	402	157	245
Science Stream (5 Years 'General Programme')	40	756	287	469	2	2	0	758	289	469
Arts Stream (4 Years 'General Programme')	0	0	0	0	0	0	0	0	0	0
Arts Stream (5 Years 'General Programme')	82	1925	919	1006	27	18	9	1952	937	1015
Applied Education Programme - 3 Years	79	1849	1037	812	77	51	26	1926	1088	838
Special Applied Programme (SAP) - 3 Years	35	529	381	148	41	34	7	570	415	155
Special Education Needs Programme (Pra Vok)	19	103	75	28	0	0	0	103	75	28
Specialised Education Programme	0	0	0	0	0	0	0	0	0	0
<b>Year 10</b>	<b>301</b>	<b>5905</b>	<b>3071</b>	<b>2834</b>	<b>108</b>	<b>83</b>	<b>25</b>	<b>6013</b>	<b>3154</b>	<b>2859</b>
Science Stream (4 Years 'General Programme')	38	588	294	294	1	1	0	589	295	294
Science Stream (5 Years 'General Programme')	49	1024	437	587	6	6	0	1030	443	587
Arts Stream (4 Years 'General Programme')	0	0	0	0	0	0	0	0	0	0
Arts Stream (5 Years 'General Programme')	83	2031	964	1067	19	16	3	2050	980	1070
Applied Education Programme - 3 Years	77	1704	983	721	60	39	21	1764	1022	742
Special Applied Programme (SAP) - 3 Years	37	503	352	151	22	21	1	525	373	152
Special Education Needs Programme (Pra Vok)	17	55	41	14	0	0	0	55	41	14
Specialised Education Programme	0	0	0	0	0	0	0	0	0	0
<b>Year 11</b>	<b>289</b>	<b>5147</b>	<b>2700</b>	<b>2447</b>	<b>938</b>	<b>538</b>	<b>400</b>	<b>6085</b>	<b>3238</b>	<b>2847</b>
Science Stream (4 Years 'General Programme')	0	0	0	0	0	0	0	0	0	0
Science Stream (5 Years 'General Programme')	49	982	417	565	24	15	9	1006	432	574
Arts Stream (4 Years 'General Programme')	0	0	0	0	0	0	0	0	0	0
Arts Stream (5 Years 'General Programme')	100	2017	988	1029	550	313	237	2567	1301	1266
Applied Education Programme - 3 Years	74	1375	759	616	359	205	154	1734	964	770
Special Applied Programme (SAP) - 3 Years	49	735	514	221	5	5	0	740	519	221
Special Education Needs Programme (Pra Vok)	17	38	22	16	0	0	0	38	22	16
Specialised Education Programme	0	0	0	0	0	0	0	0	0	0

## 2.1.6.3 SIXTH FORM

Education Level	Cls	New			Repeaters			Total		
		MF	M	F	MF	M	F	MF	M	F
<b>Sixth Form Total</b>	<b>z</b>	<b>4186</b>	<b>1798</b>	<b>2388</b>	<b>30</b>	<b>20</b>	<b>10</b>	<b>4216</b>	<b>1818</b>	<b>2398</b>
<b>Lower Sixth Form</b>	<b>z</b>	<b>2102</b>	<b>929</b>	<b>1173</b>	<b>11</b>	<b>7</b>	<b>4</b>	<b>2113</b>	<b>936</b>	<b>1177</b>
Science	z	1135	559	576	6	3	3	1141	562	579
Art	z	967	370	597	5	4	1	972	374	598
<b>Upper Sixth Form</b>	<b>z</b>	<b>2084</b>	<b>869</b>	<b>1215</b>	<b>19</b>	<b>13</b>	<b>6</b>	<b>2103</b>	<b>882</b>	<b>1221</b>
Science	z	1079	487	592	9	7	2	1088	494	594
Art	z	1005	382	623	10	6	4	1015	388	627

**Note:**

z - Classes are not fixed, hence, number of classes is not applicable.

## 2.1.7 ENROLMENT BY AGE AND EDUCATION LEVEL, 2015

## 2.1.7.1 PRE-PRIMARY AND PRIMARY

Education Level	Gender	Age (years)								Total
		≤ 5	6	7	8	9	10	11	≥ 12	
<b>Pre-Primary and Primary Education Total</b>	<b>MF</b>	<b>2616</b>	<b>3360</b>	<b>3418</b>	<b>3779</b>	<b>4154</b>	<b>4185</b>	<b>3782</b>	<b>708</b>	<b>26002</b>
	<b>M</b>	<b>1401</b>	<b>1761</b>	<b>1778</b>	<b>2001</b>	<b>2192</b>	<b>2180</b>	<b>1959</b>	<b>431</b>	<b>13703</b>
	<b>F</b>	<b>1215</b>	<b>1599</b>	<b>1640</b>	<b>1778</b>	<b>1962</b>	<b>2005</b>	<b>1823</b>	<b>277</b>	<b>12299</b>
<b>Pre-Primary Total</b>	<b>MF</b>	<b>2339</b>	<b>693</b>	<b>14</b>	<b>0</b>	<b>0</b>	<b>0</b>	<b>0</b>	<b>0</b>	<b>3046</b>
	<b>M</b>	<b>1254</b>	<b>353</b>	<b>13</b>	<b>0</b>	<b>0</b>	<b>0</b>	<b>0</b>	<b>0</b>	<b>1620</b>
	<b>F</b>	<b>1085</b>	<b>340</b>	<b>1</b>	<b>0</b>	<b>0</b>	<b>0</b>	<b>0</b>	<b>0</b>	<b>1426</b>
<b>Primary Total</b>	<b>MF</b>	<b>277</b>	<b>2667</b>	<b>3404</b>	<b>3779</b>	<b>4154</b>	<b>4185</b>	<b>3782</b>	<b>708</b>	<b>22956</b>
	<b>M</b>	<b>147</b>	<b>1408</b>	<b>1765</b>	<b>2001</b>	<b>2192</b>	<b>2180</b>	<b>1959</b>	<b>431</b>	<b>12083</b>
	<b>F</b>	<b>130</b>	<b>1259</b>	<b>1639</b>	<b>1778</b>	<b>1962</b>	<b>2005</b>	<b>1823</b>	<b>277</b>	<b>10873</b>
Year 1	MF	239	2384	735	29	4	1	0	0	3392
	M	126	1262	405	17	3	1	0	0	1814
	F	113	1122	330	12	1	0	0	0	1578
Year 2	MF	38	282	2368	680	41	3	2	1	3415
	M	21	146	1205	367	23	2	1	0	1765
	F	17	136	1163	313	18	1	1	1	1650
Year 3	MF	0	1	296	2676	837	26	7	2	3845
	M	0	0	153	1424	451	14	3	1	2046
	F	0	1	143	1252	386	12	4	1	1799
Year 4	MF	0	0	5	372	2915	830	32	13	4167
	M	0	0	2	183	1514	433	19	6	2157
	F	0	0	3	189	1401	397	13	7	2010
Year 5	MF	0	0	0	22	356	2907	750	36	4071
	M	0	0	0	10	200	1511	417	24	2162
	F	0	0	0	12	156	1396	333	12	1909
Year 6	MF	0	0	0	0	1	418	2991	656	4066
	M	0	0	0	0	1	219	1519	400	2139
	F	0	0	0	0	0	199	1472	256	1927



## 2.1.7 ENROLMENT BY AGE AND EDUCATION LEVEL, 2015

## 2.1.7.2 SECONDARY

Education Level	Gender	Age (years)								Total
		≤ 11	12	13	14	15	16	17	≥ 18	
<b>Secondary Education Total</b>	<b>MF</b>	<b>861</b>	<b>4613</b>	<b>5434</b>	<b>5615</b>	<b>5436</b>	<b>4472</b>	<b>1682</b>	<b>610</b>	<b>28723</b>
	<b>M</b>	<b>440</b>	<b>2338</b>	<b>2842</b>	<b>2835</b>	<b>2853</b>	<b>2459</b>	<b>939</b>	<b>374</b>	<b>15080</b>
	<b>F</b>	<b>421</b>	<b>2275</b>	<b>2592</b>	<b>2780</b>	<b>2583</b>	<b>2013</b>	<b>743</b>	<b>236</b>	<b>13643</b>
Year 7	MF	819	3313	977	147	29	6	2	1	5294
	M	424	1713	549	97	22	5	1	0	2811
	F	395	1600	428	50	7	1	1	1	2483
Year 8	MF	42	1223	3138	1000	129	54	31	3	5620
	M	16	596	1661	517	73	35	18	0	2916
	F	26	627	1477	483	56	19	13	3	2704
Year 9	MF	0	74	1238	2960	1077	239	76	47	5711
	M	0	27	577	1526	586	163	54	28	2961
	F	0	47	661	1434	491	76	22	19	2750
Year 10	MF	0	3	76	1415	3023	1109	269	118	6013
	M	0	2	52	656	1581	632	154	77	3154
	F	0	1	24	759	1442	477	115	41	2859
Year 11	MF	0	0	5	93	1178	3064	1304	441	6085
	M	0	0	3	39	591	1624	712	269	3238
	F	0	0	2	54	587	1440	592	172	2847

## 2.1.7.3 SIXTH FORM (PRE-UNIVERSITY)

Education Level	Gender	Age (years)					Total
		≤ 14	15	16	17	≥ 18	
<b>Sixth Form Total</b>	<b>MF</b>	<b>13</b>	<b>367</b>	<b>1276</b>	<b>1347</b>	<b>1213</b>	<b>4216</b>
	<b>M</b>	<b>2</b>	<b>175</b>	<b>544</b>	<b>576</b>	<b>521</b>	<b>1818</b>
	<b>F</b>	<b>11</b>	<b>192</b>	<b>732</b>	<b>771</b>	<b>692</b>	<b>2398</b>
Lower Sixth Form	MF	12	324	925	726	126	2113
	M	1	154	410	304	67	936
	F	11	170	515	422	59	1177
Upper Sixth Form	MF	1	43	351	621	1087	2103
	M	1	21	134	272	454	882
	F	0	22	217	349	633	1221

## 2.1.8 ENROLMENT BY RACE AND EDUCATION LEVEL, 2015

## 2.1.8.1 PRE-PRIMARY AND PRIMARY

Education Level	Gender	Race										
		Malay		Other Indigenous		Chinese		Others		Total		
		C	NC	C	NC	C	NC	C	NC	C	NC	CNC
<b>Pre-Primary and Primary Total</b>	<b>MF</b>	<b>23581</b>	<b>467</b>	<b>761</b>	<b>172</b>	<b>266</b>	<b>138</b>	<b>371</b>	<b>246</b>	<b>24979</b>	<b>1023</b>	<b>26002</b>
	<b>M</b>	<b>12431</b>	<b>250</b>	<b>417</b>	<b>91</b>	<b>139</b>	<b>59</b>	<b>197</b>	<b>119</b>	<b>13184</b>	<b>519</b>	<b>13703</b>
	<b>F</b>	<b>11150</b>	<b>217</b>	<b>344</b>	<b>81</b>	<b>127</b>	<b>79</b>	<b>174</b>	<b>127</b>	<b>11795</b>	<b>504</b>	<b>12299</b>
<b>Pre-Primary Total</b>	<b>MF</b>	<b>2770</b>	<b>61</b>	<b>87</b>	<b>17</b>	<b>27</b>	<b>6</b>	<b>56</b>	<b>22</b>	<b>2940</b>	<b>106</b>	<b>3046</b>
	<b>M</b>	<b>1473</b>	<b>26</b>	<b>49</b>	<b>9</b>	<b>17</b>	<b>4</b>	<b>29</b>	<b>13</b>	<b>1568</b>	<b>52</b>	<b>1620</b>
	<b>F</b>	<b>1297</b>	<b>35</b>	<b>38</b>	<b>8</b>	<b>10</b>	<b>2</b>	<b>27</b>	<b>9</b>	<b>1372</b>	<b>54</b>	<b>1426</b>
<b>Primary Total</b>	<b>MF</b>	<b>20811</b>	<b>406</b>	<b>674</b>	<b>155</b>	<b>239</b>	<b>132</b>	<b>315</b>	<b>224</b>	<b>22039</b>	<b>917</b>	<b>22956</b>
	<b>M</b>	<b>10958</b>	<b>224</b>	<b>368</b>	<b>82</b>	<b>122</b>	<b>55</b>	<b>168</b>	<b>106</b>	<b>11616</b>	<b>467</b>	<b>12083</b>
	<b>F</b>	<b>9853</b>	<b>182</b>	<b>306</b>	<b>73</b>	<b>117</b>	<b>77</b>	<b>147</b>	<b>118</b>	<b>10423</b>	<b>450</b>	<b>10873</b>
Year 1	MF	3051	64	135	30	28	12	34	38	3248	144	3392
	M	1636	35	76	10	10	6	19	22	1741	73	1814
	F	1415	29	59	20	18	6	15	16	1507	71	1578
Year 2	MF	3071	75	103	20	45	22	48	31	3267	148	3415
	M	1588	41	50	9	23	9	27	18	1688	77	1765
	F	1483	34	53	11	22	13	21	13	1579	71	1650
Year 3	MF	3502	71	112	22	42	19	40	37	3696	149	3845
	M	1868	40	63	13	22	3	23	14	1976	70	2046
	F	1634	31	49	9	20	16	17	23	1720	79	1799
Year 4	MF	3803	67	106	23	43	20	64	41	4016	151	4167
	M	1958	37	62	16	22	9	35	18	2077	80	2157
	F	1845	30	44	7	21	11	29	23	1939	71	2010
Year 5	MF	3695	69	102	24	41	27	72	41	3910	161	4071
	M	1951	39	58	16	25	13	43	17	2077	85	2162
	F	1744	30	44	8	16	14	29	24	1833	76	1909
Year 6	MF	3689	60	116	36	40	32	57	36	3902	164	4066
	M	1957	32	59	18	20	15	21	17	2057	82	2139
	F	1732	28	57	18	20	17	36	19	1845	82	1927

## 2.1.8 ENROLMENT BY RACE AND EDUCATION LEVEL, 2015

## 2.1.8.2 SECONDARY

Education Level	Gender	Race										
		Malay		Other Indigenous		Chinese		Others		Total		
		C	NC	C	NC	C	NC	C	NC	C	NC	CNC
<b>Secondary Education Total</b>	<b>MF</b>	<b>25400</b>	<b>346</b>	<b>1110</b>	<b>137</b>	<b>817</b>	<b>371</b>	<b>260</b>	<b>282</b>	<b>27587</b>	<b>1136</b>	<b>28723</b>
	<b>M</b>	<b>13307</b>	<b>189</b>	<b>590</b>	<b>71</b>	<b>442</b>	<b>212</b>	<b>133</b>	<b>136</b>	<b>14472</b>	<b>608</b>	<b>15080</b>
	<b>F</b>	<b>12093</b>	<b>157</b>	<b>520</b>	<b>66</b>	<b>375</b>	<b>159</b>	<b>127</b>	<b>146</b>	<b>13115</b>	<b>528</b>	<b>13643</b>
Year 7	MF	4715	66	228	19	104	58	51	53	5098	196	5294
	M	2496	43	128	11	50	32	27	24	2701	110	2811
	F	2219	23	100	8	54	26	24	29	2397	86	2483
Year 8	MF	5013	72	181	36	144	63	54	57	5392	228	5620
	M	2601	35	91	17	85	36	27	24	2804	112	2916
	F	2412	37	90	19	59	27	27	33	2588	116	2704
Year 9	MF	5044	78	198	22	173	87	43	66	5458	253	5711
	M	2603	44	107	11	94	54	19	29	2823	138	2961
	F	2441	34	91	11	79	33	24	37	2635	115	2750
Year 10	MF	5326	72	198	32	199	75	52	59	5775	238	6013
	M	2812	38	95	14	99	40	23	33	3029	125	3154
	F	2514	34	103	18	100	35	29	26	2746	113	2859
Year 11	MF	5302	58	305	28	197	88	60	47	5864	221	6085
	M	2795	29	169	18	114	50	37	26	3115	123	3238
	F	2507	29	136	10	83	38	23	21	2749	98	2847

## 2.1.8.3 SIXTH FORM

Education Level	Gender	Race										
		Malay		Other Indigenous		Chinese		Others		Total		
		C	NC	C	NC	C	NC	C	NC	C	NC	CNC
<b>Sixth Form Total</b>	<b>MF</b>	<b>3419</b>	<b>44</b>	<b>66</b>	<b>10</b>	<b>358</b>	<b>213</b>	<b>38</b>	<b>68</b>	<b>3881</b>	<b>335</b>	<b>4216</b>
	<b>M</b>	<b>1437</b>	<b>20</b>	<b>26</b>	<b>3</b>	<b>181</b>	<b>101</b>	<b>14</b>	<b>36</b>	<b>1658</b>	<b>160</b>	<b>1818</b>
	<b>F</b>	<b>1982</b>	<b>24</b>	<b>40</b>	<b>7</b>	<b>177</b>	<b>112</b>	<b>24</b>	<b>32</b>	<b>2223</b>	<b>175</b>	<b>2398</b>
Lower Sixth Form	MF	1708	23	35	7	184	102	20	34	1947	166	2113
	M	728	13	16	2	96	52	6	23	846	90	936
	F	980	10	19	5	88	50	14	11	1101	76	1177
Upper Sixth Form	MF	1711	21	31	3	174	111	18	34	1934	169	2103
	M	709	7	10	1	85	49	8	13	812	70	882
	F	1002	14	21	2	89	62	10	21	1122	99	1221

## 2.1.9 TEACHERS' ACADEMIC QUALIFICATION AND TERMS OF SERVICE BY EDUCATION LEVEL, 2015

Categories	Education Level																																		
	Pre-Primary (Pre school)						Primary						Secondary						Sixth Form (Pre-University)						Total										
	M		F		MF		M		F		MF		M		F		MF		M		F		MF		M		F		MF		M		F		
	C	NC	C	NC	C	NC	C	NC	C	NC	C	NC	C	NC	C	NC	C	NC	C	NC	C	NC	C	NC	C	NC	C	NC	C	NC	C	NC			
<b>Nationality</b>	234	13	221	2706	650	2056	1083	287	796	2205	682	1523	547	176	371	6775	1808	4967																	
Citizens	208	7	201	2634	632	2002	1016	254	762	2068	614	1454	477	127	350	6403	1634	4769																	
Non-Citizens	26	6	20	72	18	54	67	33	34	137	68	69	70	49	21	372	174	198																	
<b>Academic Qualification</b>	234	13	221	2706	650	2056	1083	287	796	2205	682	1523	547	176	371	6775	1808	4967																	
Ph.D.	0	0	0	2	0	2	0	0	0	5	1	4	3	2	1	10	3	7																	
Master's Degree	19	2	17	234	32	202	110	24	86	306	86	220	279	85	194	948	229	719																	
Post Graduate	0	0	0	0	0	0	0	0	0	0	0	0	0	0	0	0	0	0																	
MBBS	0	0	0	0	0	0	0	0	0	0	0	0	0	0	0	0	0	0																	
Bachelor's Degree	75	9	66	1045	250	795	775	204	571	1688	518	1170	261	87	174	3844	1068	2776																	
HND, ND, OND, Diploma	60	2	58	797	225	572	80	24	56	135	46	89	4	2	2	1076	299	777																	
HNC, ONC, NC, Certificates	50	0	50	392	93	299	105	29	76	53	25	28	0	0	0	600	147	453																	
City and Guilds	0	0	0	0	0	0	0	0	0	0	0	0	0	0	0	0	0	0																	
BC GCE A Level	13	0	13	110	23	87	10	4	6	13	5	8	0	0	0	146	32	114																	
BC GCE O Level	17	0	17	125	27	98	3	2	1	5	1	4	0	0	0	150	30	120																	
BJCE, PMB, LCE, SRP	0	0	0	1	0	1	0	0	0	0	0	0	0	0	0	1	0	1																	
Others	0	0	0	0	0	0	0	0	0	0	0	0	0	0	0	0	0	0																	
<b>Trained and Untrained Teachers</b>	234	13	221	2706	650	2056	1083	287	796	2205	682	1523	547	176	371	6775	1808	4967																	
Trained Teachers	227	12	215	2644	636	2008	1047	273	774	2168	669	1499	524	166	358	6610	1756	4854																	
Untrained Teachers	7	1	6	62	14	48	36	14	22	37	13	24	23	10	13	165	52	113																	
<b>Terms of Service</b>	234	13	221	2706	650	2056	1083	287	796	2205	682	1523	547	176	371	6775	1808	4967																	
Permanent	197	6	191	2531	615	1916	746	193	553	1638	487	1151	366	102	264	5478	1403	4075																	
Month to Month	4	0	4	30	3	27	15	5	10	35	12	23	12	3	9	96	23	73																	
Probation	5	0	5	44	8	36	193	42	151	272	80	192	76	16	60	590	146	444																	
Daily Paid	2	1	1	27	7	20	59	14	45	124	34	90	23	6	17	235	62	173																	
Contract	11	4	7	30	3	27	15	6	9	29	12	17	47	36	11	132	61	71																	
CFBT	15	2	13	44	14	30	55	27	28	107	57	50	23	13	10	244	113	131																	

## 2.1.10 TEACHERS' AGE GROUP BY EDUCATION LEVEL, 2015

Age Group	Education Level																							
	Pre-Primary (Pre school)						Primary						Secondary						Sixth Form (Pre-University)			Total		
	MF		M		F		MF		M		F		MF		M		F		MF	M	F	MF	M	F
<b>Total</b>	234	13	221	2706	650	2056	1083	287	796	2205	682	1523	547	176	371	6775	1808	4967						
24 and below	0	0	0	5	1	4	18	5	13	22	5	17	11	2	9	56	13	43						
25 - 29	32	2	30	285	86	199	161	49	112	258	72	186	75	17	58	811	226	585						
30 - 34	45	4	41	707	191	516	393	84	309	626	188	438	114	25	89	1885	492	1393						
35 - 39	36	1	35	605	157	448	252	79	173	606	195	411	125	30	95	1624	462	1162						
40 - 44	23	2	21	416	100	316	132	33	99	305	80	225	73	31	42	949	246	703						
45 - 49	23	2	21	313	61	252	60	16	44	171	57	114	56	20	36	623	156	467						
50 - 54	35	2	33	215	48	167	43	15	28	163	59	104	37	13	24	493	137	356						
55 and above	40	0	40	160	6	154	24	6	18	54	26	28	56	38	18	334	76	258						

## Section : 2.2

# Education Statistics

## on Ministry of Religious Affairs

# 2015

99

**2.2.1 NUMBER OF SCHOOLS BY EDUCATION LEVEL AND DISTRICT, 2015**

District	Education Level						
	Pre-Primary (Pre school)			Primary	Secondary	Sixth Form (Pre-University)	Total
<b>Total</b>	<b>z</b>	<b>z</b>	<b>z</b>	<b>5</b>	<b>2</b>	<b>1</b>	<b>8</b>
Brunei Muara	z	z	z	2 <sup>x</sup>	2	1	5
Tutong	z	z	z	1 <sup>x</sup>	0	0	1
Belait	z	z	z	1 <sup>x</sup>	0	0	1
Temburong	z	z	z	1 <sup>x</sup>	0	0	1

**2.2.2 NUMBER OF TEACHERS BY EDUCATION LEVEL AND DISTRICT, 2015**

District	Education Level														
	Pre-Primary (Pre school)			Primary			Secondary			Sixth Form (Pre-University)			Total		
	MF	M	F	MF	M	F	MF	M	F	MF	M	F	MF	M	F
<b>Total</b>	<b>z</b>	<b>z</b>	<b>z</b>	<b>167<sup>(i)</sup></b>	<b>48<sup>(i)</sup></b>	<b>119<sup>(i)</sup></b>	<b>292<sup>(i)</sup></b>	<b>78<sup>(i)</sup></b>	<b>214<sup>(i)</sup></b>	<b>60<sup>(i)</sup></b>	<b>14<sup>(i)</sup></b>	<b>46<sup>(i)</sup></b>	<b>519</b>	<b>140</b>	<b>379</b>
Brunei Muara	z	z	z	129	30	99	217	53	164	60	14	46	406	97	309
Tutong	z	z	z	19	12	7	57	21	36	0	0	0	76	33	43
Belait	z	z	z	10	4	6	11	3	8	0	0	0	21	7	14
Temburong	z	z	z	9	2	7	7	1	6	0	0	0	16	3	13

**2.2.3 ENROLMENT BY EDUCATION LEVEL AND DISTRICT, 2015**

District	Education Level														
	Pre-Primary (Pre school)			Primary			Secondary			Sixth Form (Pre-University)			Total		
	MF	M	F	MF	M	F	MF	M	F	MF	M	F	MF	M	F
<b>Total</b>	<b>z</b>	<b>z</b>	<b>z</b>	<b>1521</b>	<b>649</b>	<b>872</b>	<b>2295</b>	<b>1019</b>	<b>1276</b>	<b>431</b>	<b>165</b>	<b>266</b>	<b>4247</b>	<b>1833</b>	<b>2414</b>
Brunei Muara	z	z	z	1206	506	700	1735	548	1187	431	165	266	3372	1219	2153
Tutong	z	z	z	165	79	86	426	426	0	0	0	0	591	505	86
Belait	z	z	z	97	49	48	82	26	56	0	0	0	179	75	104
Temburong	z	z	z	53	15	38	52	19	33	0	0	0	105	34	71

**Note :**

z - All Arabic schools do not conduct Pre-Primary Education.

x - Schools conducting multiple levels of education are included under primary.

(i) - Teachers teaching more than one level of education are included in the level based on the highest number of teaching periods or number of classes taught.

### 2.2.4 NUMBER OF CLASSES, ENROLMENT AND NUMBER OF TEACHERS BY EDUCATION LEVEL, 2015

Education Level	Cls	Enrolment			Number of Teachers		
		MF	M	F	MF	M	F
<b>Overall Total</b>	<b>165</b>	<b>4247</b>	<b>1833</b>	<b>2414</b>	<b>519</b>	<b>140</b>	<b>379</b>
<b>Primary Education Total</b>	<b>63</b>	<b>1521</b>	<b>649</b>	<b>872</b>	<b>167<sup>(i)</sup></b>	<b>48<sup>(i)</sup></b>	<b>119<sup>(i)</sup></b>
Year 5	35	840	369	471	167	48	119
Year 6	28	681	280	401			
<b>Secondary Education Total</b>	<b>102</b>	<b>2295</b>	<b>1019</b>	<b>1276</b>	<b>292<sup>(i)</sup></b>	<b>78<sup>(i)</sup></b>	<b>214<sup>(i)</sup></b>
Year 7	24	563	226	337	136	35	101
Year 8	22	512	219	293			
Year 9	20	445	227	218			
Year 10	19	433	195	238	156	43	113
Year 11	17	342	152	190			
<b>Sixth Form Education (Pre-University) Total</b>	<b>0</b>	<b>431</b>	<b>165</b>	<b>266</b>	<b>60<sup>(i)</sup></b>	<b>14<sup>(i)</sup></b>	<b>46<sup>(i)</sup></b>
Lower Sixth Form	z	199	59	140	60	14	46
Upper Sixth Form	z	232	106	126			

**Note :**

z - Classes are not fixed, hence, number of classes is not applicable.

(i) - Teachers teaching more than one level of education are included in the level based on the highest number of teaching periods or number of classes taught.

### 2.2.5 ENROLMENT BY EDUCATION LEVEL AND DISTRICT, 2015

#### 2.2.5.1 PRIMARY

District	Education Level																																															
	Year 5						Year 6						Year 7						Year 8						Year 9						Year 10						Year 11						Total					
	Cls	MF	M	F	Cls	MF	M	F	Cls	MF	M	F	Cls	MF	M	F	Cls	MF	M	F	Cls	MF	M	F	Cls	MF	M	F	Cls	MF	M	F	Cls	MF	M	F												
<b>Total</b>	<b>35</b>	<b>840</b>	<b>369</b>	<b>471</b>	<b>28</b>	<b>681</b>	<b>280</b>	<b>401</b>	<b>21</b>	<b>543</b>	<b>222</b>	<b>321</b>	<b>4</b>	<b>66</b>	<b>32</b>	<b>34</b>	<b>2</b>	<b>45</b>	<b>28</b>	<b>17</b>	<b>2</b>	<b>33</b>	<b>10</b>	<b>23</b>	<b>20</b>	<b>445</b>	<b>227</b>	<b>218</b>	<b>19</b>	<b>433</b>	<b>195</b>	<b>238</b>	<b>17</b>	<b>342</b>	<b>152</b>	<b>190</b>	<b>102</b>	<b>2295</b>	<b>1019</b>	<b>1276</b>								
Brunei Muara	27	663	284	379	21	543	222	321	4	66	32	34	2	45	28	17	2	33	10	23	20	445	227	218	19	433	195	238	17	342	152	190	102	2295	1019	1276												
Tutong	4	99	47	52	4	66	32	34																																								
Belait	2	45	28	17	2	52	21	31																																								
Temburong	2	33	10	23	1	20	5	15																																								

#### 2.2.5.2 SECONDARY

District	Education Level																																			
	Year 7						Year 8						Year 9						Year 10						Year 11						Total					
	Cls	MF	M	F	Cls	MF	M	F	Cls	MF	M	F	Cls	MF	M	F	Cls	MF	M	F	Cls	MF	M	F	Cls	MF	M	F	Cls	MF	M	F	Cls	MF	M	F
<b>Total</b>	<b>24</b>	<b>563</b>	<b>226</b>	<b>337</b>	<b>22</b>	<b>512</b>	<b>219</b>	<b>293</b>	<b>20</b>	<b>445</b>	<b>227</b>	<b>218</b>	<b>19</b>	<b>433</b>	<b>195</b>	<b>238</b>	<b>17</b>	<b>342</b>	<b>152</b>	<b>190</b>	<b>11</b>	<b>222</b>	<b>32</b>	<b>190</b>	<b>6</b>	<b>120</b>	<b>120</b>	<b>0</b>	<b>4</b>	<b>82</b>	<b>26</b>	<b>56</b>	<b>3</b>	<b>52</b>	<b>19</b>	<b>33</b>
Brunei Muara	20	472	177	295	16	391	145	246	17	381	163	218	12	269	31	238	11	222	32	190	6	120	120	0	4	82	26	56	3	52	19	33				
Tutong	1	32	32	0	2	46	46	0	3	64	64	0	7	164	164	0	6	120	120	0	0	0	0	0	0	0	0	0	0	0	0	0	0	0	0	0
Belait	2	42	14	28	2	40	12	28	0	0	0	0	0	0	0	0	0	0	0	0	0	0	0	0	0	0	0	0	0	0	0	0	0	0	0	0
Temburong	1	17	3	14	2	35	16	19	0	0	0	0	0	0	0	0	0	0	0	0	0	0	0	0	0	0	0	0	0	0	0	0	0	0	0	0

#### 2.2.5.3 SIXTH FORM

District	Education Level																																			
	Lower Sixth Form						Upper Sixth Form						Total																							
	Cls	MF	M	F	Cls	MF	M	F	Cls	MF	M	F	Cls	MF	M	F	Cls	MF	M	F																
<b>Total</b>	<b>0</b>	<b>199</b>	<b>59</b>	<b>140</b>	<b>0</b>	<b>232</b>	<b>106</b>	<b>126</b>	<b>0</b>	<b>431</b>	<b>165</b>	<b>266</b>	<b>0</b>	<b>431</b>	<b>165</b>	<b>266</b>	<b>0</b>	<b>0</b>	<b>0</b>	<b>0</b>	<b>0</b>	<b>0</b>	<b>0</b>	<b>0</b>	<b>0</b>	<b>0</b>	<b>0</b>	<b>0</b>	<b>0</b>	<b>0</b>	<b>0</b>	<b>0</b>				
Brunei Muara	z	199	59	140	z	232	106	126	z	431	165	266	z	431	165	266	z	0	0	0	z	0	0	0	z	0	0	0	z	0	0	0	z	0	0	0
Tutong	0	0	0	0	0	0	0	0	0	0	0	0	0	0	0	0	0	0	0	0	0	0	0	0	0	0	0	0	0	0	0	0	0	0	0	0
Belait	0	0	0	0	0	0	0	0	0	0	0	0	0	0	0	0	0	0	0	0	0	0	0	0	0	0	0	0	0	0	0	0	0	0	0	0
Temburong	0	0	0	0	0	0	0	0	0	0	0	0	0	0	0	0	0	0	0	0	0	0	0	0	0	0	0	0	0	0	0	0	0	0	0	0

## 2.2.6 NUMBER OF CLASSES, NEW AND REPEATERS BY EDUCATION LEVEL, 2015

Education Level	Cls	New			Repeaters			Total		
		MF	M	F	MF	M	F	MF	M	F
<b>Overall Total</b>	<b>165</b>	<b>4231</b>	<b>1820</b>	<b>2411</b>	<b>16</b>	<b>13</b>	<b>3</b>	<b>4247</b>	<b>1833</b>	<b>2414</b>
<b>Primary Total</b>	<b>63</b>	<b>1521</b>	<b>649</b>	<b>872</b>	<b>0</b>	<b>0</b>	<b>0</b>	<b>1521</b>	<b>649</b>	<b>872</b>
Year 5	35	840	369	471	0	0	0	840	369	471
Year 6	28	681	280	401	0	0	0	681	280	401
<b>Secondary Total</b>	<b>102</b>	<b>2283</b>	<b>1009</b>	<b>1274</b>	<b>12</b>	<b>10</b>	<b>2</b>	<b>2295</b>	<b>1019</b>	<b>1276</b>
<b>Year 7</b>	<b>24</b>	<b>560</b>	<b>224</b>	<b>336</b>	<b>3</b>	<b>2</b>	<b>1</b>	<b>563</b>	<b>226</b>	<b>337</b>
<b>Year 8</b>	<b>22</b>	<b>509</b>	<b>217</b>	<b>292</b>	<b>3</b>	<b>2</b>	<b>1</b>	<b>512</b>	<b>219</b>	<b>293</b>
<b>Year 9</b>	<b>20</b>	<b>443</b>	<b>225</b>	<b>218</b>	<b>2</b>	<b>2</b>	<b>0</b>	<b>445</b>	<b>227</b>	<b>218</b>
Science Stream (4 Years 'General Programme')	3	62	17	45	0	0	0	62	17	45
Science Stream (5 Years 'General Programme')	4	80	15	65	0	0	0	80	15	65
Arabic Stream (4 Years 'General Programme')	1	8	8	0	0	0	0	8	8	0
Arabic Stream (5 Years 'General Programme')	12	293	185	108	2	2	0	295	187	108
<b>Year 10</b>	<b>19</b>	<b>432</b>	<b>194</b>	<b>238</b>	<b>1</b>	<b>1</b>	<b>0</b>	<b>433</b>	<b>195</b>	<b>238</b>
Science Stream (4 Years 'General Programme')	2	37	0	37	0	0	0	37	0	37
Science Stream (5 Years 'General Programme')	2	44	6	38	0	0	0	44	6	38
Arabic Stream (4 Years 'General Programme')	1	17	17	0	0	0	0	17	17	0
Arabic Stream (5 Years 'General Programme')	14	334	171	163	1	1	0	335	172	163
<b>Year 11</b>	<b>17</b>	<b>339</b>	<b>149</b>	<b>190</b>	<b>3</b>	<b>3</b>	<b>0</b>	<b>342</b>	<b>152</b>	<b>190</b>
Science Stream (4 Years 'General Programme')	0	0	0	0	0	0	0	0	0	0
Science Stream (5 Years 'General Programme')	1	15	6	9	0	0	0	15	6	9
Arabic Stream (4 Years 'General Programme')	0	0	0	0	0	0	0	0	0	0
Arabic Stream (5 Years 'General Programme')	16	324	143	181	3	3	0	327	146	181
<b>Sixth Form Total</b>	<b>z</b>	<b>427</b>	<b>162</b>	<b>265</b>	<b>4</b>	<b>3</b>	<b>1</b>	<b>431</b>	<b>165</b>	<b>266</b>
<b>Lower Sixth Form</b>	<b>z</b>	<b>198</b>	<b>58</b>	<b>140</b>	<b>1</b>	<b>1</b>	<b>0</b>	<b>199</b>	<b>59</b>	<b>140</b>
Science	z	32	5	27	0	0	0	32	5	27
Arab	z	151	44	107	1	1	0	152	45	107
Diploma 'Aliyah Qiraat (Year 1)	z	15	9	6	0	0	0	15	9	6
<b>Upper Sixth Form</b>	<b>z</b>	<b>229</b>	<b>104</b>	<b>125</b>	<b>3</b>	<b>2</b>	<b>1</b>	<b>232</b>	<b>106</b>	<b>126</b>
Science	z	33	11	22	0	0	0	33	11	22
Arab	z	165	77	88	3	2	1	168	79	89
Diploma 'Aliyah Qiraat (Year 2)	z	12	7	5	0	0	0	12	7	5
Diploma 'Aliyah Qiraat (Year 3)	z	19	9	10	0	0	0	19	9	10

## 2.2.7 ENROLMENT BY AGE AND EDUCATION LEVEL, 2015

## 2.2.7.1 PRIMARY

Education Level	Gender	Age (years)						Total
		≤ 8	9	10	11	12	≥ 13	
<b>Primary Total</b>	<b>MF</b>	<b>0</b>	<b>57</b>	<b>378</b>	<b>645</b>	<b>441</b>	<b>0</b>	<b>1521</b>
	<b>M</b>	<b>0</b>	<b>46</b>	<b>264</b>	<b>280</b>	<b>59</b>	<b>0</b>	<b>649</b>
	<b>F</b>	<b>0</b>	<b>11</b>	<b>114</b>	<b>365</b>	<b>382</b>	<b>0</b>	<b>872</b>
Year 5	MF	0	57	336	365	82	0	840
	M	0	46	233	87	3	0	369
	F	0	11	103	278	79	0	471
Year 6	MF	0	0	42	280	359	0	681
	M	0	0	31	193	56	0	280
	F	0	0	11	87	303	0	401

## 2.2.7.2 SECONDARY

Education Level	Gender	Age (years)								Total
		≤ 11	12	13	14	15	16	17	≥ 18	
<b>Secondary Total</b>	<b>MF</b>	<b>64</b>	<b>380</b>	<b>526</b>	<b>523</b>	<b>393</b>	<b>277</b>	<b>105</b>	<b>27</b>	<b>2295</b>
	<b>M</b>	<b>31</b>	<b>193</b>	<b>229</b>	<b>216</b>	<b>171</b>	<b>122</b>	<b>43</b>	<b>14</b>	<b>1019</b>
	<b>F</b>	<b>33</b>	<b>187</b>	<b>297</b>	<b>307</b>	<b>222</b>	<b>155</b>	<b>62</b>	<b>13</b>	<b>1276</b>
Year 7	MF	64	293	170	36	0	0	0	0	563
	M	31	140	49	6	0	0	0	0	226
	F	33	153	121	30	0	0	0	0	337
Year 8	MF	0	83	250	151	27	1	0	0	512
	M	0	49	119	43	7	1	0	0	219
	F	0	34	131	108	20	0	0	0	293
Year 9	MF	0	4	102	215	116	7	1	0	445
	M	0	4	59	111	50	2	1	0	227
	F	0	0	43	104	66	5	0	0	218
Year 10	MF	0	0	4	120	173	111	24	1	433
	M	0	0	2	55	81	52	5	0	195
	F	0	0	2	65	92	59	19	1	238
Year 11	MF	0	0	0	1	77	158	80	26	342
	M	0	0	0	1	33	67	37	14	152
	F	0	0	0	0	44	91	43	12	190

## 2.2.7.3 SIXTH FORM (PRE-UNIVERSITY)

Education Level	Gender	Age (years)					Total
		≤14	15	16	17	≥ 18	
<b>Sixth Form (Pre-University) Total</b>	<b>MF</b>	<b>1</b>	<b>11</b>	<b>89</b>	<b>133</b>	<b>197</b>	<b>431</b>
	<b>M</b>	<b>0</b>	<b>1</b>	<b>23</b>	<b>46</b>	<b>95</b>	<b>165</b>
	<b>F</b>	<b>1</b>	<b>10</b>	<b>66</b>	<b>87</b>	<b>102</b>	<b>266</b>
Lower Sixth Form	MF	1	10	60	69	59	199
	M	0	0	16	23	20	59
	F	1	10	44	46	39	140
Upper Sixth Form	MF	0	1	29	64	138	232
	M	0	1	7	23	75	106
	F	0	0	22	41	63	126

## 2.2.8 ENROLMENT BY RACE AND EDUCATION LEVEL, 2015

Education Level	Gender	Race										
		Malay		Other Indigenous		Chinese		Others		Total		
		C	NC	C	NC	C	NC	C	NC	C	NC	CNC
<b>Overall Total</b>	<b>MF</b>	<b>4160</b>	<b>27</b>	<b>21</b>	<b>1</b>	<b>15</b>	<b>0</b>	<b>17</b>	<b>6</b>	<b>4213</b>	<b>34</b>	<b>4247</b>
	<b>M</b>	<b>1788</b>	<b>20</b>	<b>10</b>	<b>0</b>	<b>7</b>	<b>0</b>	<b>6</b>	<b>2</b>	<b>1811</b>	<b>22</b>	<b>1833</b>
	<b>F</b>	<b>2372</b>	<b>7</b>	<b>11</b>	<b>1</b>	<b>8</b>	<b>0</b>	<b>11</b>	<b>4</b>	<b>2402</b>	<b>12</b>	<b>2414</b>
<b>Primary Total</b>	<b>MF</b>	<b>1484</b>	<b>13</b>	<b>17</b>	<b>1</b>	<b>5</b>	<b>0</b>	<b>1</b>	<b>0</b>	<b>1507</b>	<b>14</b>	<b>1521</b>
	<b>M</b>	<b>623</b>	<b>13</b>	<b>8</b>	<b>0</b>	<b>4</b>	<b>0</b>	<b>1</b>	<b>0</b>	<b>636</b>	<b>13</b>	<b>649</b>
	<b>F</b>	<b>861</b>	<b>0</b>	<b>9</b>	<b>1</b>	<b>1</b>	<b>0</b>	<b>0</b>	<b>0</b>	<b>871</b>	<b>1</b>	<b>872</b>
Year 5	MF	822	5	8	1	3	0	1	0	834	6	840
	M	354	5	6	0	3	0	1	0	364	5	369
	F	468	0	2	1	0	0	0	0	470	1	471
Year 6	MF	662	8	9	0	2	0	0	0	673	8	681
	M	269	8	2	0	1	0	0	0	272	8	280
	F	393	0	7	0	1	0	0	0	401	0	401
<b>Secondary Total</b>	<b>MF</b>	<b>2248</b>	<b>12</b>	<b>4</b>	<b>0</b>	<b>10</b>	<b>0</b>	<b>15</b>	<b>6</b>	<b>2277</b>	<b>18</b>	<b>2295</b>
	<b>M</b>	<b>1000</b>	<b>7</b>	<b>2</b>	<b>0</b>	<b>3</b>	<b>0</b>	<b>5</b>	<b>2</b>	<b>1010</b>	<b>9</b>	<b>1019</b>
	<b>F</b>	<b>1248</b>	<b>5</b>	<b>2</b>	<b>0</b>	<b>7</b>	<b>0</b>	<b>10</b>	<b>4</b>	<b>1267</b>	<b>9</b>	<b>1276</b>
Year 7	MF	547	4	4	0	1	0	4	3	556	7	563
	M	218	3	2	0	0	0	1	2	221	5	226
	F	329	1	2	0	1	0	3	1	335	2	337
Year 8	MF	504	2	0	0	3	0	2	1	509	3	512
	M	216	2	0	0	1	0	0	0	217	2	219
	F	288	0	0	0	2	0	2	1	292	1	293
Year 9	MF	441	2	0	0	1	0	1	0	443	2	445
	M	225	2	0	0	0	0	0	0	225	2	227
	F	216	0	0	0	1	0	1	0	218	0	218
Year 10	MF	422	2	0	0	4	0	3	2	429	4	433
	M	191	0	0	0	2	0	2	0	195	0	195
	F	231	2	0	0	2	0	1	2	234	4	238
Year 11	MF	334	2	0	0	1	0	5	0	340	2	342
	M	150	0	0	0	0	0	2	0	152	0	152
	F	184	2	0	0	1	0	3	0	188	2	190
<b>Sixth Form (Pre-University) Total</b>	<b>MF</b>	<b>428</b>	<b>2</b>	<b>0</b>	<b>0</b>	<b>0</b>	<b>0</b>	<b>1</b>	<b>0</b>	<b>429</b>	<b>2</b>	<b>431</b>
	<b>M</b>	<b>165</b>	<b>0</b>	<b>0</b>	<b>0</b>	<b>0</b>	<b>0</b>	<b>0</b>	<b>0</b>	<b>165</b>	<b>0</b>	<b>165</b>
	<b>F</b>	<b>263</b>	<b>2</b>	<b>0</b>	<b>0</b>	<b>0</b>	<b>0</b>	<b>1</b>	<b>0</b>	<b>264</b>	<b>2</b>	<b>266</b>
Lower Sixth Form	MF	197	1	0	0	0	0	1	0	198	1	199
	M	59	0	0	0	0	0	0	0	59	0	59
	F	138	1	0	0	0	0	1	0	139	1	140
Upper Sixth Form	MF	231	1	0	0	0	0	0	0	231	1	232
	M	106	0	0	0	0	0	0	0	106	0	106
	F	125	1	0	0	0	0	0	0	125	1	126

## 2.2.9 TEACHERS' ACADEMIC QUALIFICATION AND TERMS OF SERVICE BY EDUCATION LEVEL, 2015

Categories	Education Level																	
	Primary						Secondary						Sixth Form (Pre-University)		Total			
	Year 7 & 8			Year 9, 10 & 11			Year 7 & 8			Year 9, 10 & 11			Year 9, 10 & 11		Year 9, 10 & 11		Year 9, 10 & 11	
	T	M	F	T	M	F	T	M	F	T	M	F	T	M	F	T	M	F
<b>Nationality</b>	<b>167<sup>(i)</sup></b>	<b>48<sup>(i)</sup></b>	<b>119<sup>(i)</sup></b>	<b>136<sup>(i)</sup></b>	<b>35<sup>(i)</sup></b>	<b>101<sup>(i)</sup></b>	<b>156<sup>(i)</sup></b>	<b>43<sup>(i)</sup></b>	<b>113<sup>(i)</sup></b>	<b>60<sup>(i)</sup></b>	<b>14<sup>(i)</sup></b>	<b>46<sup>(i)</sup></b>	<b>519</b>	<b>140</b>	<b>379</b>			
Citizens	166	48	118	131	33	98	138	30	108	56	10	46	491	121	370			
Non-Citizens	1	0	1	5	2	3	18	13	5	4	4	0	28	19	9			
<b>Academic Qualification</b>	<b>167<sup>(i)</sup></b>	<b>48<sup>(i)</sup></b>	<b>119<sup>(i)</sup></b>	<b>136<sup>(i)</sup></b>	<b>35<sup>(i)</sup></b>	<b>101<sup>(i)</sup></b>	<b>156<sup>(i)</sup></b>	<b>43<sup>(i)</sup></b>	<b>113<sup>(i)</sup></b>	<b>60<sup>(i)</sup></b>	<b>14<sup>(i)</sup></b>	<b>46<sup>(i)</sup></b>	<b>519</b>	<b>140</b>	<b>379</b>			
Ph.D.	1	0	1	0	0	0	1	1	0	0	0	0	2	1	1			
Master's Degree	20	3	17	11	5	6	23	5	18	10	5	5	64	18	46			
Post Graduate	0	0	0	0	0	0	0	0	0	0	0	0	0	0	0			
MBBS	0	0	0	0	0	0	0	0	0	0	0	0	0	0	0			
Bachelor's Degree	130	36	94	119	28	91	123	33	90	50	9	41	422	106	316			
HND, ND, OND, Diploma	1	0	1	2	0	2	0	0	0	0	0	0	3	0	3			
HNC, ONC, NC, Certificates	14	9	5	3	1	2	5	3	2	0	0	0	22	13	9			
City and Guilds	0	0	0	0	0	0	0	0	0	0	0	0	0	0	0			
BC GCE A Level	1	0	1	1	1	0	4	1	3	0	0	0	6	2	4			
BC GCE O Level	0	0	0	0	0	0	0	0	0	0	0	0	0	0	0			
BJCE, PMB, LCE, SRP	0	0	0	0	0	0	0	0	0	0	0	0	0	0	0			
Others	0	0	0	0	0	0	0	0	0	0	0	0	0	0	0			

**Note :**

(i) - Teachers teaching more than one level of education are included in the level based on the highest number of teaching periods or number of classes taught.

## 2.2.9 TEACHERS' ACADEMIC QUALIFICATION AND TERMS OF SERVICE BY LEVEL OF EDUCATION, 2015

Categories	Level																	
	Primary						Secondary						Sixth Form (Pre-University)		Total			
	Year 7 & 8			Year 9, 10 & 11			Year 7 & 8			Year 9, 10 & 11			MF	M	F	MF	M	F
	MF	M	F	MF	M	F	MF	M	F	MF	M	F	MF	M	F	MF	M	F
<b>Trained and Untrained Teachers</b>	<b>167<sup>(i)</sup></b>	<b>48<sup>(i)</sup></b>	<b>119<sup>(i)</sup></b>	<b>136<sup>(i)</sup></b>	<b>35<sup>(i)</sup></b>	<b>101<sup>(i)</sup></b>	<b>156<sup>(i)</sup></b>	<b>43<sup>(i)</sup></b>	<b>113<sup>(i)</sup></b>	<b>60<sup>(i)</sup></b>	<b>14<sup>(i)</sup></b>	<b>46<sup>(i)</sup></b>	<b>519</b>	<b>140</b>	<b>379</b>			
Trained Teachers	126	37	89	116	26	90	131	34	97	48	12	36	421	109	312			
Untrained Teachers	41	11	30	20	9	11	25	9	16	12	2	10	98	31	67			
<b>Terms of Service</b>	<b>167<sup>(i)</sup></b>	<b>48<sup>(i)</sup></b>	<b>119<sup>(i)</sup></b>	<b>136<sup>(i)</sup></b>	<b>35<sup>(i)</sup></b>	<b>101<sup>(i)</sup></b>	<b>156<sup>(i)</sup></b>	<b>43<sup>(i)</sup></b>	<b>113<sup>(i)</sup></b>	<b>60<sup>(i)</sup></b>	<b>14<sup>(i)</sup></b>	<b>46<sup>(i)</sup></b>	<b>519</b>	<b>140</b>	<b>379</b>			
Permanent	95	34	61	76	20	56	113	24	89	51	8	43	335	86	249			
Probation	41	7	34	34	7	27	13	2	11	0	0	0	88	16	72			
Month to Month	0	0	0	0	0	0	1	0	1	0	0	0	1	0	1			
Daily Paid	30	7	23	21	6	15	12	4	8	5	2	3	68	19	49			
Contract	1	0	1	4	2	2	13	10	3	3	3	0	21	15	6			
CFBT	0	0	0	1	0	1	4	3	1	1	1	0	6	4	2			

**Note :**

(i) - Teachers teaching more than one level of education are included in the level based on the highest number of teaching periods or number of classes taught.

## 2.2.10 TEACHERS' AGE GROUP BY EDUCATION LEVEL, 2015

Age Group	Education Level																							
	Pre-Primary (Pre school)						Primary						Secondary						Sixth Form (Pre-University)		Total			
	Year 7 & 8			Year 9, 10 & 11			Year 7 & 8			Year 9, 10 & 11			Year 7 & 8			Year 9, 10 & 11			MF	M	F	MF	M	F
	MF	M	F	MF	M	F	MF	M	F	MF	M	F	MF	M	F	MF	M	F	MF	M	F			
<b>Total</b>	<b>z</b>	<b>z</b>	<b>z</b>	<b>167<sup>(i)</sup></b>	<b>48<sup>(i)</sup></b>	<b>119<sup>(i)</sup></b>	<b>136<sup>(i)</sup></b>	<b>35<sup>(i)</sup></b>	<b>101<sup>(i)</sup></b>	<b>156<sup>(i)</sup></b>	<b>43<sup>(i)</sup></b>	<b>113<sup>(i)</sup></b>	<b>60<sup>(i)</sup></b>	<b>14<sup>(i)</sup></b>	<b>46<sup>(i)</sup></b>	<b>519</b>	<b>140</b>	<b>379</b>						
24 and below	z	z	z	3	1	2	2	1	1	2	0	2	1	0	1	8	2	6						
25 - 29	z	z	z	43	9	34	45	13	32	23	9	14	12	4	8	123	35	88						
30 -34	z	z	z	37	3	34	38	7	31	39	9	30	12	2	10	126	21	105						
35 - 39	z	z	z	49	23	26	25	9	16	28	6	22	12	1	11	114	39	75						
40 - 44	z	z	z	25	9	16	11	2	9	31	4	27	8	2	6	75	17	58						
45 - 49	z	z	z	7	3	4	10	1	9	15	4	11	9	1	8	41	9	32						
50 - 54	z	z	z	2	0	2	2	1	1	10	6	4	3	1	2	17	8	9						
55 and above	z	z	z	1	0	1	3	1	2	8	5	3	3	3	0	15	9	6						

**Note :**


z - All Arabic schools do not conduct Pre-Primary education

(i) - Teachers teaching more than one level of education are included in the level based on the highest number of teaching periods or number of classes taught.



Section : **2.3**

**Education Statistics  
on Private Schools  
2015**



**2.3.1 NUMBER OF SCHOOLS BY EDUCATION LEVEL AND DISTRICT, 2015**

District	Education Level				Total
	Pre-Primary* (Pre school)	Primary	Secondary	Sixth Form (Pre-University)	
<b>Total</b>	<b>13</b>	<b>59</b>	<b>1</b>	<b>0</b>	<b>73</b>
Brunei Muara	9	40 <sup>x</sup>	1	0	<b>50</b>
Tutong	1	6 <sup>x</sup>	0	0	<b>7</b>
Belait	3	11 <sup>x</sup>	0	0	<b>14</b>
Temburong	0	2 <sup>x</sup>	0	0	<b>2</b>

**2.3.2 NUMBER OF TEACHERS BY EDUCATION LEVEL AND DISTRICT, 2015**

District	Education Level												Total		
	Pre-Primary* (Pre school)			Primary			Secondary			Sixth Form (Pre-University)					
	MF	M	F	MF	M	F	MF	M	F	MF	M	F	MF	M	F
<b>Total</b>	<b>545</b>	<b>19<sup>(i)</sup></b>	<b>526<sup>(i)</sup></b>	<b>1160</b>	<b>217<sup>(i)</sup></b>	<b>943<sup>(i)</sup></b>	<b>491</b>	<b>177<sup>(i)</sup></b>	<b>314<sup>(i)</sup></b>	<b>26</b>	<b>13<sup>(i)</sup></b>	<b>13<sup>(i)</sup></b>	<b>2222</b>	<b>426</b>	<b>1796</b>
Brunei Muara	375	15	360	850	165	685	349	135	214	26	13	13	<b>1600</b>	<b>328</b>	<b>1272</b>
Tutong	36	2	34	72	13	59	0	0	0	0	0	0	<b>108</b>	<b>15</b>	<b>93</b>
Belait	125	2	123	223	38	185	142	42	100	0	0	0	<b>490</b>	<b>82</b>	<b>408</b>
Temburong	9	0	9	15	1	14	0	0	0	0	0	0	<b>24</b>	<b>1</b>	<b>23</b>

**2.3.3 ENROLMENT BY EDUCATION LEVEL AND DISTRICT, 2015**

District	Education Level												Total		
	Pre-Primary* (Pre school)			Primary			Secondary			Sixth Form (Pre-University)					
	MF	M	F	MF	M	F	MF	M	F	MF	M	F	MF	M	F
<b>Total</b>	<b>10255</b>	<b>5185</b>	<b>5070</b>	<b>15920</b>	<b>8076</b>	<b>7844</b>	<b>5659</b>	<b>3013</b>	<b>2646</b>	<b>411</b>	<b>197</b>	<b>214</b>	<b>32245</b>	<b>16471</b>	<b>15774</b>
Brunei Muara	7967	4029	3938	12632	6417	6215	4236	2299	1937	411	197	214	<b>25246</b>	<b>12942</b>	<b>12304</b>
Tutong	662	318	344	719	342	377	0	0	0	0	0	0	<b>1381</b>	<b>660</b>	<b>721</b>
Belait	1552	794	758	2511	1289	1222	1423	714	709	0	0	0	<b>5486</b>	<b>2797</b>	<b>2689</b>
Temburong	74	44	30	58	28	30	0	0	0	0	0	0	<b>132</b>	<b>72</b>	<b>60</b>

**Note :**

- x - Schools conducting multiple levels of education are included under Primary.
- (i) - Teachers teaching more than one level of education are included in the level based on the highest number of teaching periods or number of classes taught.
- \* - In Brunei context, Kindergarten is normally referred to Pre-Primary education conducted in private schools.

### 2.3.4 NUMBER OF CLASSES, ENROLMENT AND NUMBER OF TEACHERS BY EDUCATION LEVEL, 2015

Education Level	CLS	Enrolment			Number of Teachers		
		MF	M	F	MF	M	F
<b>Overall Total</b>	<b>1459</b>	<b>32245</b>	<b>16471</b>	<b>15774</b>	<b>2222</b>	<b>426</b>	<b>1796</b>
<b>Primary Education Total</b>	<b>1225</b>	<b>26175</b>	<b>13261</b>	<b>12914</b>	<b>1705</b>	<b>236<sup>(i)</sup></b>	<b>1469<sup>(i)</sup></b>
<b>Pre-Primary (Pre school) Total</b>	<b>489</b>	<b>10255</b>	<b>5185</b>	<b>5070</b>	<b>545</b>	<b>19<sup>(i)</sup></b>	<b>526<sup>(i)</sup></b>
Kindergarten 1	148	2973	1477	1496			
Kindergarten 2	179	3840	1954	1886			
Kindergarten 3	162	3442	1754	1688			
<b>Primary Total</b>	<b>736</b>	<b>15920</b>	<b>8076</b>	<b>7844</b>	<b>1160<sup>(i)</sup></b>	<b>217<sup>(i)</sup></b>	<b>943<sup>(i)</sup></b>
Year 1	149	3178	1638	1540			
Year 2	129	2836	1406	1430			
Year 3	133	2865	1425	1440			
Year 4	119	2667	1372	1295			
Year 5	108	2292	1187	1105			
Year 6	98	2082	1048	1034			
<b>Secondary Education Total</b>	<b>216</b>	<b>5659</b>	<b>3013</b>	<b>2646</b>	<b>491<sup>(i)</sup></b>	<b>177<sup>(i)</sup></b>	<b>314<sup>(i)</sup></b>
Year 7	40	1147	610	537	187	67	120
Year 8	43	1204	657	547			
Year 9	45	1134	590	544	304	110	194
Year 10	47	1173	616	557			
Year 11	41	1001	540	461			
<b>Sixth Form Education (Pre-University) Total</b>	<b>18</b>	<b>411</b>	<b>197</b>	<b>214</b>	<b>26<sup>(i)</sup></b>	<b>13<sup>(i)</sup></b>	<b>13<sup>(i)</sup></b>
Lower Sixth Form	9	204	108	96	26	13	13
Upper Sixth Form	9	207	89	118			

**Note :**

(i) - Teachers teaching more than one level of education are included in the level based on the highest number of teaching periods or number of classes taught.

### 2.3.5 ENROLMENT BY EDUCATION LEVEL AND DISTRICT, 2015

#### 2.3.5.1 PRE-PRIMARY (PRE SCHOOL)

District	Education Level																							
	Kindergarten 1						Kindergarten 2						Kindergarten 3 / Pre school						Total					
	Cls	MF	M	F	Cls	MF	M	F	Cls	MF	M	F	Cls	MF	M	F	Cls	MF	M	F				
<b>Total</b>	<b>148</b>	<b>2973</b>	<b>1477</b>	<b>1496</b>	<b>179</b>	<b>3840</b>	<b>1954</b>	<b>1886</b>	<b>162</b>	<b>3442</b>	<b>1754</b>	<b>1688</b>	<b>489</b>	<b>10255</b>	<b>5185</b>	<b>5070</b>	<b>736</b>	<b>15920</b>	<b>8076</b>	<b>7844</b>				
Brunei Muara	119	2330	1166	1164	140	2980	1525	1455	125	2657	1338	1319	384	7967	4029	3938								
Tutong	9	202	94	108	12	259	121	138	10	201	103	98	31	662	318	344								
Belait	18	420	204	216	25	565	288	277	25	567	302	265	68	1552	794	758								
Temburong	2	21	13	8	2	36	20	16	2	17	11	6	6	74	44	30								

#### 2.3.5.2 PRIMARY

District	Education Level																											
	Year 1				Year 2				Year 3				Year 4				Year 5				Year 6				Total			
	Cls	MF	M	F	Cls	MF	M	F	Cls	MF	M	F	Cls	MF	M	F	Cls	MF	M	F	Cls	MF	M	F				
<b>Total</b>	<b>149</b>	<b>3178</b>	<b>1638</b>	<b>1540</b>	<b>129</b>	<b>2836</b>	<b>1406</b>	<b>1430</b>	<b>133</b>	<b>2865</b>	<b>1425</b>	<b>1440</b>	<b>119</b>	<b>2667</b>	<b>1372</b>	<b>1295</b>	<b>108</b>	<b>2292</b>	<b>1187</b>	<b>1105</b>	<b>98</b>	<b>2082</b>	<b>1048</b>	<b>1034</b>	<b>736</b>	<b>15920</b>	<b>8076</b>	<b>7844</b>
Brunei Muara	117	2492	1280	1212	100	2229	1108	1121	105	2301	1145	1156	94	2133	1104	1029	83	1817	943	874	76	1660	837	823	575	12632	6417	6215
Tutong	9	172	90	82	8	148	58	90	7	117	56	61	7	123	64	59	6	90	39	51	5	69	35	34	42	719	342	377
Belait	21	502	262	240	20	447	234	213	19	435	217	218	16	401	201	200	17	379	202	177	16	347	173	174	109	2511	1289	1222
Temburong	2	12	6	6	1	12	6	6	2	12	7	5	2	10	3	7	2	6	3	3	1	6	3	3	10	58	28	30

## 2.3.5 ENROLMENT BY EDUCATION LEVEL AND DISTRICT, 2015

## 2.3.5.3 SECONDARY

District	Education Level																																			
	Year 7						Year 8						Year 9						Year 10						Year 11						Total					
	Cls	MF	M	F	Cls	MF	M	F	Cls	MF	M	F	Cls	MF	M	F	Cls	MF	M	F	Cls	MF	M	F	Cls	MF	M	F	Cls	MF	M	F				
<b>Total</b>	40	1147	610	537	43	1204	657	547	45	1134	590	544	47	1173	616	557	41	1001	540	461	216	5659	3013	2646												
Brunei Muara	30	878	469	409	32	895	493	402	31	851	454	397	33	886	469	417	28	726	414	312	154	4236	2299	1937												
Tutong	0	0	0	0	0	0	0	0	0	0	0	0	0	0	0	0	0	0	0	0	0	0	0	0												
Belait	10	269	141	128	11	309	164	145	14	283	136	147	14	287	147	140	13	275	126	149	62	1423	714	709												
Temburong	0	0	0	0	0	0	0	0	0	0	0	0	0	0	0	0	0	0	0	0	0	0	0	0												

## 2.3.5.4 SIXTH FORM (PRE-UNIVERSITY)

District	Education Level																							
	Lower Sixth Form						Upper Sixth Form						Sixth Form (Pre-University)						Total					
	Cls	MF	M	F	Cls	MF	M	F	Cls	MF	M	F	Cls	MF	M	F	Cls	MF	M	F	Cls	MF	M	F
<b>Total</b>	9	204	108	96	9	204	108	96	9	207	89	118	18	411	197	214								
Brunei Muara	9	204	108	96	9	204	108	96	9	207	89	118	18	411	197	214								
Tutong	0	0	0	0	0	0	0	0	0	0	0	0	0	0	0	0								
Belait	0	0	0	0	0	0	0	0	0	0	0	0	0	0	0	0								
Temburong	0	0	0	0	0	0	0	0	0	0	0	0	0	0	0	0								

## 2.3.6 NUMBER OF CLASSES, NEW AND REPEATERS BY EDUCATION LEVEL, 2015

Education Level	Cls	New			Repeaters			Total		
		MF	M	F	MF	M	F	MF	M	F
<b>Overall Total</b>	<b>1459</b>	<b>32241</b>	<b>16470</b>	<b>15771</b>	<b>4</b>	<b>1</b>	<b>3</b>	<b>32245</b>	<b>16471</b>	<b>15774</b>
<b>Primary Education Total</b>	<b>1225</b>	<b>26175</b>	<b>13261</b>	<b>12914</b>	<b>0</b>	<b>0</b>	<b>0</b>	<b>26175</b>	<b>13261</b>	<b>12914</b>
<b>Pre-Primary (Pre school) Total</b>	<b>489</b>	<b>10255</b>	<b>5185</b>	<b>5070</b>	<b>0</b>	<b>0</b>	<b>0</b>	<b>10255</b>	<b>5185</b>	<b>5070</b>
Kindergarten 1	148	2973	1477	1496	0	0	0	2973	1477	1496
Kindergarten 2	179	3840	1954	1886	0	0	0	3840	1954	1886
Kindergarten 3	162	3442	1754	1688	0	0	0	3442	1754	1688
<b>Primary Total</b>	<b>736</b>	<b>15920</b>	<b>8076</b>	<b>7844</b>	<b>0</b>	<b>0</b>	<b>0</b>	<b>15920</b>	<b>8076</b>	<b>7844</b>
Year 1	149	3178	1638	1540	0	0	0	3178	1638	1540
Year 2	129	2836	1406	1430	0	0	0	2836	1406	1430
Year 3	133	2865	1425	1440	0	0	0	2865	1425	1440
Year 4	119	2667	1372	1295	0	0	0	2667	1372	1295
Year 5	108	2292	1187	1105	0	0	0	2292	1187	1105
Year 6	98	2082	1048	1034	0	0	0	2082	1048	1034
<b>Secondary Education Total</b>	<b>216</b>	<b>5655</b>	<b>3012</b>	<b>2643</b>	<b>4</b>	<b>1</b>	<b>3</b>	<b>5659</b>	<b>3013</b>	<b>2646</b>
Year 7	40	1146	610	536	1	0	1	1147	610	537
Year 8	43	1204	657	547	0	0	0	1204	657	547
<b>Year 9</b>	<b>45</b>	<b>1134</b>	<b>590</b>	<b>544</b>	<b>0</b>	<b>0</b>	<b>0</b>	<b>1134</b>	<b>590</b>	<b>544</b>
Science Stream (4 Years 'General Programme')	9	158	77	81	0	0	0	158	77	81
Science Stream (5 Years 'General Programme')	18	489	247	242	0	0	0	489	247	242
Art Stream (4 Years 'General Programme')	2	52	21	31	0	0	0	52	21	31
Art Stream (5 Years 'General Programme')	16	435	245	190	0	0	0	435	245	190
Applied Programme	0	0	0	0	0	0	0	0	0	0
Special Applied Programme	0	0	0	0	0	0	0	0	0	0
Special Education Needs Programme	0	0	0	0	0	0	0	0	0	0
<b>Year 10</b>	<b>47</b>	<b>1173</b>	<b>616</b>	<b>557</b>	<b>0</b>	<b>0</b>	<b>0</b>	<b>1173</b>	<b>616</b>	<b>557</b>
Science Stream (4 Years 'General Programme')	10	197	89	108	0	0	0	197	89	108
Science Stream (5 Years 'General Programme')	19	489	265	224	0	0	0	489	265	224
Art Stream (4 Years 'General Programme')	2	51	28	23	0	0	0	51	28	23
Art Stream (5 Years 'General Programme')	16	436	234	202	0	0	0	436	234	202
Applied Programme	0	0	0	0	0	0	0	0	0	0
Special Applied Programme	0	0	0	0	0	0	0	0	0	0
Special Education Needs Programme	0	0	0	0	0	0	0	0	0	0
<b>Year 11</b>	<b>41</b>	<b>998</b>	<b>539</b>	<b>459</b>	<b>3</b>	<b>1</b>	<b>2</b>	<b>1001</b>	<b>540</b>	<b>461</b>
Science Stream (4 Years 'General Programme')	6	82	40	42	0	0	0	82	40	42
Science Stream (5 Years 'General Programme')	17	448	227	221	0	0	0	448	227	221
Art Stream (4 Years 'General Programme')	2	80	37	43	0	0	0	80	37	43
Art Stream (5 Years 'General Programme')	16	388	235	153	3	1	2	391	236	155
Applied Programme	0	0	0	0	0	0	0	0	0	0
Special Applied Programme	0	0	0	0	0	0	0	0	0	0
Special Education Needs Programme	0	0	0	0	0	0	0	0	0	0
<b>Sixth Form (Pre-University) Total</b>	<b>18</b>	<b>411</b>	<b>197</b>	<b>214</b>	<b>0</b>	<b>0</b>	<b>0</b>	<b>411</b>	<b>197</b>	<b>214</b>
Lower Sixth Form	9	204	108	96	0	0	0	204	108	96
Upper Sixth Form	9	207	89	118	0	0	0	207	89	118

## 2.3.7 ENROLMENT BY AGE AND EDUCATION LEVEL, 2015

## 2.3.7.1 PRE-PRIMARY (PRE SCHOOL) AND PRIMARY

Education Level	Gender	Age (years)										Total
		2	3	4	5	6	7	8	9	10	≥ 11	
Pre-Primary (Pre school) and Primary Total	T	195	2696	3765	3476	3273	2584	2845	2687	2351	2303	26175
	M	96	1332	1923	1766	1670	1290	1392	1408	1210	1174	13261
	F	99	1364	1842	1710	1603	1294	1453	1279	1141	1129	12914
Pre-Primary (Pre school) Total	MF	195	2696	3765	3137	439	23	0	0	0	0	10255
	M	96	1332	1923	1603	223	8	0	0	0	0	5185
	F	99	1364	1842	1534	216	15	0	0	0	0	5070
Kindergarten 1	MF	195	2456	320	2	0	0	0	0	0	0	2973
	M	96	1222	157	2	0	0	0	0	0	0	1477
	F	99	1234	163	0	0	0	0	0	0	0	1496
Kindergarten 2	MF	0	240	3183	407	9	1	0	0	0	0	3840
	M	0	110	1630	209	4	1	0	0	0	0	1954
	F	0	130	1553	198	5	0	0	0	0	0	1886
Kindergarten 3	MF	0	0	262	2728	430	22	0	0	0	0	3442
	M	0	0	136	1392	219	7	0	0	0	0	1754
	F	0	0	126	1336	211	15	0	0	0	0	1688
Primary Total	MF	0	0	0	339	2834	2561	2845	2687	2351	2303	15920
	M	0	0	0	163	1447	1282	1392	1408	1210	1174	8076
	F	0	0	0	176	1387	1279	1453	1279	1141	1129	7844
Year 1	MF	0	0	0	290	2426	444	14	3	1	0	3178
	M	0	0	0	147	1259	220	9	3	0	0	1638
	F	0	0	0	143	1167	224	5	0	1	0	1540
Year 2	MF	0	0	0	49	408	1873	484	18	2	2	2836
	M	0	0	0	16	188	942	245	12	2	1	1406
	F	0	0	0	33	220	931	239	6	0	1	1430
Year 3	MF	0	0	0	0	0	239	2137	467	21	1	2865
	M	0	0	0	0	0	119	1047	244	14	1	1425
	F	0	0	0	0	0	120	1090	223	7	0	1440
Year 4	MF	0	0	0	0	0	5	209	1967	466	20	2667
	M	0	0	0	0	0	1	91	1018	250	12	1372
	F	0	0	0	0	0	4	118	949	216	8	1295
Year 5	MF	0	0	0	0	0	0	1	225	1611	455	2292
	M	0	0	0	0	0	0	0	127	818	242	1187
	F	0	0	0	0	0	0	1	98	793	213	1105
Year 6	MF	0	0	0	0	0	0	0	7	250	1825	2082
	M	0	0	0	0	0	0	0	4	126	918	1048
	F	0	0	0	0	0	0	0	3	124	907	1034

## 2.3.7 ENROLMENT BY AGE AND EDUCATION LEVEL, 2015

## 2.3.7.2 SECONDARY

Education Level	Gender	Age (years)								Total
		≤ 11	12	13	14	15	16	17	≥ 18	
Secondary Total	MF	730	865	1146	1117	1132	512	131	26	5659
	M	385	466	602	597	590	280	77	16	3013
	F	345	399	544	520	542	232	54	10	2646
Year 7	MF	593	327	209	15	2	1	0	0	1147
	M	325	173	103	7	1	1	0	0	610
	F	268	154	106	8	1	0	0	0	537
Year 8	MF	137	517	361	167	17	4	1	0	1204
	M	60	283	200	102	9	2	1	0	657
	F	77	234	161	65	8	2	0	0	547
Year 9	MF	0	21	494	427	174	16	0	2	1134
	M	0	10	260	225	84	9	0	2	590
	F	0	11	234	202	90	7	0	0	544
Year 10	MF	0	0	82	472	487	109	18	5	1173
	M	0	0	39	243	256	61	13	4	616
	F	0	0	43	229	231	48	5	1	557
Year 11	MF	0	0	0	36	452	382	112	19	1001
	M	0	0	0	20	240	207	63	10	540
	F	0	0	0	16	212	175	49	9	461

## 2.3.7.3 SIXTH FORM (PRE-UNIVERSITY)

Education Level	Gender	Age (years)					Total
		≤ 14	15	16	17	≥ 18	
Sixth Form (Pre-University) Total	MF	2	16	95	168	130	411
	M	2	6	51	79	59	197
	F	0	10	44	89	71	214
Lower Sixth Form	MF	2	15	83	89	15	204
	M	2	6	46	47	7	108
	F	0	9	37	42	8	96
Upper Sixth Form	MF	0	1	12	79	115	207
	M	0	0	5	32	52	89
	F	0	1	7	47	63	118

## 2.3.8 ENROLMENT BY RACE AND EDUCATION LEVEL, 2015

## 2.3.8.1 PRE-PRIMARY (PRE SCHOOL) AND PRIMARY

Education Level	Gender	Race										
		Malay		Other Indigenous		Chinese		Others		Total		
		C	NC	C	NC	C	NC	C	NC	C	NC	CNC
Pre-Primary (Pre school) and Primary Total	MF	18449	564	464	126	1633	2219	282	2438	20828	5347	26175
	M	9371	281	236	58	826	1094	137	1258	10570	2691	13261
	F	9078	283	228	68	807	1125	145	1180	10258	2656	12914
Pre-Primary (Pre school) Total	MF	7726	230	198	34	522	639	135	771	8581	1674	10255
	M	3883	127	113	15	254	320	64	409	4314	871	5185
	F	3843	103	85	19	268	319	71	362	4267	803	5070
Kindergarten 1	MF	2350	49	49	9	159	143	35	179	2593	380	2973
	M	1170	21	27	4	77	66	18	94	1292	185	1477
	F	1180	28	22	5	82	77	17	85	1301	195	1496
Kindergarten 2	MF	2909	95	80	16	160	253	45	282	3194	646	3840
	M	1465	53	47	7	85	128	19	150	1616	338	1954
	F	1444	42	33	9	75	125	26	132	1578	308	1886
Kindergarten 3	MF	2467	86	69	9	203	243	55	310	2794	648	3442
	M	1248	53	39	4	92	126	27	165	1406	348	1754
	F	1219	33	30	5	111	117	28	145	1388	300	1688
Primary Total	MF	10723	334	266	92	1111	1580	147	1667	12247	3673	15920
	M	5488	154	123	43	572	774	73	849	6256	1820	8076
	F	5235	180	143	49	539	806	74	818	5991	1853	7844
Year 1	MF	2274	81	50	20	208	232	21	292	2553	625	3178
	M	1166	45	31	7	116	127	13	133	1326	312	1638
	F	1108	36	19	13	92	105	8	159	1227	313	1540
Year 2	MF	1945	66	52	12	187	254	21	299	2205	631	2836
	M	968	36	24	6	86	115	18	153	1096	310	1406
	F	977	30	28	6	101	139	3	146	1109	321	1430
Year 3	MF	1956	60	52	27	185	276	21	288	2214	651	2865
	M	986	21	17	16	104	135	7	139	1114	311	1425
	F	970	39	35	11	81	141	14	149	1100	340	1440
Year 4	MF	1813	50	35	10	194	263	20	282	2062	605	2667
	M	940	15	18	4	92	130	12	161	1062	310	1372
	F	873	35	17	6	102	133	8	121	1000	295	1295
Year 5	MF	1450	30	39	8	185	284	32	264	1706	586	2292
	M	759	17	17	3	95	147	12	137	883	304	1187
	F	691	13	22	5	90	137	20	127	823	282	1105
Year 6	MF	1285	47	38	15	152	271	32	242	1507	575	2082
	M	669	20	16	7	79	120	11	126	775	273	1048
	F	616	27	22	8	73	151	21	116	732	302	1034

## 2.3.8 ENROLMENT BY RACE AND EDUCATION LEVEL, 2015

## 2.3.8.2 SECONDARY

Education Level	Gender	Race										
		Malay		Other Indigenous		Chinese		Others		Total		
		C	NC	C	NC	C	NC	C	NC	C	NC	CNC
Secondary Total	MF	2232	110	357	58	381	939	417	1165	3387	2272	5659
	M	1239	57	179	37	195	482	229	595	1842	1171	3013
	F	993	53	178	21	186	457	188	570	1545	1101	2646
Year 7	MF	429	20	84	13	77	175	91	258	681	466	1147
	M	242	10	34	8	40	91	45	140	361	249	610
	F	187	10	50	5	37	84	46	118	320	217	537
Year 8	MF	490	20	74	11	72	201	102	234	738	466	1204
	M	277	9	34	6	45	118	59	109	415	242	657
	F	213	11	40	5	27	83	43	125	323	224	547
Year 9	MF	452	28	52	16	83	189	75	239	662	472	1134
	M	250	17	28	11	35	91	41	117	354	236	590
	F	202	11	24	5	48	98	34	122	308	236	544
Year 10	MF	462	31	75	5	80	198	75	247	692	481	1173
	M	247	13	40	2	36	102	43	133	366	250	616
	F	215	18	35	3	44	96	32	114	326	231	557
Year 11	MF	399	11	72	13	69	176	74	187	614	387	1001
	M	223	8	43	10	39	80	41	96	346	194	540
	F	176	3	29	3	30	96	33	91	268	193	461

## 2.3.8.3 SIXTH FORM (PRE-UNIVERSITY)

Education Level	Gender	Race										
		Malay		Other Indigenous		Chinese		Others		Total		
		C	NC	C	NC	C	NC	C	NC	C	NC	CNC
Sixth Form (Pre-University) Total	MF	153	5	9	1	36	34	24	149	222	189	411
	M	64	3	3	1	18	19	13	76	98	99	197
	F	89	2	6	0	18	15	11	73	124	90	214
Lower Sixth Form	MF	73	2	6	0	15	17	14	77	108	96	204
	M	37	1	1	0	9	9	5	46	52	56	108
	F	36	1	5	0	6	8	9	31	56	40	96
Upper Sixth Form	MF	80	3	3	1	21	17	10	72	114	93	207
	M	27	2	2	1	9	10	8	30	46	43	89
	F	53	1	1	0	12	7	2	42	68	50	118

## 2.3.9 TEACHERS' ACADEMIC QUALIFICATION BY EDUCATION LEVEL, 2015

Categories	Education Level																				
	Pre-Primary (Pre school)			Primary			Secondary						Sixth Form (Pre-University)					Total			
							Year 7 & 8			Year 9, 10 & 11			MF			M			F		
	MF	M	F	MF	M	F	MF	M	F	MF	M	F	MF	M	F	MF	M	F	MF	M	F
<b>Nationality</b>	545 <sup>(i)</sup>	19 <sup>(i)</sup>	526 <sup>(i)</sup>	1160 <sup>(i)</sup>	217 <sup>(i)</sup>	943 <sup>(i)</sup>	187 <sup>(i)</sup>	67 <sup>(i)</sup>	120 <sup>(i)</sup>	304 <sup>(i)</sup>	110 <sup>(i)</sup>	194 <sup>(i)</sup>	26 <sup>(i)</sup>	13 <sup>(i)</sup>	13 <sup>(i)</sup>	2222	426	1796	2222	426	1796
Citizens	362	5	357	644	78	566	60	11	49	74	19	55	2	1	1	1142	114	1028	1142	114	1028
Non-Citizens	183	14	169	516	139	377	127	56	71	230	91	139	24	12	12	1080	312	768	1080	312	768
<b>Academic Qualification</b>	545 <sup>(i)</sup>	19 <sup>(i)</sup>	526 <sup>(i)</sup>	1160 <sup>(i)</sup>	217 <sup>(i)</sup>	943 <sup>(i)</sup>	187 <sup>(i)</sup>	67 <sup>(i)</sup>	120 <sup>(i)</sup>	304 <sup>(i)</sup>	110 <sup>(i)</sup>	194 <sup>(i)</sup>	26 <sup>(i)</sup>	13 <sup>(i)</sup>	13 <sup>(i)</sup>	2222	426	1796	2222	426	1796
Ph.D.	0	0	0	0	0	0	2	1	1	9	8	1	1	1	0	12	10	2	12	10	2
Master's Degree	23	1	22	90	19	71	43	19	24	84	29	55	3	1	2	243	69	174	243	69	174
Post Graduate	0	0	0	0	0	0	0	0	0	0	0	0	0	0	0	0	0	0	0	0	0
MBBS	0	0	0	0	0	0	0	0	0	0	0	0	0	0	0	0	0	0	0	0	0
Bachelor's Degree	139	11	128	474	115	359	113	39	74	199	70	129	21	11	10	946	246	700	946	246	700
HND, ND, OND, Diploma	66	1	65	165	30	135	13	3	10	6	1	5	0	0	0	250	35	215	250	35	215
HNC, ONC, NC, Certificates	27	5	22	49	16	33	4	2	2	2	0	2	1	0	1	83	23	60	83	23	60
City and Guilds	0	0	0	0	0	0	1	0	1	0	0	0	0	0	0	1	0	1	1	0	1
BC GCE A Level	33	0	33	98	12	86	7	1	6	1	1	0	0	0	0	139	14	125	139	14	125
BC GCE O Level	227	0	227	260	23	237	3	1	2	3	1	2	0	0	0	493	25	468	493	25	468
BJCE, PMB, LCE, SRP	30	1	29	24	2	22	1	1	0	0	0	0	0	0	0	55	4	51	55	4	51
Others	0	0	0	0	0	0	0	0	0	0	0	0	0	0	0	0	0	0	0	0	0
<b>Trained and Untrained Teachers</b>	545 <sup>(i)</sup>	19 <sup>(i)</sup>	526 <sup>(i)</sup>	1160 <sup>(i)</sup>	217 <sup>(i)</sup>	943 <sup>(i)</sup>	187 <sup>(i)</sup>	67 <sup>(i)</sup>	120 <sup>(i)</sup>	304 <sup>(i)</sup>	110 <sup>(i)</sup>	194 <sup>(i)</sup>	26 <sup>(i)</sup>	13 <sup>(i)</sup>	13 <sup>(i)</sup>	2222	426	1796	2222	426	1796
Trained Teachers	232	16	216	650	144	506	134	51	83	223	92	131	26	13	13	1265	316	949	1265	316	949
Untrained Teachers	313	3	310	510	73	437	53	16	37	81	18	63	0	0	0	957	110	847	957	110	847

**Note :**

(i) - Teachers teaching more than one level of education are included in the level based on the highest number of teaching periods or number of classes taught.

## 2.3.10 TEACHERS' AGE GROUP BY EDUCATION LEVEL, 2015


Age Group	Education Level																				
	Pre-Primary (Pre school)			Primary			Secondary						Sixth Form (Pre-University)					Total			
							Year 7 & 8			Year 9, 10 & 11			MF			M			F		
	MF	M	F	MF	M	F	MF	M	F	MF	M	F	MF	M	F	MF	M	F	MF	M	F
<b>Total</b>	545	19 <sup>(i)</sup>	526 <sup>(i)</sup>	1160	217 <sup>(i)</sup>	943 <sup>(i)</sup>	187	67 <sup>(i)</sup>	120 <sup>(i)</sup>	304	110 <sup>(i)</sup>	194 <sup>(i)</sup>	26	13 <sup>(i)</sup>	13 <sup>(i)</sup>	2222	426	1796	2222	426	1796
24 and below	66	0	66	70	11	59	3	1	2	3	1	2	0	0	0	142	13	129	142	13	129
25 - 29	96	2	94	213	29	184	48	11	37	44	9	35	3	3	0	404	54	350	404	54	350
30 -34	82	4	78	154	33	121	30	8	22	33	12	21	4	2	2	303	59	244	303	59	244
35 - 39	97	1	96	149	28	121	25	5	20	54	12	42	4	2	2	329	48	281	329	48	281
40 - 44	70	5	65	204	55	149	32	15	17	48	25	23	6	3	3	360	103	257	360	103	257
45 - 49	70	5	65	157	24	133	20	11	9	50	23	27	2	0	2	299	63	236	299	63	236
50 - 54	43	1	42	118	21	97	21	12	9	33	14	19	4	2	2	219	50	169	219	50	169
55 and above	21	1	20	95	16	79	8	4	4	39	14	25	3	1	2	166	36	130	166	36	130

**Note :**

(i) - Teachers teaching more than one level of education are included in the level based on the highest number of teaching periods or number of classes taught.

Section : **3**

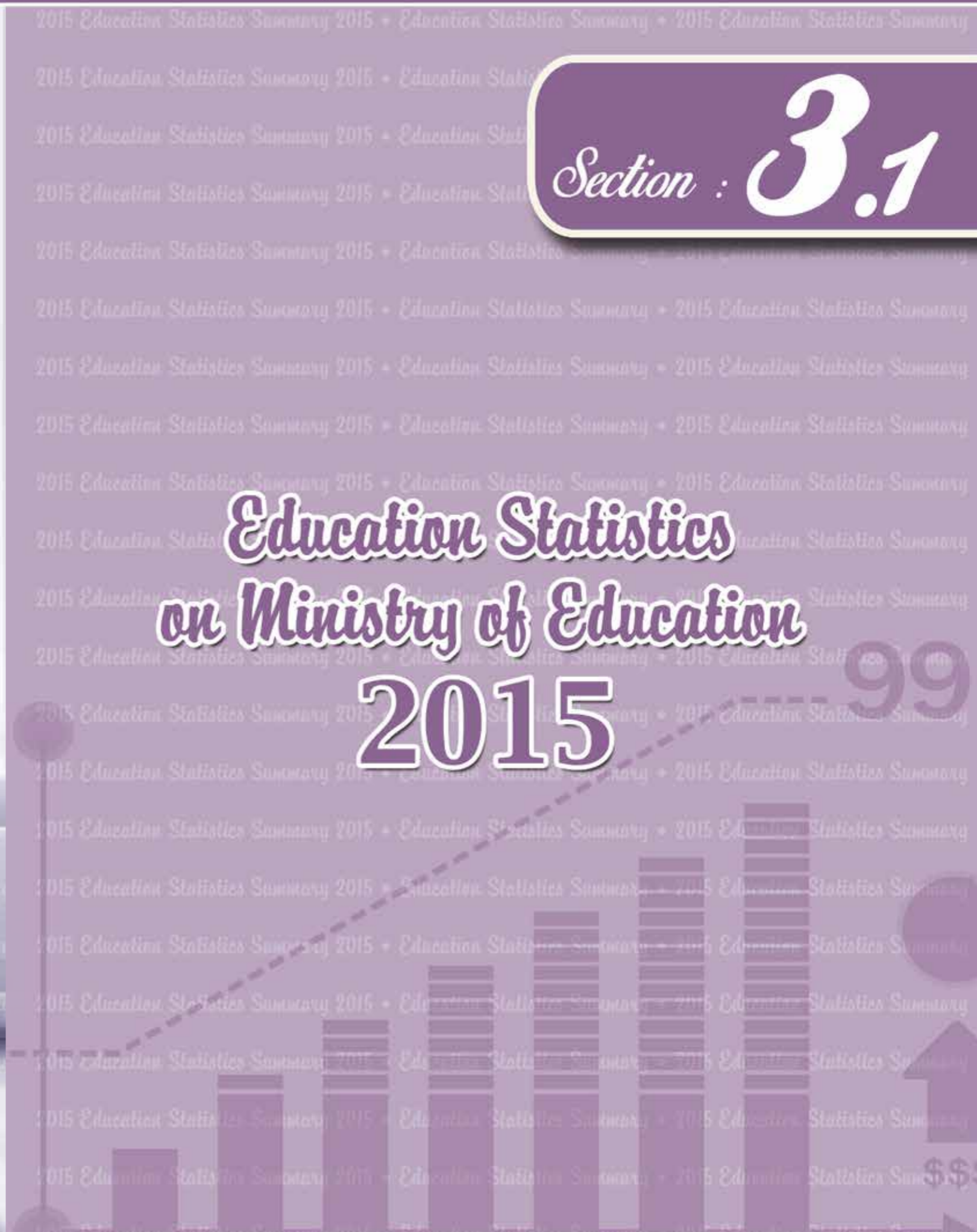
**Education Statistics  
on Ministry of Education  
2015**





Section : **3.1**

**Education Statistics  
on Ministry of Education  
2015**



**3.1.1 NUMBER OF INSTITUTIONS BY EDUCATION LEVEL AND DISTRICT, 2015**

District	Vocational Technical	Higher Education	Total
<b>Total</b>	<b>7</b>	<b>4</b>	<b>11</b>
Brunei Muara	5	4	9
Tutong	0	0	0
Belait	2	0	2
Temburong	0	0	0

**3.1.2 ENROLMENT BY EDUCATION LEVEL AND DISTRICT, 2015**

District	Vocational Technical			Higher Education			Total		
	MF	M	F	MF	M	F	MF	M	F
<b>Total</b>	<b>3779</b>	<b>2255</b>	<b>1524</b>	<b>9417</b>	<b>3557</b>	<b>5860</b>	<b>13196</b>	<b>5812</b>	<b>7384</b>
Brunei Muara	2882	1718	1164	9417	3557	5860	12299	5275	7024
Tutong	0	0	0	0	0	0	0	0	0
Belait	897	537	360	0	0	0	897	537	360
Temburong	0	0	0	0	0	0	0	0	0

**3.1.3 NUMBER OF INSTRUCTORS BY EDUCATION LEVEL AND DISTRICT, 2015**

District	Vocational Technical			Higher Education			Total		
	MF	M	F	MF	M	F	MF	M	F
<b>Total</b>	<b>506</b>	<b>246</b>	<b>260</b>	<b>685</b>	<b>389</b>	<b>296</b>	<b>1191</b>	<b>635</b>	<b>556</b>
Brunei Muara	357	169	188	685	389	296	1042	558	484
Tutong	0	0	0	0	0	0	0	0	0
Belait	149	77	72	0	0	0	149	77	72
Temburong	0	0	0	0	0	0	0	0	0

**3.1.4 ENROLMENT AND NUMBER OF INSTRUCTORS BY EDUCATION LEVEL, 2015**

District	Students			Instructors		
	MF	M	F	MF	M	F
<b>Total</b>	<b>13196</b>	<b>5812</b>	<b>7384</b>	<b>1191</b>	<b>635</b>	<b>556</b>
<b>Vocational Technical</b>	<b>3779</b>	<b>2255</b>	<b>1524</b>	<b>506</b>	<b>246</b>	<b>260</b>
Year 1	2525	1542	983			
Year 2	1254	713	541	506	246	260
Year 3	0	0	0			
<b>Higher Education</b>	<b>9417</b>	<b>3557</b>	<b>5860</b>	<b>685</b>	<b>389</b>	<b>296</b>
Year 1	3141	1229	1912			
Year 2	3367	1248	2119			
Year 3	1764	657	1107	685	389	296
Year 4	1134	420	714			
Year 5	11	3	8			

### 3.1.5 VOCATIONAL TECHNICAL ENROLMENT BY EDUCATION LEVEL AND DISTRICT, 2015

District	Year 1			Year 2			Year 3			Total		
	MF	M	F	MF	M	F	MF	M	F	MF	M	F
<b>Vocational Technical Total</b>	<b>2525</b>	<b>1542</b>	<b>983</b>	<b>1254</b>	<b>713</b>	<b>541</b>	<b>0</b>	<b>0</b>	<b>0</b>	<b>3779</b>	<b>2255</b>	<b>1524</b>
Brunei Muara	1995	1222	773	887	496	391	0	0	0	2882	1718	1164
Tutong	0	0	0	0	0	0	0	0	0	0	0	0
Belait	530	320	210	367	217	150	0	0	0	897	537	360
Temburong	0	0	0	0	0	0	0	0	0	0	0	0

### 3.1.6 HIGHER EDUCATION ENROLMENT BY EDUCATION LEVEL AND DISTRICT, 2015

District	Year 1			Year 2			Year 3			Year 4			Year 5			Total		
	MF	M	F	MF	M	F	MF	M	F	MF	M	F	MF	M	F	MF	M	F
<b>Higher Education Total</b>	<b>3141</b>	<b>1229</b>	<b>1912</b>	<b>3367</b>	<b>1248</b>	<b>2119</b>	<b>1764</b>	<b>657</b>	<b>1107</b>	<b>1134</b>	<b>420</b>	<b>714</b>	<b>11</b>	<b>3</b>	<b>8</b>	<b>9417</b>	<b>3557</b>	<b>5860</b>
Brunei Muara	3141	1229	1912	3367	1248	2119	1764	657	1107	1134	420	714	11	3	8	9417	3557	5860
Tutong	0	0	0	0	0	0	0	0	0	0	0	0	0	0	0	0	0	0
Belait	0	0	0	0	0	0	0	0	0	0	0	0	0	0	0	0	0	0
Temburong	0	0	0	0	0	0	0	0	0	0	0	0	0	0	0	0	0	0

### 3.1.7 VOCATIONAL TECHNICAL - NUMBER OF NEW AND REPEATERS, 2015

Education Level	New			Repeaters			Total		
	MF	M	F	MF	M	F	MF	M	F
<b>Vocational Technical Total</b>	<b>3710</b>	<b>2210</b>	<b>1500</b>	<b>69</b>	<b>45</b>	<b>24</b>	<b>3779</b>	<b>2255</b>	<b>1524</b>
Year 1	2481	1511	970	44	31	13	2525	1542	983
Year 2	1229	699	530	25	14	11	1254	713	541
Year 3	0	0	0	0	0	0	0	0	0
<b>MTSSR</b>	<b>686</b>	<b>360</b>	<b>326</b>	<b>4</b>	<b>2</b>	<b>2</b>	<b>690</b>	<b>362</b>	<b>328</b>
Year 1	383	200	183	0	0	0	383	200	183
Year 2	303	160	143	4	2	2	307	162	145
Year 3	0	0	0	0	0	0	0	0	0
<b>PLM</b>	<b>796</b>	<b>671</b>	<b>125</b>	<b>0</b>	<b>0</b>	<b>0</b>	<b>796</b>	<b>671</b>	<b>125</b>
Year 1	699	583	116	0	0	0	699	583	116
Year 2	97	88	9	0	0	0	97	88	9
Year 3	0	0	0	0	0	0	0	0	0
<b>SP</b>	<b>532</b>	<b>193</b>	<b>339</b>	<b>0</b>	<b>0</b>	<b>0</b>	<b>532</b>	<b>193</b>	<b>339</b>
Year 1	368	123	245	0	0	0	368	123	245
Year 2	164	70	94	0	0	0	164	70	94
Year 3	0	0	0	0	0	0	0	0	0
<b>SVNR</b>	<b>559</b>	<b>342</b>	<b>217</b>	<b>46</b>	<b>34</b>	<b>12</b>	<b>605</b>	<b>376</b>	<b>229</b>
Year 1	364	221	143	38	29	9	402	250	152
Year 2	195	121	74	8	5	3	203	126	77
Year 3	0	0	0	0	0	0	0	0	0
<b>SVW</b>	<b>249</b>	<b>113</b>	<b>136</b>	<b>10</b>	<b>3</b>	<b>7</b>	<b>259</b>	<b>116</b>	<b>143</b>
Year 1	137	64	73	6	2	4	143	66	77
Year 2	112	49	63	4	1	3	116	50	66
Year 3	0	0	0	0	0	0	0	0	0

### 3.1.7 VOCATIONAL TECHNICAL - NUMBER OF NEW AND REPEATERS, 2015

Education Level	New			Repeaters			Total		
	MF	M	F	MF	M	F	MF	M	F
<b>MKJB</b>	<b>446</b>	<b>289</b>	<b>157</b>	<b>9</b>	<b>6</b>	<b>3</b>	<b>455</b>	<b>295</b>	<b>160</b>
Year 1	182	124	58	0	0	0	182	124	58
Year 2	264	165	99	9	6	3	273	171	102
Year 3	0	0	0	0	0	0	0	0	0
<b>SVSB</b>	<b>442</b>	<b>242</b>	<b>200</b>	<b>0</b>	<b>0</b>	<b>0</b>	<b>442</b>	<b>242</b>	<b>200</b>
Year 1	348	196	152	0	0	0	348	196	152
Year 2	94	46	48	0	0	0	94	46	48
Year 3	0	0	0	0	0	0	0	0	0

### 3.1.8 HIGHER EDUCATION - NUMBER OF NEW AND REPEATERS, 2015

Education Level	New			Repeaters			Total		
	MF	M	F	MF	M	F	MF	M	F
<b>Higher Education Total</b>	<b>9375</b>	<b>3527</b>	<b>5848</b>	<b>42</b>	<b>30</b>	<b>12</b>	<b>9417</b>	<b>3557</b>	<b>5860</b>
Year 1	3141	1229	1912	0	0	0	3141	1229	1912
Year 2	3348	1237	2111	19	11	8	3367	1248	2119
Year 3	1741	638	1103	23	19	4	1764	657	1107
Year 4	1134	420	714	0	0	0	1134	420	714
Year 5	11	3	8	0	0	0	11	3	8
<b>UBD</b>	<b>5292</b>	<b>1693</b>	<b>3599</b>	<b>0</b>	<b>0</b>	<b>0</b>	<b>5292</b>	<b>1693</b>	<b>3599</b>
Year 1	1754	579	1175	0	0	0	1754	579	1175
Year 2	1829	562	1267	0	0	0	1829	562	1267
Year 3	1020	332	688	0	0	0	1020	332	688
Year 4	689	220	469	0	0	0	689	220	469
Year 5	0	0	0	0	0	0	0	0	0
<b>UNISSA</b>	<b>787</b>	<b>295</b>	<b>492</b>	<b>0</b>	<b>0</b>	<b>0</b>	<b>787</b>	<b>295</b>	<b>492</b>
Year 1	277	108	169	0	0	0	277	108	169
Year 2	214	89	125	0	0	0	214	89	125
Year 3	154	41	113	0	0	0	154	41	113
Year 4	131	54	77	0	0	0	131	54	77
Year 5	11	3	8	0	0	0	11	3	8
<b>ITB</b>	<b>2004</b>	<b>959</b>	<b>1045</b>	<b>42</b>	<b>30</b>	<b>12</b>	<b>2046</b>	<b>989</b>	<b>1057</b>
Year 1	265	140	125	0	0	0	265	140	125
Year 2	858	408	450	19	11	8	877	419	458
Year 3	567	265	302	23	19	4	590	284	306
Year 4	314	146	168	0	0	0	314	146	168
Year 5	0	0	0	0	0	0	0	0	0
<b>PB</b>	<b>1292</b>	<b>580</b>	<b>712</b>	<b>0</b>	<b>0</b>	<b>0</b>	<b>1292</b>	<b>580</b>	<b>712</b>
Year 1	845	402	443	0	0	0	845	402	443
Year 2	447	178	269	0	0	0	447	178	269
Year 3	0	0	0	0	0	0	0	0	0
Year 4	0	0	0	0	0	0	0	0	0
Year 5	0	0	0	0	0	0	0	0	0



## 3.1.9 VOCATIONAL TECHNICAL ENROLMENT BY AGE AND EDUCATION LEVEL, 2015

Education Level	Gender	Age (in years)																Total			
		≤ 15	16	17	18	19	20	21	22	23	24	25	26	27	28	29	30-34		35-39	≥ 40	Unknown
MKJB	MF	0	10	68	137	101	67	32	10	4	5	5	4	6	3	2	1	0	0	0	455
	M	0	7	45	83	65	45	18	6	3	4	4	4	6	2	2	1	0	0	0	295
	F	0	3	23	54	36	22	14	4	4	1	1	0	0	1	0	0	0	0	0	160
Year 1	MF	0	10	46	54	27	19	9	3	1	2	3	3	3	1	0	1	0	0	0	182
	M	0	7	31	37	15	13	6	2	0	2	3	3	3	1	0	1	0	0	0	124
	F	0	3	15	17	12	6	3	1	1	0	0	0	0	0	0	0	0	0	0	58
Year 2	MF	0	0	22	83	74	48	23	7	3	3	2	1	3	2	2	0	0	0	0	273
	M	0	0	14	46	50	32	12	4	3	2	1	1	3	1	2	0	0	0	0	171
	F	0	0	8	37	24	16	11	3	0	1	1	0	0	1	0	0	0	0	0	102
Year 3	MF	0	0	0	0	0	0	0	0	0	0	0	0	0	0	0	0	0	0	0	0
	M	0	0	0	0	0	0	0	0	0	0	0	0	0	0	0	0	0	0	0	0
	F	0	0	0	0	0	0	0	0	0	0	0	0	0	0	0	0	0	0	0	0
SVSB	MF	0	8	44	81	89	79	58	43	16	7	12	4	0	1	0	0	0	0	0	442
	M	0	5	25	45	46	39	34	22	11	5	8	2	0	0	0	0	0	0	0	242
	F	0	3	19	36	43	40	24	21	5	2	4	2	0	1	0	0	0	0	0	200
Year 1	MF	0	7	44	79	75	61	36	24	10	2	6	4	0	0	0	0	0	0	0	348
	M	0	4	25	44	40	35	21	13	6	1	5	2	0	0	0	0	0	0	0	196
	F	0	3	19	35	35	26	15	11	4	1	1	2	0	0	0	0	0	0	0	152
Year 2	MF	0	1	0	2	14	18	22	19	6	5	6	0	0	1	0	0	0	0	0	94
	M	0	1	0	1	6	4	13	9	5	4	3	0	0	0	0	0	0	0	0	46
	F	0	0	0	1	8	14	9	10	1	1	3	0	0	1	0	0	0	0	0	48
Year 3	MF	0	0	0	0	0	0	0	0	0	0	0	0	0	0	0	0	0	0	0	0
	M	0	0	0	0	0	0	0	0	0	0	0	0	0	0	0	0	0	0	0	0
	F	0	0	0	0	0	0	0	0	0	0	0	0	0	0	0	0	0	0	0	0

## 3.1.10 HIGHER EDUCATION ENROLMENT BY AGE AND EDUCATION LEVEL, 2015

Education Level	Gender	Age (in years)																Total		
		16	17	18	19	20	21	22	23	24	25	26	27	28	29	30-34	35-39		≥ 40	Unknown
Higher Education Total	MF	28	261	702	1214	1500	1487	1258	887	579	384	217	135	91	67	286	178	110	33	9417
	M	14	101	239	434	573	557	479	351	233	148	85	48	37	27	118	55	47	11	3557
	F	14	160	463	780	927	930	779	536	346	236	132	87	54	40	168	123	63	22	5860
Year 1	MF	28	251	581	756	452	217	178	173	114	76	33	30	23	13	90	72	35	19	3141
	M	14	100	209	297	208	97	64	54	39	24	14	12	8	8	41	18	16	6	1229
	F	14	151	372	459	244	120	114	119	75	52	19	18	15	5	49	54	19	13	1912
Year 2	MF	0	10	121	434	665	570	432	319	238	185	85	48	42	32	92	44	39	11	3367
	M	0	1	30	133	220	220	187	134	101	73	35	17	18	10	35	17	12	5	1248
	F	0	9	91	301	445	350	245	185	137	112	50	31	24	22	57	27	27	6	2119
Year 3	MF	0	0	0	24	365	413	325	203	128	70	58	26	16	9	67	39	18	3	1764
	M	0	0	0	4	139	149	121	78	53	29	18	10	6	4	25	12	9	0	657
	F	0	0	0	20	226	264	204	125	75	41	40	16	10	5	42	27	9	3	1107
Year 4	MF	0	0	0	0	18	287	323	188	94	51	41	31	10	13	37	23	18	0	1134
	M	0	0	0	0	6	91	107	84	38	22	18	9	5	5	17	8	10	0	420
	F	0	0	0	0	12	196	216	104	56	29	23	22	5	8	20	15	8	0	714
Year 5	MF	0	0	0	0	0	0	0	4	5	2	0	0	0	0	0	0	0	0	11
	M	0	0	0	0	0	0	0	1	2	0	0	0	0	0	0	0	0	0	3
	F	0	0	0	0	0	0	0	3	3	2	0	0	0	0	0	0	0	0	8
UBD	MF	0	137	497	714	783	667	680	470	309	182	116	65	48	41	222	146	84	31	5292
	M	0	48	150	230	235	233	220	170	101	59	46	16	17	14	80	36	27	11	1693
	F	0	89	347	484	548	534	460	300	208	123	70	49	31	27	142	110	57	20	3599
Year 1	MF	0	127	378	349	164	93	130	139	87	46	30	20	13	9	70	61	19	19	1754
	M	0	47	121	123	60	34	41	39	27	12	13	7	3	5	27	10	4	6	579
	F	0	80	257	226	104	59	89	100	60	34	17	13	10	4	43	51	15	13	1175
Year 2	MF	0	10	119	341	374	223	164	144	111	75	41	26	22	23	77	34	36	9	1829
	M	0	1	29	103	97	69	62	52	38	24	17	4	4	6	26	12	9	5	562
	F	0	9	90	238	277	154	102	92	73	51	24	24	22	14	51	22	27	4	1267
Year 3	MF	0	0	0	24	229	244	156	105	73	33	24	12	10	4	55	33	15	3	1020
	M	0	0	0	4	73	74	51	42	27	10	7	3	4	2	18	10	7	0	332
	F	0	0	0	20	156	170	105	63	46	23	17	9	6	2	37	23	8	3	688
Year 4	MF	0	0	0	0	16	207	230	82	38	28	21	7	3	5	20	18	14	0	689
	M	0	0	0	0	5	56	66	37	9	13	9	2	2	1	9	4	7	0	220
	F	0	0	0	0	11	151	164	45	29	15	12	5	1	4	11	14	7	0	469
Year 5	MF	0	0	0	0	0	0	0	0	0	0	0	0	0	0	0	0	0	0	0
	M	0	0	0	0	0	0	0	0	0	0	0	0	0	0	0	0	0	0	0
	F	0	0	0	0	0	0	0	0	0	0	0	0	0	0	0	0	0	0	0

## 3.1.10 HIGHER EDUCATION ENROLMENT BY AGE AND EDUCATION LEVEL, 2015

Education Level	Gender	Age (in years)																								Total
		16	17	18	19	20	21	22	23	24	25	26	27	28	29	30-34	35-39	≥ 40	Unknown							
UNISSA	MF	0	1	15	71	125	130	94	101	58	38	29	25	12	7	32	22	25	2	787						
	M	0	1	4	19	49	43	26	34	22	11	7	13	7	5	23	12	19	0	295						
	F	0	0	11	52	76	87	68	67	36	27	22	12	5	2	9	10	6	2	492						
Year 1	MF	0	1	15	64	80	30	8	3	11	11	2	3	4	3	16	10	16	0	277						
	M	0	1	4	17	30	11	2	2	3	3	0	1	2	2	10	8	12	0	108						
	F	0	0	11	47	50	19	6	1	8	8	2	2	2	1	6	2	4	0	169						
Year 2	MF	0	0	0	7	44	75	22	7	9	7	7	7	4	1	7	6	2	2	214						
	M	0	0	0	2	18	30	9	5	3	2	1	5	4	1	5	2	2	0	89						
	F	0	0	0	5	26	45	13	2	6	12	6	2	0	0	2	4	0	2	125						
Year 3	MF	0	0	0	0	0	22	48	28	4	9	18	8	1	2	5	6	3	0	154						
	M	0	0	0	0	0	2	10	4	2	4	5	4	0	1	5	2	2	0	41						
	F	0	0	0	0	0	20	38	24	2	5	13	4	1	1	0	4	1	0	113						
Year 4	MF	0	0	0	0	1	3	16	59	29	2	2	7	3	1	4	0	4	0	131						
	M	0	0	0	0	1	0	5	22	12	1	3	1	1	1	3	0	3	0	54						
	F	0	0	0	0	0	3	11	37	17	0	1	4	2	0	1	0	1	0	77						
Year 5	MF	0	0	0	0	0	0	0	4	5	2	0	0	0	0	0	0	0	0	11						
	M	0	0	0	0	0	0	0	1	2	0	0	0	0	0	0	0	0	0	3						
	F	0	0	0	0	0	0	0	3	3	2	0	0	0	0	0	0	0	0	8						
ITB	MF	0	19	60	143	343	418	359	238	164	121	64	42	25	17	27	6	0	0	2046						
	M	0	10	30	60	166	203	178	121	86	59	27	17	9	7	11	5	0	0	989						
	F	0	9	30	83	177	215	181	117	78	62	37	25	16	10	16	1	0	0	1057						
Year 1	MF	0	19	60	80	36	9	12	12	10	13	1	6	5	1	1	0	0	0	265						
	M	0	10	30	38	21	5	8	8	5	6	1	3	3	1	1	0	0	0	140						
	F	0	9	30	42	15	4	4	4	4	5	7	0	2	0	0	0	0	0	125						
Year 2	MF	0	0	0	63	170	185	149	109	76	59	29	13	11	6	6	1	0	0	877						
	M	0	0	0	22	79	90	74	56	40	31	12	7	2	2	3	1	0	0	419						
	F	0	0	0	41	91	95	75	53	36	28	17	6	9	4	3	0	0	0	458						
Year 3	MF	0	0	0	0	136	147	121	70	51	28	16	6	5	3	7	0	0	0	590						
	M	0	0	0	0	66	73	60	32	24	15	6	3	2	1	2	0	0	0	284						
	F	0	0	0	0	70	74	61	38	27	13	10	3	3	2	5	0	0	0	306						
Year 4	MF	0	0	0	0	1	77	77	47	27	21	18	17	4	7	13	5	0	0	314						
	M	0	0	0	0	0	35	36	25	17	7	8	4	2	3	5	4	0	0	146						
	F	0	0	0	0	1	42	41	22	10	14	10	13	2	4	8	1	0	0	168						
Year 5	MF	0	0	0	0	0	0	0	0	0	0	0	0	0	0	0	0	0	0	0						
	M	0	0	0	0	0	0	0	0	0	0	0	0	0	0	0	0	0	0	0						
	F	0	0	0	0	0	0	0	0	0	0	0	0	0	0	0	0	0	0	0						

## 3.1.10 HIGHER EDUCATION ENROLMENT BY AGE AND EDUCATION LEVEL, 2015

Education Level	Gender	Age (in years)																								Total
		16	17	18	19	20	21	22	23	24	25	26	27	28	29	30-34	35-39	≥ 40	Unknown							
PB	MF	28	104	130	286	249	172	125	78	78	48	43	8	3	6	2	5	4	1	0	1292					
	M	14	42	55	125	123	78	55	26	26	24	19	5	2	4	1	4	2	1	0	580					
	F	14	62	75	161	126	94	70	52	52	24	24	3	1	2	1	1	2	0	0	712					
Year 1	MF	28	104	128	263	172	85	28	19	6	6	0	1	1	1	0	3	1	0	0	845					
	M	14	42	54	119	97	47	13	5	4	3	0	1	0	0	0	3	0	0	0	402					
	F	14	62	74	144	75	38	15	14	14	2	3	0	0	1	0	0	1	0	0	443					
Year 2	MF	0	0	2	23	77	87	97	59	42	42	37	8	2	5	2	2	3	1	0	447					
	M	0	0	1	6	26	31	42	21	20	16	5	1	1	4	1	1	2	1	0	178					
	F	0	0	1	17	51	56	55	38	38	22	21	3	1	1	1	1	1	0	0	269					
Year 3	MF	0	0	0	0	0	0	0	0	0	0	0	0	0	0	0	0	0	0	0	0					
	M	0	0	0	0	0	0	0	0	0	0	0	0	0	0	0	0	0	0	0	0					
	F	0	0	0	0	0	0	0	0	0	0	0	0	0	0	0	0	0	0	0	0					
Year 4	MF	0	0	0	0	0	0	0	0	0	0	0	0	0	0	0	0	0	0	0	0					
	M	0	0	0	0	0	0	0	0	0	0	0	0	0	0	0	0	0	0	0	0					
	F	0	0	0	0	0	0	0	0	0	0	0	0	0	0	0	0	0	0	0	0					
Year 5	MF	0	0	0	0	0	0	0	0	0	0	0	0	0	0	0	0	0	0	0	0					
	M	0	0	0	0	0	0	0	0	0	0	0	0	0	0	0	0	0	0	0	0					
	F	0	0	0	0	0	0	0	0	0	0	0	0	0	0	0	0	0	0	0	0					

3.1.11 VOCATIONAL TECHNICAL ENROLMENT BY RACE AND EDUCATION LEVEL, 2015

Education Level	Gender	Race										
		Malay		Other Indigenous		Chinese		Others		Total		
		C	NC	C	NC	C	NC	C	NC	C	NC	CNC
<b>Vocational Technical Total</b>	<b>MF</b>	3390	8	182	4	131	19	42	3	3745	34	3779
	<b>M</b>	2023	3	102	1	94	11	21	0	2240	15	2255
	<b>F</b>	1367	5	80	3	37	8	21	3	1505	19	1524
Year 1	<b>MF</b>	2267	3	135	4	85	10	20	1	2507	18	2525
	<b>M</b>	1385	1	77	1	62	6	10	0	1534	8	1542
	<b>F</b>	882	2	58	3	23	4	10	1	973	10	983
Year 2	<b>MF</b>	1123	5	47	0	46	9	22	2	1238	16	1254
	<b>M</b>	638	2	25	0	32	5	11	0	706	7	713
	<b>F</b>	485	3	22	0	14	4	11	2	532	9	541
Year 3	<b>MF</b>	0	0	0	0	0	0	0	0	0	0	0
	<b>M</b>	0	0	0	0	0	0	0	0	0	0	0
	<b>F</b>	0	0	0	0	0	0	0	0	0	0	0
<b>MTSSR</b>	<b>MF</b>	651	6	16	0	17	0	0	0	684	6	690
	<b>M</b>	341	3	5	0	13	0	0	0	359	3	362
	<b>F</b>	310	3	11	0	4	0	0	0	325	3	328
Year 1	<b>MF</b>	358	2	12	0	11	0	0	0	381	2	383
	<b>M</b>	185	1	4	0	10	0	0	0	199	1	200
	<b>F</b>	173	1	8	0	1	0	0	0	182	1	183
Year 2	<b>MF</b>	293	4	4	0	6	0	0	0	303	4	307
	<b>M</b>	156	2	1	0	3	0	0	0	160	2	162
	<b>F</b>	137	2	3	0	3	0	0	0	143	2	145
Year 3	<b>MF</b>	0	0	0	0	0	0	0	0	0	0	0
	<b>M</b>	0	0	0	0	0	0	0	0	0	0	0
	<b>F</b>	0	0	0	0	0	0	0	0	0	0	0
<b>PLM</b>	<b>MF</b>	735	0	36	0	20	0	5	0	796	0	796
	<b>M</b>	620	0	30	0	17	0	4	0	671	0	671
	<b>F</b>	115	0	6	0	3	0	1	0	125	0	125
Year 1	<b>MF</b>	648	0	33	0	14	0	4	0	699	0	699
	<b>M</b>	541	0	27	0	12	0	3	0	583	0	583
	<b>F</b>	107	0	6	0	2	0	1	0	116	0	116
Year 2	<b>MF</b>	87	0	3	0	6	0	1	0	97	0	97
	<b>M</b>	79	0	3	0	5	0	1	0	88	0	88
	<b>F</b>	8	0	0	0	1	0	0	0	9	0	9
Year 3	<b>MF</b>	0	0	0	0	0	0	0	0	0	0	0
	<b>M</b>	0	0	0	0	0	0	0	0	0	0	0
	<b>F</b>	0	0	0	0	0	0	0	0	0	0	0
<b>SP</b>	<b>MF</b>	496	2	13	2	11	5	3	0	523	9	532
	<b>M</b>	185	0	1	0	4	1	2	0	192	1	193
	<b>F</b>	311	2	12	2	7	4	1	0	331	8	339
Year 1	<b>MF</b>	345	1	10	2	7	2	1	0	363	5	368
	<b>M</b>	118	0	1	0	3	0	1	0	123	0	123
	<b>F</b>	227	1	9	2	4	2	0	0	240	5	245
Year 2	<b>MF</b>	151	1	3	0	4	3	2	0	160	4	164
	<b>M</b>	67	0	0	0	1	1	1	0	69	1	70
	<b>F</b>	84	1	3	0	3	2	1	0	91	3	94
Year 3	<b>MF</b>	0	0	0	0	0	0	0	0	0	0	0
	<b>M</b>	0	0	0	0	0	0	0	0	0	0	0
	<b>F</b>	0	0	0	0	0	0	0	0	0	0	0

3.1.11 VOCATIONAL TECHNICAL ENROLMENT BY RACE AND EDUCATION LEVEL, 2015

Education Level	Gender	Race										
		Malay		Other Indigenous		Chinese		Others		Total		
		C	NC	C	NC	C	NC	C	NC	C	NC	CNC
<b>SVNR</b>	<b>MF</b>	547	0	28	0	21	8	0	1	596	9	605
	<b>M</b>	342	0	17	0	12	5	0	0	371	5	376
	<b>F</b>	205	0	11	0	9	3	0	1	225	4	229
Year 1	<b>MF</b>	364	0	18	0	17	3	0	0	399	3	402
	<b>M</b>	226	0	11	0	11	2	0	0	248	2	250
	<b>F</b>	138	0	7	0	6	1	0	0	151	1	152
Year 2	<b>MF</b>	183	0	10	0	4	5	0	1	197	6	203
	<b>M</b>	116	0	6	0	1	3	0	0	123	3	126
	<b>F</b>	67	0	4	0	3	2	0	1	74	3	77
Year 3	<b>MF</b>	0	0	0	0	0	0	0	0	0	0	0
	<b>M</b>	0	0	0	0	0	0	0	0	0	0	0
	<b>F</b>	0	0	0	0	0	0	0	0	0	0	0
<b>SVW</b>	<b>MF</b>	229	0	15	0	13	0	2	0	259	0	259
	<b>M</b>	105	0	4	0	7	0	0	0	116	0	116
	<b>F</b>	124	0	11	0	6	0	2	0	143	0	143
Year 1	<b>MF</b>	120	0	11	0	11	0	1	0	143	0	143
	<b>M</b>	58	0	3	0	5	0	0	0	66	0	66
	<b>F</b>	62	0	8	0	6	0	1	0	77	0	77
Year 2	<b>MF</b>	109	0	4	0	2	0	1	0	116	0	116
	<b>M</b>	47	0	1	0	2	0	0	0	50	0	50
	<b>F</b>	62	0	3	0	0	0	1	0	66	0	66
Year 3	<b>MF</b>	0	0	0	0	0	0	0	0	0	0	0
	<b>M</b>	0	0	0	0	0	0	0	0	0	0	0
	<b>F</b>	0	0	0	0	0	0	0	0	0	0	0
<b>MKJB</b>	<b>MF</b>	339	0	50	0	35	0	30	1	454	1	455
	<b>M</b>	221	0	30	0	29	0	15	0	295	0	295
	<b>F</b>	118	0	20	0	6	0	15	1	159	1	160
Year 1	<b>MF</b>	124	0	34	0	12	0	12	0	182	0	182
	<b>M</b>	88	0	20	0	10	0	6	0	124	0	124
	<b>F</b>	36	0	14	0	2	0	6	0	58	0	58
Year 2	<b>MF</b>	215	0	16	0	23	0	18	1	272	1	273
	<b>M</b>	133	0	10	0	19	0	9	0	171	0	171
	<b>F</b>	82	0	6	0	4	0	9	1	101	1	102
Year 3	<b>MF</b>	0	0	0	0	0	0	0	0	0	0	0
	<b>M</b>	0	0	0	0	0	0	0	0	0	0	0
	<b>F</b>	0	0	0	0	0	0	0	0	0	0	0
<b>SVSB</b>	<b>MF</b>	393	0	24	2	14	6	2	1	433	9	442
	<b>M</b>	209	0	15	1	12	5	0	0	236	6	242
	<b>F</b>	184	0	9	1	2	1	2	1	197	3	200
Year 1	<b>MF</b>	308	0	17	2	13	5	2	1	340	8	348
	<b>M</b>	169	0	11	1	11	4	0	0	191	5	196
	<b>F</b>	139	0	6	1	2	1	2	1	149	3	152
Year 2	<b>MF</b>	85	0	7	0	1	1	0	0	93	1	94
	<b>M</b>	40	0	4	0	1	1	0	0	45	1	46
	<b>F</b>	45	0	3	0	0	0	0	0	48	0	48
Year 3	<b>MF</b>	0	0	0	0	0	0	0	0	0	0	0
	<b>M</b>	0	0	0	0	0	0	0	0	0	0	0
	<b>F</b>	0	0	0	0	0	0	0	0	0	0	0





## 3.1.13 INTAKE, ENROLMENT AND GRADUATES OF VOCATIONAL TECHNICAL INSTITUTIONS BY AWARD LEVEL, 2015

Award Level	Intake			Enrolment			Graduates		
	MF	M	F	MF	M	F	MF	M	F
<b>Vocational Technical Total</b>	<b>2481</b>	<b>1511</b>	<b>970</b>	<b>3779</b>	<b>2255</b>	<b>1524</b>	<b>2086</b>	<b>1216</b>	<b>870</b>
<b>MTSSR</b>	<b>383</b>	<b>200</b>	<b>183</b>	<b>690</b>	<b>362</b>	<b>328</b>	<b>333</b>	<b>181</b>	<b>152</b>
BDTVEC Diploma	126	72	54	396	218	178	190	104	86
IBTE HNTec	132	71	61	132	71	61	0	0	0
IBTE NTec	82	35	47	82	35	47	27	14	13
BDTVEC Skill Certificate 3	43	22	21	80	38	42	69	39	30
BDTVEC Skill Certificate 2	0	0	0	0	0	0	47	24	23
Industrial Skill Qualification Bridging Programme	0	0	0	0	0	0	0	0	0
<b>PLM</b>	<b>699</b>	<b>583</b>	<b>116</b>	<b>796</b>	<b>671</b>	<b>125</b>	<b>524</b>	<b>436</b>	<b>88</b>
BDTVEC Diploma	0	0	0	78	71	7	22	18	4
IBTE HNTec	49	45	4	49	45	4	0	0	0
IBTE NTec	110	83	27	110	83	27	0	0	0
BDTVEC Skill Certificate 3	33	29	4	52	46	6	55	53	2
BDTVEC Skill Certificate 2	0	0	0	0	0	0	35	30	5
Industrial Skill Qualification Bridging Programme	507	426	81	507	426	81	412	335	77
<b>SP</b>	<b>368</b>	<b>123</b>	<b>245</b>	<b>532</b>	<b>193</b>	<b>339</b>	<b>257</b>	<b>88</b>	<b>169</b>
BDTVEC Diploma	0	0	0	164	70	94	114	37	77
IBTE HNTec	195	65	130	195	65	130	0	0	0
IBTE NTec	173	58	115	173	58	115	0	0	0
BDTVEC Skill Certificate 3	0	0	0	0	0	0	97	33	64
BDTVEC Skill Certificate 2	0	0	0	0	0	0	46	18	28
Industrial Skill Qualification Bridging Programme	0	0	0	0	0	0	0	0	0
<b>SVNR</b>	<b>364</b>	<b>221</b>	<b>143</b>	<b>605</b>	<b>376</b>	<b>229</b>	<b>324</b>	<b>185</b>	<b>139</b>
BDTVEC Diploma	65	40	25	243	151	92	107	61	46
IBTE HNTec	87	58	29	134	92	42	36	25	11
IBTE NTec	18	16	2	18	16	2	0	0	0
BDTVEC Skill Certificate 3	87	54	33	95	58	37	66	25	41
BDTVEC Skill Certificate 2	107	53	54	115	59	56	98	58	40
Industrial Skill Qualification Bridging Programme	0	0	0	0	0	0	0	0	0
<b>SVW</b>	<b>137</b>	<b>64</b>	<b>73</b>	<b>259</b>	<b>116</b>	<b>143</b>	<b>126</b>	<b>42</b>	<b>84</b>
BDTVEC Diploma	35	11	24	156	63	93	47	11	36
IBTE HNTec	33	13	20	33	13	20	0	0	0
IBTE NTec	69	40	29	69	40	29	0	0	0
BDTVEC Skill Certificate 3	0	0	0	0	0	0	47	15	32
BDTVEC Skill Certificate 2	0	0	0	1	0	1	32	16	16
Industrial Skill Qualification Bridging Programme	0	0	0	0	0	0	0	0	0
<b>MKJB</b>	<b>182</b>	<b>124</b>	<b>58</b>	<b>455</b>	<b>295</b>	<b>160</b>	<b>250</b>	<b>151</b>	<b>99</b>
BDTVEC Diploma	31	29	2	211	137	74	167	107	60
IBTE HNTec	151	95	56	204	123	81	83	44	39
IBTE NTec	0	0	0	40	35	5	0	0	0
BDTVEC Skill Certificate 3	0	0	0	0	0	0	0	0	0
BDTVEC Skill Certificate 2	0	0	0	0	0	0	0	0	0
Industrial Skill Qualification Bridging Programme	0	0	0	0	0	0	0	0	0
<b>SVSB</b>	<b>348</b>	<b>196</b>	<b>152</b>	<b>442</b>	<b>242</b>	<b>200</b>	<b>272</b>	<b>133</b>	<b>139</b>
BDTVEC Diploma	36	32	4	108	60	48	56	26	30
IBTE HNTec	97	38	59	110	50	60	0	0	0
IBTE NTec	103	44	59	103	44	59	0	0	0
BDTVEC Skill Certificate 3	46	39	7	55	45	10	128	72	56
BDTVEC Skill Certificate 2	66	43	23	66	43	23	0	0	0
Industrial Skill Qualification Bridging Programme	0	0	0	0	0	0	88	35	53
	0	0	0	0	0	0	0	0	0

## 3.1.14 ENROLMENT OF VOCATIONAL TECHNICAL INSTITUTION BY AWARD LEVEL, 2015

Award Level	Year 1			Year 2			Year 3			Total		
	MF	M	F	MF	M	F	MF	M	F	MF	M	F
<b>Vocational Technical Total</b>	<b>2525</b>	<b>1542</b>	<b>983</b>	<b>1254</b>	<b>713</b>	<b>541</b>	<b>0</b>	<b>0</b>	<b>0</b>	<b>3779</b>	<b>2255</b>	<b>1524</b>
<b>MTSSR</b>	<b>383</b>	<b>200</b>	<b>183</b>	<b>307</b>	<b>162</b>	<b>145</b>	<b>0</b>	<b>0</b>	<b>0</b>	<b>690</b>	<b>362</b>	<b>328</b>
BDTVEC Diploma	126	72	54	270	146	124	0	0	0	396	218	178
IBTE HNTec	132	71	61	0	0	0	0	0	0	132	71	61
IBTE NTec	82	35	47	0	0	0	0	0	0	82	35	47
BDTVEC Skill Certificate 3	43	22	21	37	16	21	0	0	0	80	38	42
BDTVEC Skill Certificate 2	0	0	0	0	0	0	0	0	0	0	0	0
Industrial Skill Qualification	0	0	0	0	0	0	0	0	0	0	0	0
<b>PLM</b>	<b>699</b>	<b>583</b>	<b>116</b>	<b>97</b>	<b>88</b>	<b>9</b>	<b>0</b>	<b>0</b>	<b>0</b>	<b>796</b>	<b>671</b>	<b>125</b>
BDTVEC Diploma	0	0	0	78	71	7	0	0	0	78	71	7
IBTE HNTec	49	45	4	0	0	0	0	0	0	49	45	4
IBTE NTec	110	83	27	0	0	0	0	0	0	110	83	27
BDTVEC Skill Certificate 3	33	29	4	19	17	2	0	0	0	52	46	6
BDTVEC Skill Certificate 2	0	0	0	0	0	0	0	0	0	0	0	0
Industrial Skill Qualification	507	426	81	0	0	0	0	0	0	507	426	81
<b>SP</b>	<b>368</b>	<b>123</b>	<b>245</b>	<b>164</b>	<b>70</b>	<b>94</b>	<b>0</b>	<b>0</b>	<b>0</b>	<b>532</b>	<b>193</b>	<b>339</b>
BDTVEC Diploma	0	0	0	164	70	94	0	0	0	164	70	94
IBTE HNTec	195	65	130	0	0	0	0	0	0	195	65	130
IBTE NTec	173	58	115	0	0	0	0	0	0	173	58	115
BDTVEC Skill Certificate 3	0	0	0	0	0	0	0	0	0	0	0	0
BDTVEC Skill Certificate 2	0	0	0	0	0	0	0	0	0	0	0	0
Industrial Skill Qualification	0	0	0	0	0	0	0	0	0	0	0	0
<b>SVNR</b>	<b>402</b>	<b>250</b>	<b>152</b>	<b>203</b>	<b>126</b>	<b>77</b>	<b>0</b>	<b>0</b>	<b>0</b>	<b>605</b>	<b>376</b>	<b>229</b>
BDTVEC Diploma	65	40	25	178	111	67	0	0	0	243	151	92
IBTE HNTec	109	77	32	25	15	10	0	0	0	134	92	42
IBTE NTec	18	16	2	0	0	0	0	0	0	18	16	2
BDTVEC Skill Certificate 3	95	58	37	0	0	0	0	0	0	95	58	37
BDTVEC Skill Certificate 2	115	59	56	0	0	0	0	0	0	115	59	56
Industrial Skill Qualification	0	0	0	0	0	0	0	0	0	0	0	0
<b>SVW</b>	<b>143</b>	<b>66</b>	<b>77</b>	<b>116</b>	<b>50</b>	<b>66</b>	<b>0</b>	<b>0</b>	<b>0</b>	<b>259</b>	<b>116</b>	<b>143</b>
BDTVEC Diploma	40	13	27	116	50	66	0	0	0	156	63	93
IBTE HNTec	33	13	20	0	0	0	0	0	0	33	13	20
IBTE NTec	69	40	29	0	0	0	0	0	0	69	40	29
BDTVEC Skill Certificate 3	0	0	0	0	0	0	0	0	0	0	0	0
BDTVEC Skill Certificate 2	1	0	1	0	0	0	0	0	0	1	0	1
Industrial Skill Qualification	0	0	0	0	0	0	0	0	0	0	0	0
<b>MKJB</b>	<b>182</b>	<b>124</b>	<b>58</b>	<b>273</b>	<b>171</b>	<b>102</b>	<b>0</b>	<b>0</b>	<b>0</b>	<b>455</b>	<b>295</b>	<b>160</b>
BDTVEC Diploma	31	29	2	180	108	72	0	0	0	211	137	74
IBTE HNTec	151	95	56	53	28	25	0	0	0	204	123	81
IBTE NTec	0	0	0	40	35	5	0	0	0	40	35	5
BDTVEC Skill Certificate 3	0	0	0	0	0	0	0	0	0	0	0	0
BDTVEC Skill Certificate 2	0	0	0	0	0	0	0	0	0	0	0	0
Industrial Skill Qualification	0	0	0	0	0	0	0	0	0	0	0	0
<b>SVSB</b>	<b>348</b>	<b>196</b>	<b>152</b>	<b>94</b>	<b>46</b>	<b>48</b>	<b>0</b>	<b>0</b>	<b>0</b>	<b>442</b>	<b>242</b>	<b>200</b>
BDTVEC Diploma	36	32	4	72	28	44	0	0	0	108	60	48
IBTE HNTec	97	38	59	13	12	1	0	0	0	110	50	60
IBTE NTec	103	44	59	0	0	0	0	0	0	103	44	59
BDTVEC Skill Certificate 3	46	39	7	9	6	3	0	0	0	55	45	10
BDTVEC Skill Certificate 2	66	43	23	0	0	0	0	0	0	66	43	23
Industrial Skill Qualification	0	0	0	0	0	0	0	0	0	0	0	0

**3.1.15 ENROLMENT OF VOCATIONAL TECHNICAL INSTITUTIONS BY COURSES / PROGRAMMES, 2015**
**3.1.15.1 MAKTAB TEKNIK SULTAN SAIFUL RIJAL (MTSSR)**

Courses / Programmes	Year 1			Year 2			Year 3			Total		
	MF	M	F	MF	M	F	MF	M	F	MF	M	F
<b>Total</b>	<b>383</b>	<b>200</b>	<b>183</b>	<b>307</b>	<b>162</b>	<b>145</b>	<b>0</b>	<b>0</b>	<b>0</b>	<b>690</b>	<b>362</b>	<b>328</b>
BDTVEC Diploma in Aircraft Maintenance Eng (Airframe/Engine)	10	8	2	26	20	6	0	0	0	36	28	8
BDTVEC Diploma in Aircraft Maintenance Eng (Avionics)	8	5	3	26	19	7	0	0	0	34	24	10
BDTVEC Diploma in Audio and Video System	22	12	10	39	27	12	0	0	0	61	39	22
BDTVEC Diploma in Electronic and Communication Eng	17	14	3	20	14	6	0	0	0	37	28	9
BDTVEC Diploma in Hotel and Catering Management	44	23	21	32	9	23	0	0	0	76	32	44
BDTVEC Diploma in Information and Library Science	25	10	15	20	5	15	0	0	0	45	15	30
BDTVEC Diploma in Information Technology	0	0	0	71	37	34	0	0	0	71	37	34
BDTVEC Diploma in Travel and Tourism Services	0	0	0	36	15	21	0	0	0	36	15	21
BDTVEC Skill Certificate 3 Apprenticeship in Professional Cookery and Services	0	0	0	37	16	21	0	0	0	37	16	21
BDTVEC Skill Certificate 3 in Aircraft Support Engineering	13	9	4	0	0	0	0	0	0	13	9	4
BDTVEC Skill Certificate 3 in Basic Aircraft Engineering	14	8	6	0	0	0	0	0	0	14	8	6
BDTVEC Skill Certificate 3 in Food & Beverage Production & Service	16	5	11	0	0	0	0	0	0	16	5	11
IBTE HNTec Apprenticeship in Telecommunication and Information	16	11	5	0	0	0	0	0	0	16	11	5
IBTE HNTec in Information Technology	76	43	33	0	0	0	0	0	0	76	43	33
IBTE HNTec in Travel and Tourism Services	40	17	23	0	0	0	0	0	0	40	17	23
IBTE NTec Apprenticeship in Professional Cookery and Services	40	17	23	0	0	0	0	0	0	40	17	23
IBTE NTec in Culinary Operations	20	9	11	0	0	0	0	0	0	20	9	11
IBTE NTec in Information Technology	22	9	13	0	0	0	0	0	0	22	9	13

**3.1.15 ENROLMENT OF VOCATIONAL TECHNICAL INSTITUTIONS BY COURSES / PROGRAMMES, 2015**
**3.1.15.2 PUSAT LATIHAN MEKANIK (PLM)**

Courses / Programmes	Year 1			Year 2			Year 3			Total		
	MF	M	F	MF	M	F	MF	M	F	MF	M	F
<b>Total</b>	<b>699</b>	<b>583</b>	<b>116</b>	<b>97</b>	<b>88</b>	<b>9</b>	<b>0</b>	<b>0</b>	<b>0</b>	<b>796</b>	<b>671</b>	<b>125</b>
Diploma in Automotive Engineering	0	0	0	64	61	3	0	0	0	64	61	3
Diploma in Vehicle Body Repair	0	0	0	14	10	4	0	0	0	14	10	4
HNTec in Automotive Technology	49	45	4	0	0	0	0	0	0	49	45	4
Skill Certificate 3 in Heavy Construction Machinery Mechanics	20	18	2	0	0	0	0	0	0	20	18	2
Skill Certificate 3 in Vehicle Body Repair	13	11	2	0	0	0	0	0	0	13	11	2
Skill Certificate 3 in Apprenticeship in Automotive Technician	0	0	0	19	17	2	0	0	0	19	17	2
Ntec in Heavy Vehicle Mechanic	22	20	2	0	0	0	0	0	0	22	20	2
Ntec in Light Vehicle Mechanic	44	36	8	0	0	0	0	0	0	44	36	8
Ntec in Apprenticeship in Automotive Technician	44	27	17	0	0	0	0	0	0	44	27	17
Industrial Skill Qualification in Industrial Blaster Painter	63	51	12	0	0	0	0	0	0	63	51	12
Industrial Skill Qualification in Marker/ Fitter	58	29	29	0	0	0	0	0	0	58	29	29
Industrial Skill Qualification in Heavy Vehicle Driver	40	39	1	0	0	0	0	0	0	40	39	1
Industrial Skill Qualification in Rigger	87	79	8	0	0	0	0	0	0	87	79	8
Industrial Skill Qualification in Scaffolder	157	157	0	0	0	0	0	0	0	157	157	0
Industrial Skill Qualification in Welder	102	71	31	0	0	0	0	0	0	102	71	31

**3.1.15.3 SEKOLAH PERDAGANGAN (SP)**

Courses / Programmes	Year 1			Year 2			Year 3			Total		
	MF	M	F	MF	M	F	MF	M	F	MF	M	F
<b>Total</b>	<b>368</b>	<b>123</b>	<b>245</b>	<b>164</b>	<b>70</b>	<b>94</b>	<b>0</b>	<b>0</b>	<b>0</b>	<b>532</b>	<b>193</b>	<b>339</b>
HNTec in Business and Finance	139	49	90	0	0	0	0	0	0	139	49	90
HNTec in Office Administration	56	16	40	0	0	0	0	0	0	56	16	40
Ntec in Business and Administration	173	58	115	0	0	0	0	0	0	173	58	115
Diploma in Business and Finance	0	0	0	76	41	35	0	0	0	76	41	35
Diploma in Business (Accountancy)	0	0	0	33	13	20	0	0	0	33	13	20
Diploma in Business (Entrepreneurship)	0	0	0	11	6	5	0	0	0	11	6	5
Diploma in Office Administration	0	0	0	44	10	34	0	0	0	44	10	34

**3.1.15 ENROLMENT OF VOCATIONAL TECHNICAL INSTITUTIONS BY COURSES / PROGRAMMES, 2015**
**3.1.15.4 SEKOLAH VOKASIONAL NAKHODA RAGAM (SVNR)**

Courses / Programmes	Year 1			Year 2			Year 3			Total		
	MF	M	F	MF	M	F	MF	M	F	MF	M	F
<b>Total</b>	<b>402</b>	<b>250</b>	<b>152</b>	<b>203</b>	<b>126</b>	<b>77</b>	<b>0</b>	<b>0</b>	<b>0</b>	<b>605</b>	<b>376</b>	<b>229</b>
Diploma in Geomatics	21	12	9	24	13	11	0	0	0	45	25	20
Diploma in Planning & Development	12	5	7	24	15	9	0	0	0	36	20	16
Diploma in Interior Design	32	23	9	0	0	0	0	0	0	32	23	9
Diploma in Electrical & Electronic Engineering	0	0	0	23	13	10	0	0	0	23	13	10
Diploma in Construction	0	0	0	60	42	18	0	0	0	60	42	18
Diploma in Intetrior Design	0	0	0	47	28	19	0	0	0	47	28	19
Hntec in Electrical Engineering	40	28	12	25	15	10	0	0	0	65	43	22
Hntec in Construction Engineering	69	49	20	0	0	0	0	0	0	69	49	20
Ntec in Electrical Engineering	18	16	2	0	0	0	0	0	0	18	16	2
Sc3 in Cosmetology	3	1	2	0	0	0	0	0	0	3	1	2
Sc3 in Communication Technology	31	17	14	0	0	0	0	0	0	31	17	14
Sc3 in Electrical & Electrical Engineering	35	24	11	0	0	0	0	0	0	35	24	11
Sc3 in Building Craft	26	16	10	0	0	0	0	0	0	26	16	10
Sc2 in Cosmetology	12	0	12	0	0	0	0	0	0	12	0	12
Sc2 in Communication Technology	26	16	10	0	0	0	0	0	0	26	16	10
Sc2 in Building Craft	77	43	34	0	0	0	0	0	0	77	43	34

**3.1.15.5 SEKOLAH VOKASIONAL WASAN (SVW)**

Courses / Programmes	Year 1			Year 2			Year 3			Total		
	MF	M	F	MF	M	F	MF	M	F	MF	M	F
<b>Total</b>	<b>143</b>	<b>66</b>	<b>77</b>	<b>116</b>	<b>50</b>	<b>66</b>	<b>0</b>	<b>0</b>	<b>0</b>	<b>259</b>	<b>116</b>	<b>143</b>
Diploma in Agriculture Science	13	6	7	31	18	13	0	0	0	44	24	20
Diploma in Aquaculture and Fisheries	11	4	7	22	13	9	0	0	0	33	17	16
Diploma in Food Science and Technology	12	2	10	24	7	17	0	0	0	36	9	27
Diploma For Pharmacy Technician	2	1	1	6	1	5	0	0	0	8	2	6
Diploma in Science	2	0	2	24	8	16	0	0	0	26	8	18
Diploma in Veterinary Science	0	0	0	9	3	6	0	0	0	9	3	6
HNTec in Pharmacy Technician	15	6	9	0	0	0	0	0	0	15	6	9
HNTec in Laboratory Science	18	7	11	0	0	0	0	0	0	18	7	11
Skill Certificate 2 in Fish Husbandry	1	0	1	0	0	0	0	0	0	1	0	1
NTec in Aquaculture	26	17	9	0	0	0	0	0	0	26	17	9
NTec in Crop Production	19	12	7	0	0	0	0	0	0	19	12	7
NTec in Food Processing	24	11	13	0	0	0	0	0	0	24	11	13

**3.1.15 ENROLMENT OF VOCATIONAL TECHNICAL INSTITUTIONS BY COURSES / PROGRAMMES, 2015**
**3.1.15.6 MAKTAB KEJURUTERAAN JEFRI BOLKIAH (MKJB)**

Courses / Programmes	Year 1			Year 2			Year 3			Total		
	MF	M	F	MF	M	F	MF	M	F	MF	M	F
<b>Total</b>	<b>182</b>	<b>124</b>	<b>58</b>	<b>273</b>	<b>171</b>	<b>102</b>	<b>0</b>	<b>0</b>	<b>0</b>	<b>455</b>	<b>295</b>	<b>160</b>
NTec in Plant Engineering	0	0	0	40	35	5	0	0	0	40	35	5
HNTec in Plant Engineering	8	5	3	30	14	16	0	0	0	38	19	19
HNTec in Instrumentation & Control Engineering	23	13	10	23	14	9	0	0	0	46	27	19
HNTec in Building Services Engineering	60	38	22	0	0	0	0	0	0	60	38	22
HNTec in Computer Networking	25	15	10	0	0	0	0	0	0	25	15	10
HNTec in Information Technology	35	24	11	0	0	0	0	0	0	35	24	11
Diploma in Building Services Engineering	0	0	0	49	24	25	0	0	0	49	24	25
Diploma in Computer Engineering	0	0	0	25	13	12	0	0	0	25	13	12
Diploma in Computer Networking	0	0	0	25	10	15	0	0	0	25	10	15
Diploma in Marine Engineering	16	15	1	57	46	11	0	0	0	73	61	12
Diploma in Mechatronic Engineering	0	0	0	24	15	9	0	0	0	24	15	9
Diploma in Nautical Studies	15	14	1	0	0	0	0	0	0	15	14	1

### 3.1.15 ENROLMENT OF VOCATIONAL TECHNICAL INSTITUTIONS BY COURSES / PROGRAMMES, 2015

#### 3.1.15.7 SEKOLAH VOKASIONAL SULTAN BOLKIAH (SVSB)

Courses / Programmes	Year 1			Year 2			Year 3			Total		
	MF	M	F	MF	M	F	MF	M	F	MF	M	F
<b>Total</b>	<b>348</b>	<b>196</b>	<b>152</b>	<b>94</b>	<b>46</b>	<b>48</b>	<b>0</b>	<b>0</b>	<b>0</b>	<b>442</b>	<b>242</b>	<b>200</b>
Diploma in Fabrication and Welding Engineering	36	32	4	23	15	8	0	0	0	59	47	12
Diploma in Business and Finance	0	0	0	18	3	15	0	0	0	18	3	15
Diploma in Business (Marketing)	0	0	0	17	2	15	0	0	0	17	2	15
Diploma in Information Technology	0	0	0	14	8	6	0	0	0	14	8	6
HNTec in Business and Finance	51	14	37	0	0	0	0	0	0	51	14	37
HNTec in Information Technology	34	14	20	0	0	0	0	0	0	34	14	20
HNTec in Mechanical Engineering	12	10	2	13	12	1	0	0	0	25	22	3
NTec in Business and Office Administration	51	12	39	0	0	0	0	0	0	51	12	39
NTec in Information Technology	41	23	18	0	0	0	0	0	0	41	23	18
Ntec in Apprenticeship in Refrigeration and Air-Conditioning	11	9	2	0	0	0	0	0	0	11	9	2
SC3 in Precision Machining	20	15	5	0	0	0	0	0	0	20	15	5
SC3 in Industrial Machinery and Maintenance	26	24	2	0	0	0	0	0	0	26	24	2
SC3 in Apprenticeship in Refrigeration and Air-Conditioning	0	0	0	9	6	3	0	0	0	9	6	3
SC2 in Precision Machining	16	10	6	0	0	0	0	0	0	16	10	6
SC2 in Industrial Machinery and Maintenance	17	14	3	0	0	0	0	0	0	17	14	3
SC2 in Building Services Engineering	16	6	10	0	0	0	0	0	0	16	6	10
SC2 in Fabrication and Welding Engineering	17	13	4	0	0	0	0	0	0	17	13	4

### 3.1.16 INTAKE, ENROLMENT AND GRADUATES OF HIGHER EDUCATION INSTITUTIONS BY AWARD LEVEL, 2015

Field of Education	Intake			Enrolment			Graduates		
	MF	M	F	MF	M	F	MF	M	F
<b>Higher Education Total</b>	<b>3141</b>	<b>1229</b>	<b>1912</b>	<b>9417</b>	<b>3557</b>	<b>5860</b>	<b>1950</b>	<b>678</b>	<b>1272</b>
<b>Doctor of Philosophy Total</b>	<b>54</b>	<b>30</b>	<b>24</b>	<b>168</b>	<b>92</b>	<b>76</b>	<b>24</b>	<b>21</b>	<b>3</b>
Teacher Training	9	3	6	24	7	17	0	0	0
Art and Humanities	19	12	7	64	39	25	5	4	1
Social and Behavioural Sciences	6	5	1	11	9	2	4	3	1
Business and Administration	1	0	1	2	1	1	4	4	0
Life Sciences	2	1	1	15	5	10	2	2	0
Physical Sciences	4	4	0	15	10	5	3	2	1
Mathematics and Statistics	0	0	0	4	3	1	1	1	0
Computing	1	1	0	9	8	1	3	3	0
Engineering and Engineering Trades	6	3	3	15	8	7	2	2	0
Health	6	1	5	9	2	7	0	0	0
<b>Master's Degree Total</b>	<b>423</b>	<b>103</b>	<b>320</b>	<b>816</b>	<b>215</b>	<b>601</b>	<b>425</b>	<b>112</b>	<b>313</b>
Teacher Training	152	33	119	270	54	216	167	28	139
Art and Humanities	76	16	60	195	63	132	89	23	66
Social and Behavioural Sciences	10	4	6	12	4	8	13	6	7
Business and Administration	118	33	85	232	62	170	122	45	77
Physical Sciences	13	2	11	18	4	14	0	0	0
Life Sciences	7	4	3	11	4	7	2	2	0
Mathematics and Statistics	7	3	4	10	3	7	1	0	1
Engineering and Engineering Trades	16	4	12	22	8	14	12	4	8
Computing	1	0	1	4	2	2	2	1	1
Health	16	4	12	25	8	17	8	0	8
Social Care	7	0	7	17	3	14	8	3	5
Electrical and Communication Engineering	0	0	0	0	0	0	1	0	1
<b>Post Graduate Diploma / Certificate Total</b>	<b>0</b>	<b>0</b>	<b>0</b>	<b>0</b>	<b>0</b>	<b>0</b>	<b>10</b>	<b>3</b>	<b>7</b>
Art and Humanities	0	0	0	0	0	0	6	1	5
Law	0	0	0	0	0	0	4	2	2
<b>Bachelor's Degree Total</b>	<b>1452</b>	<b>551</b>	<b>901</b>	<b>6016</b>	<b>2154</b>	<b>3862</b>	<b>829</b>	<b>256</b>	<b>573</b>
Art and Humanities	545	195	350	2072	703	1369	355	106	249
Civil Engineering	29	11	18	129	54	75	0	0	0
Business and Administration	274	89	185	1300	384	916	185	46	139
Law	45	6	39	152	34	118	0	0	0
Physical Sciences	302	118	184	1193	416	777	158	53	105
Computing	33	19	14	204	112	92	37	18	19
Electrical and Communication Engineering	15	11	4	97	57	40	19	9	10
Engineering and Engineering Trades	127	75	52	515	285	230	26	11	15
Media	19	12	7	71	35	36	0	0	0
Health	63	15	48	283	74	209	49	13	36
<b>Higher National Diploma Total</b>	<b>12</b>	<b>6</b>	<b>6</b>	<b>464</b>	<b>247</b>	<b>217</b>	<b>268</b>	<b>120</b>	<b>148</b>
Art and Humanities	12	6	6	17	10	7	0	0	0
Business and Administration	0	0	0	0	0	0	66	14	52
Civil Engineering	0	0	0	159	77	82	43	19	24
Computing	0	0	0	0	0	0	52	26	26
Electrical and Communication Engineering	0	0	0	172	97	75	41	22	19
Engineering and Engineering Trades	0	0	0	116	63	53	66	39	27

### 3.1.16 INTAKE, ENROLMENT AND GRADUATES OF HIGHER EDUCATION INSTITUTIONS BY AWARD LEVEL, 2015

Field of Education	Intake			Enrolment			Graduates		
	MF	M	F	MF	M	F	MF	M	F
<b>Advanced Diploma Total</b>	<b>14</b>	<b>0</b>	<b>14</b>	<b>461</b>	<b>178</b>	<b>283</b>	<b>316</b>	<b>143</b>	<b>173</b>
Science and Engineering	0	0	0	79	33	46	24	15	9
Business	0	0	0	189	58	131	195	84	111
Information and Communication Technology	0	0	0	179	87	92	97	44	53
Health	14	0	14	14	0	14	0	0	0
<b>* Diploma Total</b>	<b>30</b>	<b>10</b>	<b>20</b>	<b>115</b>	<b>32</b>	<b>83</b>	<b>78</b>	<b>23</b>	<b>55</b>
Teacher Training	21	8	13	21	8	13	20	7	13
Art and Humanities	0	0	0	0	0	0	2	1	1
Health	0	0	0	79	19	60	42	9	33
Law	9	2	7	15	5	10	14	6	8
<b>Diploma Level 5 Total</b>	<b>728</b>	<b>371</b>	<b>357</b>	<b>728</b>	<b>371</b>	<b>357</b>	<b>0</b>	<b>0</b>	<b>0</b>
Science and Engineering	324	167	157	324	167	157	0	0	0
Business	161	58	103	161	58	103	0	0	0
Information and Communication Technology	243	146	97	243	146	97	0	0	0
<b>** Diploma Level 4 Total</b>	<b>117</b>	<b>31</b>	<b>86</b>	<b>117</b>	<b>31</b>	<b>86</b>	<b>0</b>	<b>0</b>	<b>0</b>
Health	117	31	86	117	31	86	0	0	0
<b>** Certificate Total</b>	<b>35</b>	<b>24</b>	<b>11</b>	<b>35</b>	<b>24</b>	<b>11</b>	<b>0</b>	<b>0</b>	<b>0</b>
Law	35	24	11	35	24	11	0	0	0
<b>Bridging and Foundation Programme</b>	<b>276</b>	<b>103</b>	<b>173</b>	<b>497</b>	<b>213</b>	<b>284</b>	<b>0</b>	<b>0</b>	<b>0</b>
University Bridging Programme	256	91	165	256	91	165	0	0	0
Bridging English Course	20	12	8	20	12	8	0	0	0
Foundation Degree in Process Engineering	0	0	0	106	34	72	0	0	0
Foundation Degree in Mechanical Engineering	0	0	0	115	76	39	0	0	0

**Note:**

\* - Advanced Diploma, Diploma and Diploma Level 5 are considered equivalent to HND.

\*\* - Diploma Level 4 and Certificate are considered equivalent to HNC.

### 3.1.17 INTAKE, ENROLMENT AND GRADUATES OF HIGHER EDUCATION INSTITUTIONS BY FIELD OF EDUCATION, 2015

#### 3.1.17.1 UNIVERSITI BRUNEI DARUSSALAM (UBD)

Field of Education	Intake			Enrolment			Graduates		
	MF	M	F	MF	M	F	MF	M	F
<b>UBD TOTAL</b>	<b>1754</b>	<b>579</b>	<b>1175</b>	<b>5292</b>	<b>1693</b>	<b>3599</b>	<b>1126</b>	<b>322</b>	<b>804</b>
<b>Doctor of Philosophy Total</b>	<b>48</b>	<b>24</b>	<b>24</b>	<b>154</b>	<b>81</b>	<b>73</b>	<b>20</b>	<b>18</b>	<b>2</b>
<b>Teacher Training</b>	<b>9</b>	<b>3</b>	<b>6</b>	<b>24</b>	<b>7</b>	<b>17</b>	<b>0</b>	<b>0</b>	<b>0</b>
Ph.D. in Education	9	3	6	24	7	17	0	0	0
<b>Arts and Humanities</b>	<b>13</b>	<b>6</b>	<b>7</b>	<b>50</b>	<b>28</b>	<b>22</b>	<b>1</b>	<b>1</b>	<b>0</b>
Ph.D. in Arts	0	0	0	1	1	0	0	0	0
Ph.D. in Brunei Studies	1	1	0	5	4	1	0	0	0
Ph.D. in Asian Studies	0	0	0	5	3	2	0	0	0
Ph.D. in English Literature	0	0	0	0	0	0	0	0	0
Ph.D. in Environmental Studies	0	0	0	1	0	1	0	0	0
Ph.D. in History	2	0	2	3	0	3	0	0	0
Ph.D. in Applied Linguistic	0	0	0	4	1	3	1	1	0
Ph.D. in Islamic Civilization and Contemporary Issues	7	4	3	20	15	5	0	0	0
Ph.D. in Malay Literature	0	0	0	1	0	1	0	0	0
Ph.D. in Malay Language & Linguistics	2	1	1	6	3	3	0	0	0
Ph.D. in Professional Communication And The New Media	1	0	1	4	1	3	0	0	0
<b>Social and Behavioural Sciences</b>	<b>6</b>	<b>5</b>	<b>1</b>	<b>11</b>	<b>9</b>	<b>2</b>	<b>4</b>	<b>3</b>	<b>1</b>
Ph.D. in Economics	1	1	0	4	3	1	2	1	1
Ph.D. in Anthropology	5	4	1	5	4	1	1	1	0
Ph.D. in Geography	0	0	0	2	2	0	0	0	0
Ph.D. in Sociology	0	0	0	0	0	0	1	1	0
<b>Business and Administration</b>	<b>1</b>	<b>0</b>	<b>1</b>	<b>2</b>	<b>1</b>	<b>1</b>	<b>4</b>	<b>4</b>	<b>0</b>
Ph.D. in Business Administration	0	0	0	0	0	0	1	1	0
Ph.D. in Finance	0	0	0	0	0	0	0	0	0
Ph.D. in Public Policy	0	0	0	0	0	0	2	2	0
Ph.D. in Management Studies	1	0	1	2	1	1	1	1	0
<b>Life Sciences</b>	<b>2</b>	<b>1</b>	<b>1</b>	<b>15</b>	<b>5</b>	<b>10</b>	<b>2</b>	<b>2</b>	<b>0</b>
Ph.D. in Biology	1	1	0	9	2	7	2	2	0
Ph.D. in Biological Science	0	0	0	1	1	0	0	0	0
Ph.D. in Biodiversity	0	0	0	1	1	0	0	0	0
Ph.D. in Biotechnology	1	0	1	4	1	3	0	0	0
<b>Physical Sciences</b>	<b>4</b>	<b>4</b>	<b>0</b>	<b>15</b>	<b>10</b>	<b>5</b>	<b>3</b>	<b>2</b>	<b>1</b>
Ph.D. in Chemistry	0	0	0	9	4	5	2	1	1
Ph.D. in Physics	0	0	0	0	0	0	0	0	0
Ph.D. in Applied Physics By Research	2	2	0	4	4	0	1	1	0
Ph.D. in Petroleum Geoscience	2	2	0	2	2	0	0	0	0
<b>Mathematics and Statistics</b>	<b>0</b>	<b>0</b>	<b>0</b>	<b>4</b>	<b>3</b>	<b>1</b>	<b>1</b>	<b>1</b>	<b>0</b>
Ph.D. in Mathematics	0	0	0	4	3	1	1	1	0
<b>Computing</b>	<b>1</b>	<b>1</b>	<b>0</b>	<b>9</b>	<b>8</b>	<b>1</b>	<b>3</b>	<b>3</b>	<b>0</b>
Ph.D. in Computer Science	1	1	0	9	8	1	3	3	0
<b>Engineering and Engineering Trades</b>	<b>6</b>	<b>3</b>	<b>3</b>	<b>15</b>	<b>8</b>	<b>7</b>	<b>2</b>	<b>2</b>	<b>0</b>
Ph.D. in Engineering	2	1	1	2	1	1	0	0	0
Ph.D. in Systems Engineering	2	1	1	2	1	1	0	0	0
Ph.D. in Energy Studies	2	1	1	11	6	5	2	2	0
<b>Health</b>	<b>6</b>	<b>1</b>	<b>5</b>	<b>9</b>	<b>2</b>	<b>7</b>	<b>0</b>	<b>0</b>	<b>0</b>
Ph.D. in Biomedical Science	4	1	3	4	1	3	0	0	0
Ph.D. in Nursing	0	0	0	1	1	0	0	0	0
Ph.D. in Public Health	2	0	2	3	0	3	0	0	0
Ph.D. in Midwifery	0	0	0	1	0	1	0	0	0

### 3.1.17 INTAKE, ENROLMENT AND GRADUATES OF HIGHER EDUCATION INSTITUTIONS BY FIELD OF EDUCATION, 2015

#### 3.1.17.1 UNIVERSITI BRUNEI DARUSSALAM (UBD)

Field of Education	Intake			Enrolment			Graduates		
	MF	M	F	MF	M	F	MF	M	F
<b>Master's Degree Total</b>	<b>395</b>	<b>96</b>	<b>299</b>	<b>690</b>	<b>168</b>	<b>522</b>	<b>379</b>	<b>98</b>	<b>281</b>
<b>Teacher Training</b>	<b>152</b>	<b>33</b>	<b>119</b>	<b>270</b>	<b>54</b>	<b>216</b>	<b>167</b>	<b>28</b>	<b>139</b>
Master of Teaching	74	19	55	160	35	125	87	14	73
Master of Education by Coursework	66	13	53	87	18	69	66	14	52
Master of Education by Research	0	0	0	1	0	1	2	0	2
Master of Counselling by Coursework	12	1	11	22	1	21	12	0	12
<b>Arts and Humanities</b>	<b>51</b>	<b>11</b>	<b>40</b>	<b>79</b>	<b>20</b>	<b>59</b>	<b>48</b>	<b>11</b>	<b>37</b>
Master of Arts in Art by Research	0	0	0	0	0	0	0	0	0
Master of Arts by Research	0	0	0	0	0	0	0	0	0
Master of Arts in Professional Communication And The Media By Research	0	0	0	0	0	0	0	0	0
Master of Arts in English Literature By Research	1	1	0	1	1	0	0	0	0
Master of Arts in English Language And Linguistics By Coursework	3	0	3	3	0	3	5	2	3
Master of Arts in English Language And Linguistics By Research	3	0	3	5	0	5	1	0	1
Master of Arts in Environmental Studies By Research	0	0	0	1	0	1	1	0	1
Master of Arts in History By Coursework	3	1	2	3	1	2	4	2	2
Master of Arts in History By Research	1	0	1	1	0	1	1	0	1
Master of Arts in Malay Language and Linguistics By Coursework	10	1	9	10	1	9	14	1	13
Master of Arts in Malay Language and Linguistics By Research	0	0	0	6	1	5	0	0	0
Master of Arts in Malay Literature By Coursework	20	5	15	20	5	15	10	2	8
Master of Arts in Malay Literature by Research	0	0	0	0	0	0	1	0	1
Master of Arts in Southeast Asian Studies By Coursework	9	2	7	14	4	10	5	3	2
Master of Arts In Islamic Civilization and Contemporary Issues By Research	0	0	0	5	3	2	1	0	1
Master of Arts in (Brunei Studies) By Research	1	1	0	10	4	6	4	0	4
Master of Arts in New Media By Coursework	0	0	0	0	0	0	1	1	0
<b>Social and Behavioural Sciences</b>	<b>10</b>	<b>4</b>	<b>6</b>	<b>12</b>	<b>4</b>	<b>8</b>	<b>13</b>	<b>6</b>	<b>7</b>
Master of Arts in Anthropology by Research	0	0	0	1	0	1	0	0	0
Master of Arts in Sociology By Research	0	0	0	0	0	0	1	0	1
Master of Arts in Geography By Research	2	0	2	2	0	2	0	0	0
Master of Economics by Coursework	8	4	4	9	4	5	11	5	6
Master of Economics by Research	0	0	0	0	0	0	1	1	0
<b>Business and Administration</b>	<b>115</b>	<b>31</b>	<b>84</b>	<b>222</b>	<b>58</b>	<b>164</b>	<b>120</b>	<b>44</b>	<b>76</b>
Master of Business Administration by Coursework	3	0	3	13	1	12	11	4	7
Master of Public Policy and Management	11	4	7	11	4	7	15	6	9
Master of Finance by Research	0	0	0	2	1	1	0	0	0
Master of Islamic Finance by Coursework	17	3	14	31	7	24	20	5	15
Master of Islamic Finance by Research	0	0	0	1	0	1	0	0	0
Master of Logistics By Coursework	31	7	24	32	7	25	12	4	8
Master of Management By Coursework	53	17	36	129	37	92	62	25	37
Master of Management By Research	0	0	0	3	1	2	0	0	0

### 3.1.17 INTAKE, ENROLMENT AND GRADUATES OF HIGHER EDUCATION INSTITUTIONS BY FIELD OF EDUCATION, 2015

#### 3.1.17.1 UNIVERSITI BRUNEI DARUSSALAM (UBD)

Field of Education	Intake			Enrolment			Graduates		
	MF	M	F	MF	M	F	MF	M	F
<b>Physical Sciences</b>	<b>13</b>	<b>2</b>	<b>11</b>	<b>18</b>	<b>4</b>	<b>14</b>	<b>0</b>	<b>0</b>	<b>0</b>
Master of Science By Research	1	1	0	2	1	1	0	0	0
Master of Science in Chemistry by Research	9	1	8	12	3	9	0	0	0
Master of Science in Physics by Research	1	0	1	2	0	2	0	0	0
Master of Science in GeoSciences By Research	2	0	2	2	0	2	0	0	0
<b>Life Sciences</b>	<b>7</b>	<b>4</b>	<b>3</b>	<b>11</b>	<b>4</b>	<b>7</b>	<b>2</b>	<b>2</b>	<b>0</b>
Master of Science in Biodiversity By Research	1	1	0	1	1	0	0	0	0
Master of Science in Biology By Research	2	1	1	2	1	1	2	2	0
Master of Science in Biology	1	0	1	4	0	4	0	0	0
Master of Science in Biotechnology By Research	3	2	1	4	2	2	0	0	0
<b>Mathematics and Statistics</b>	<b>7</b>	<b>3</b>	<b>4</b>	<b>10</b>	<b>3</b>	<b>7</b>	<b>1</b>	<b>0</b>	<b>1</b>
Master of Science in Mathematics By Research	7	3	4	10	3	7	1	0	1
<b>Engineering and Engineering Trades</b>	<b>16</b>	<b>4</b>	<b>12</b>	<b>22</b>	<b>8</b>	<b>14</b>	<b>12</b>	<b>4</b>	<b>8</b>
Master of Science in Energy Studies By Coursework	12	3	9	12	3	9	11	3	8
Master of Science in Energy Studies By Research	4	1	3	10	5	5	1	1	0
<b>Computing</b>	<b>1</b>	<b>0</b>	<b>1</b>	<b>4</b>	<b>2</b>	<b>2</b>	<b>0</b>	<b>0</b>	<b>0</b>
Master of Science in Computer Science By Research	1	0	1	4	2	2	0	0	0
<b>Health</b>	<b>16</b>	<b>4</b>	<b>12</b>	<b>25</b>	<b>8</b>	<b>17</b>	<b>8</b>	<b>0</b>	<b>8</b>
Master of Health Science (Clinical Sciences) By Research	0	0	0	0	0	0	0	0	0
Master of Health Sciences (Biomedical Sciences) By Research	5	2	3	6	2	4	0	0	0
Master of Health Sciences (Public Health) By Research	1	0	1	1	0	1	0	0	0
Master of Public Health By Coursework	10	2	8	18	6	12	8	0	8
<b>Social Care</b>	<b>7</b>	<b>0</b>	<b>7</b>	<b>17</b>	<b>3</b>	<b>14</b>	<b>8</b>	<b>3</b>	<b>5</b>
Master of Science in Primary Health Care by coursework	7	0	7	17	3	14	8	3	5
<b>Bachelor's Degree Total</b>	<b>1000</b>	<b>348</b>	<b>652</b>	<b>4058</b>	<b>1314</b>	<b>2744</b>	<b>665</b>	<b>190</b>	<b>475</b>
<b>Arts and Humanities</b>	<b>434</b>	<b>144</b>	<b>290</b>	<b>1752</b>	<b>560</b>	<b>1192</b>	<b>315</b>	<b>90</b>	<b>225</b>
Bachelor of Arts (Brunei Studies)	19	8	11	97	36	61	29	11	18
Bachelor of Arts	415	136	279	1655	524	1131	286	79	207
<b>Business and Administration</b>	<b>176</b>	<b>57</b>	<b>119</b>	<b>722</b>	<b>216</b>	<b>506</b>	<b>143</b>	<b>34</b>	<b>109</b>
Bachelor of Business	176	57	119	722	216	506	143	34	109
<b>Physical Sciences</b>	<b>302</b>	<b>118</b>	<b>184</b>	<b>1193</b>	<b>416</b>	<b>777</b>	<b>158</b>	<b>53</b>	<b>105</b>
Bachelor of Science	302	118	184	1193	416	777	158	53	105
<b>Engineering and Engineering Trades</b>	<b>25</b>	<b>14</b>	<b>11</b>	<b>108</b>	<b>48</b>	<b>60</b>	<b>0</b>	<b>0</b>	<b>0</b>
Bachelor of Engineering	25	14	11	108	48	60	0	0	0
<b>Health</b>	<b>63</b>	<b>15</b>	<b>48</b>	<b>283</b>	<b>74</b>	<b>209</b>	<b>49</b>	<b>13</b>	<b>36</b>
Bachelor of Health Science (Medicine)	0	0	0	0	0	0	23	7	16
Bachelor of Health Science	63	15	48	283	74	209	26	6	20

### 3.1.17 INTAKE, ENROLMENT AND GRADUATES OF HIGHER EDUCATION INSTITUTIONS BY FIELD OF EDUCATION, 2015

#### 3.1.17.1 UNIVERSITI BRUNEI DARUSSALAM (UBD)

Field of Education	Intake			Enrolment			Graduates		
	MF	M	F	MF	M	F	MF	M	F
<b>Diploma Total</b>	<b>35</b>	<b>8</b>	<b>27</b>	<b>114</b>	<b>27</b>	<b>87</b>	<b>62</b>	<b>16</b>	<b>46</b>
<b>Teacher Training</b>	<b>21</b>	<b>8</b>	<b>13</b>	<b>21</b>	<b>8</b>	<b>13</b>	<b>20</b>	<b>7</b>	<b>13</b>
Diploma in Education	8	4	4	8	4	4	20	7	13
Diploma in Counselling	6	2	4	6	2	4	0	0	0
Diploma in Technical Education	7	2	5	7	2	5	0	0	0
<b>Health</b>	<b>14</b>	<b>0</b>	<b>14</b>	<b>93</b>	<b>19</b>	<b>74</b>	<b>42</b>	<b>9</b>	<b>33</b>
Advanced Diploma in Health Science	14	0	14	14	0	14	0	0	0
Diploma in Health Science	0	0	0	79	19	60	0	0	0
Diploma in Health Science (Midwifery)	0	0	0	0	0	0	8	0	8
Diploma in Health Science (Nursing/Paramedic)	0	0	0	0	0	0	34	9	25
<b>Bridging Programme</b>	<b>276</b>	<b>103</b>	<b>173</b>	<b>276</b>	<b>103</b>	<b>173</b>	<b>0</b>	<b>0</b>	<b>0</b>
University Bridging Programme	256	91	165	256	91	165	0	0	0
Bridging English Course	20	12	8	20	12	8	0	0	0

### 3.1.17 INTAKE, ENROLMENT AND GRADUATES OF HIGHER EDUCATION INSTITUTIONS BY FIELD OF EDUCATION, 2015

#### 3.1.17.2 UNIVERSITI SULTAN SHARIF ALI (UNISSA)

Field of Education	Intake			Enrolment			Graduates		
	MF	M	F	MF	M	F	MF	M	F
<b>UNISSA Total</b>	<b>277</b>	<b>108</b>	<b>169</b>	<b>787</b>	<b>295</b>	<b>492</b>	<b>120</b>	<b>43</b>	<b>77</b>
<b>Doctor of Philosophy Total</b>	<b>6</b>	<b>6</b>	<b>0</b>	<b>14</b>	<b>11</b>	<b>3</b>	<b>4</b>	<b>3</b>	<b>1</b>
<b>Arts and Humanities</b>	<b>6</b>	<b>6</b>	<b>0</b>	<b>14</b>	<b>11</b>	<b>3</b>	<b>4</b>	<b>3</b>	<b>1</b>
Ph.D. in Shari'ah By Research	2	2	0	5	5	0	3	2	1
Ph.D. in Usuluddin by Research	2	2	0	5	4	1	1	1	0
Ph.D. in Arabic Language By Research	2	2	0	4	2	2	0	0	0
<b>Master's Degree Total</b>	<b>28</b>	<b>7</b>	<b>21</b>	<b>126</b>	<b>47</b>	<b>79</b>	<b>43</b>	<b>13</b>	<b>30</b>
<b>Arts and Humanities</b>	<b>25</b>	<b>5</b>	<b>20</b>	<b>116</b>	<b>43</b>	<b>73</b>	<b>41</b>	<b>12</b>	<b>29</b>
Master in Shari'ah By Coursework and Dissertation	10	2	8	23	7	16	17	4	13
Master of Usuluddin By Coursework and Dissertation	8	1	7	42	14	28	8	1	7
Master of Arabic Language By Coursework and Dissertation	1	0	1	14	2	12	8	0	8
Master of Arabic Language by Research	1	1	0	2	2	0	1	1	0
Master of Shari'ah (By Research)	1	1	0	14	10	4	4	4	0
Master of Laws (By Research)	0	0	0	7	2	5	2	1	1
Master of Usuluddin by Research	2	0	2	4	2	2	0	0	0
Master of Islamic Civilization and History by Coursework and Dissertation	0	0	0	6	2	4	1	1	0
Master of Islamic Civilization and History by Research	2	0	2	4	2	2	0	0	0
<b>Business and Administration</b>	<b>3</b>	<b>2</b>	<b>1</b>	<b>10</b>	<b>4</b>	<b>6</b>	<b>2</b>	<b>1</b>	<b>1</b>
Master in Finance and Islamic Bank by Research	3	2	1	10	4	6	2	1	1
<b>Post Graduate Total</b>	<b>0</b>	<b>0</b>	<b>0</b>	<b>0</b>	<b>0</b>	<b>0</b>	<b>10</b>	<b>3</b>	<b>7</b>
<b>Arts and Humanities</b>	<b>0</b>	<b>0</b>	<b>0</b>	<b>0</b>	<b>0</b>	<b>0</b>	<b>10</b>	<b>3</b>	<b>7</b>
Post Graduate Diploma in Shari'ah	0	0	0	0	0	0	4	2	2
Post Graduate Diploma in Usuluddin	0	0	0	0	0	0	3	0	3
Post Graduate Diploma in Arabic Language	0	0	0	0	0	0	3	1	2
<b>Bachelor's Degree Total</b>	<b>187</b>	<b>63</b>	<b>124</b>	<b>580</b>	<b>198</b>	<b>382</b>	<b>47</b>	<b>17</b>	<b>30</b>
<b>Arts and Humanities</b>	<b>111</b>	<b>51</b>	<b>60</b>	<b>320</b>	<b>143</b>	<b>177</b>	<b>40</b>	<b>16</b>	<b>24</b>
Bachelor of Shari'ah (Fiqh and Judiciary)	35	13	22	118	43	75	12	9	3
Bachelor of Shari'ah (Fiqh and Usul)	15	7	8	49	25	24	12	4	8
Bachelor of Usuluddin (Tafsir and Hadith)	19	13	6	32	18	14	4	0	4
Bachelor of Usuluddin (Aqidah and Dakwah)	18	9	9	44	22	22	6	3	3
Bachelor of Arabic Language	17	9	8	58	30	28	3	0	3
Bachelor of History and Islamic Civilization	7	0	7	19	5	14	3	0	3
<b>Business and Administration</b>	<b>31</b>	<b>6</b>	<b>25</b>	<b>108</b>	<b>21</b>	<b>87</b>	<b>7</b>	<b>1</b>	<b>6</b>
Bachelor of Science (Islamic Finance)	21	3	18	94	18	76	3	0	3
Bachelor of Science (Business Management)	10	3	7	14	3	11	4	1	3
<b>Law</b>	<b>45</b>	<b>6</b>	<b>39</b>	<b>152</b>	<b>34</b>	<b>118</b>	<b>0</b>	<b>0</b>	<b>0</b>
Bachelor of Laws (LLB) and Bachelor of Shari'ah (BSL)	45	6	39	152	34	118	0	0	0
<b>HND / Diploma / Certificate Total</b>	<b>56</b>	<b>32</b>	<b>24</b>	<b>67</b>	<b>39</b>	<b>28</b>	<b>16</b>	<b>7</b>	<b>9</b>
<b>Arts and Humanities</b>	<b>12</b>	<b>6</b>	<b>6</b>	<b>17</b>	<b>10</b>	<b>7</b>	<b>2</b>	<b>1</b>	<b>1</b>
Higher National Diploma in Dirasat Islamiyyah	5	4	1	10	8	2	0	0	0
Barnamij Al-Tarqiyyah	7	2	5	7	2	5	0	0	0
HND in Islamic Studies	0	0	0	0	0	0	2	1	1
<b>Law</b>	<b>44</b>	<b>26</b>	<b>18</b>	<b>50</b>	<b>29</b>	<b>21</b>	<b>14</b>	<b>6</b>	<b>8</b>
Diploma in Islamic Law and Legal Practice	9	2	7	15	5	10	14	6	8
Certificate of Shariah Criminal Justice System	35	24	11	35	24	11	0	0	0

**Note:**

UNISSA was established in August 2007.

### 3.1.17 INTAKE, ENROLMENT AND GRADUATES OF HIGHER EDUCATION INSTITUTIONS BY FIELD OF EDUCATION, 2015

#### 3.1.17.3 INSTITUT TEKNOLOGI BRUNEI (ITB)

Field of Education	Intake			Enrolment			Graduates		
	MF	M	F	MF	M	F	MF	M	F
<b>ITB Total</b>	<b>265</b>	<b>140</b>	<b>125</b>	<b>2046</b>	<b>989</b>	<b>1057</b>	<b>388</b>	<b>170</b>	<b>218</b>
<b>Master's Degree Total</b>	<b>0</b>	<b>0</b>	<b>0</b>	<b>0</b>	<b>0</b>	<b>0</b>	<b>3</b>	<b>1</b>	<b>2</b>
<b>Computing</b>	<b>0</b>	<b>0</b>	<b>0</b>	<b>0</b>	<b>0</b>	<b>0</b>	<b>2</b>	<b>1</b>	<b>1</b>
Master of Science (By Research) in Computing and Information System	0	0	0	0	0	0	2	1	1
<b>Electrical and Communication Engineering</b>	<b>0</b>	<b>0</b>	<b>0</b>	<b>0</b>	<b>0</b>	<b>0</b>	<b>1</b>	<b>0</b>	<b>1</b>
Master of Science (By Research) in Electrical and Electronic Engineering	0	0	0	0	0	0	1	0	1
<b>Bachelor's Degree Total</b>	<b>265</b>	<b>140</b>	<b>125</b>	<b>1378</b>	<b>642</b>	<b>736</b>	<b>117</b>	<b>49</b>	<b>68</b>
<b>Civil Engineering</b>	<b>29</b>	<b>11</b>	<b>18</b>	<b>129</b>	<b>54</b>	<b>75</b>	<b>0</b>	<b>0</b>	<b>0</b>
Bachelor Of Engineering (Hons) in Civil Engineering	13	5	8	62	29	33	0	0	0
Bachelor Of Engineering (Hons) in Civil & Structural Engineering	12	5	7	46	17	29	0	0	0
Bachelor Of Engineering (Hons) in Civil & Geotechnical Engineering	4	1	3	21	8	13	0	0	0
<b>Business and Administration</b>	<b>67</b>	<b>26</b>	<b>41</b>	<b>470</b>	<b>147</b>	<b>323</b>	<b>35</b>	<b>11</b>	<b>24</b>
Bachelor of Business (Hons) in Business Information Technology	9	2	7	55	18	37	20	8	12
Bachelor of Business (Hons) in Applied Economics and Finance	7	3	4	39	9	30	0	0	0
Bachelor of Business (Hons) in Finance & e-Business	6	3	3	73	17	56	0	0	0
Bachelor of Business (Hons) in Technology Management	8	3	5	78	25	53	0	0	0
Bachelor of Business (Hons) in Business Information Technology (Part-time)	16	8	8	74	30	44	15	3	12
Bachelor of Business (Hons) in Accounting & Information Systems	19	7	12	87	26	61	0	0	0
Bachelor of Business (Hons) in Marketing & Information Systems	2	0	2	64	22	42	0	0	0
<b>Computing</b>	<b>33</b>	<b>19</b>	<b>14</b>	<b>204</b>	<b>112</b>	<b>92</b>	<b>37</b>	<b>18</b>	<b>19</b>
Bachelor of Science (Hons) in Internet Computing	8	4	4	53	22	31	26	11	15
Bachelor of Science (Hons) in Computing	4	2	2	30	19	11	0	0	0
Bachelor of Science (Hons) in Computer Network and Security	21	13	8	80	46	34	0	0	0
Bachelor of Science (Hons) in Internet Computing (Part-time)	0	0	0	41	25	16	11	7	4
<b>Electrical and Communication Engineering</b>	<b>15</b>	<b>11</b>	<b>4</b>	<b>97</b>	<b>57</b>	<b>40</b>	<b>19</b>	<b>9</b>	<b>10</b>
Bachelor Of Engineering (Hons) in Electrical & Communications Engineering	6	3	3	52	27	25	19	9	10
Bachelor Of Engineering (Hons) in Electrical & Electronic Engineering	9	8	1	45	30	15	0	0	0
<b>Engineering and Engineering Trades</b>	<b>102</b>	<b>61</b>	<b>41</b>	<b>407</b>	<b>237</b>	<b>170</b>	<b>26</b>	<b>11</b>	<b>15</b>
Bachelor Of Engineering (Hons) in Petroleum Engineering	21	9	12	57	28	29	0	0	0
Bachelor Of Engineering (Hons) in Chemical Engineering	29	15	14	97	53	44	0	0	0
Bachelor Of Engineering (Hons) in Mechatronic Engineering	21	15	6	59	38	21	0	0	0
Bachelor Of Engineering (Hons) in Mechanical Engineering	31	22	9	194	118	76	26	11	15

### 3.1.17 INTAKE, ENROLMENT AND GRADUATES OF HIGHER EDUCATION INSTITUTIONS BY FIELD OF EDUCATION, 2015

#### 3.1.17.3 INSTITUT TEKNOLOGI BRUNEI (ITB)

Field of Education	Intake			Enrolment			Graduates		
	MF	M	F	MF	M	F	MF	M	F
<b>Media</b>	<b>19</b>	<b>12</b>	<b>7</b>	<b>71</b>	<b>35</b>	<b>36</b>	<b>0</b>	<b>0</b>	<b>0</b>
Bachelor of Science (Hons) in Creative Multimedia	12	8	4	48	24	24	0	0	0
Bachelor of Science (Hons) in Digital Media	7	4	3	23	11	12	0	0	0
<b>Higher National Diploma (HND) Total</b>	<b>0</b>	<b>0</b>	<b>0</b>	<b>447</b>	<b>237</b>	<b>210</b>	<b>268</b>	<b>120</b>	<b>148</b>
<b>Civil Engineering</b>	<b>0</b>	<b>0</b>	<b>0</b>	<b>159</b>	<b>77</b>	<b>82</b>	<b>43</b>	<b>19</b>	<b>24</b>
HND in Civil Engineering	0	0	0	82	39	43	30	13	17
HND in Construction Management & Quantity Surveying	0	0	0	77	38	39	13	6	7
<b>Business and Administration</b>	<b>0</b>	<b>0</b>	<b>0</b>	<b>0</b>	<b>0</b>	<b>0</b>	<b>66</b>	<b>14</b>	<b>52</b>
HND in Business (Accounting)	0	0	0	0	0	0	20	4	16
HND in Business (Finance)	0	0	0	0	0	0	19	2	17
HND in Business (Management)	0	0	0	0	0	0	27	8	19
HND in Business (Marketing)	0	0	0	0	0	0	0	0	0
<b>Computing</b>	<b>0</b>	<b>0</b>	<b>0</b>	<b>0</b>	<b>0</b>	<b>0</b>	<b>52</b>	<b>26</b>	<b>26</b>
HND in Computing	0	0	0	0	0	0	20	10	10
HND in Information Systems	0	0	0	0	0	0	15	6	9
HND in Internet & Multimedia Development	0	0	0	0	0	0	17	10	7
<b>Electrical and Communication Engineering</b>	<b>0</b>	<b>0</b>	<b>0</b>	<b>172</b>	<b>97</b>	<b>75</b>	<b>41</b>	<b>22</b>	<b>19</b>
HND in Communication & Computer Systems Engineering	0	0	0	47	19	28	10	5	5
HND in Electrical Power & Control Engineering	0	0	0	87	51	36	18	11	7
HND in Network Engineering	0	0	0	38	27	11	13	6	7
<b>Engineering and Engineering Trades</b>	<b>0</b>	<b>0</b>	<b>0</b>	<b>116</b>	<b>63</b>	<b>53</b>	<b>66</b>	<b>39</b>	<b>27</b>
HND in Mechanical Engineering	0	0	0	116	63	53	28	19	9
HND in Process Engineering	0	0	0	0	0	0	21	11	10
HND in Mechanical Engineering	0	0	0	0	0	0	17	9	8
<b>Foundation Programme Total</b>	<b>0</b>	<b>0</b>	<b>0</b>	<b>221</b>	<b>110</b>	<b>111</b>	<b>0</b>	<b>0</b>	<b>0</b>
Foundation Degree in Process Engineering	0	0	0	106	34	72	0	0	0
Foundation Degree in Mechanical Engineering	0	0	0	115	76	39	0	0	0

### 3.1.17 INTAKE, ENROLMENT AND GRADUATES OF HIGHER EDUCATION INSTITUTIONS BY FIELD OF EDUCATION, 2015

#### 3.1.17.4 POLITEKNIK BRUNEI (PB)

Field of Education	Intake			Enrolment			Graduates		
	MF	M	F	MF	M	F	MF	M	F
<b>PB Total</b>	<b>845</b>	<b>402</b>	<b>443</b>	<b>1292</b>	<b>580</b>	<b>712</b>	<b>316</b>	<b>143</b>	<b>173</b>
<b>Advanced Diploma Total</b>	<b>0</b>	<b>0</b>	<b>0</b>	<b>447</b>	<b>178</b>	<b>269</b>	<b>316</b>	<b>143</b>	<b>173</b>
<b>Science and Engineering</b>	<b>0</b>	<b>0</b>	<b>0</b>	<b>79</b>	<b>33</b>	<b>46</b>	<b>24</b>	<b>15</b>	<b>9</b>
AD in Interior Design	0	0	0	59	24	35	0	0	0
AD in Well Engineering	0	0	0	20	9	11	24	15	9
<b>Business</b>	<b>0</b>	<b>0</b>	<b>0</b>	<b>189</b>	<b>58</b>	<b>131</b>	<b>195</b>	<b>84</b>	<b>111</b>
AD in Business Accounting	0	0	0	48	14	34	55	22	33
AD in Business Marketing	0	0	0	29	6	23	19	7	12
AD in Business Finance	0	0	0	51	16	35	51	22	29
AD in Business Entrepreneurship	0	0	0	14	9	5	20	8	12
AD in Business Management	0	0	0	47	13	34	50	25	25



### 3.1.17 INTAKE, ENROLMENT AND GRADUATES OF HIGHER EDUCATION INSTITUTIONS BY FIELD OF EDUCATION, 2015

#### 3.1.17.4 POLITEKNIK BRUNEI (PB)

Field of Education	Intake			Enrolment			Graduates		
	MF	M	F	MF	M	F	MF	M	F
<b>Information and Communication Technology</b>	<b>0</b>	<b>0</b>	<b>0</b>	<b>179</b>	<b>87</b>	<b>92</b>	<b>97</b>	<b>44</b>	<b>53</b>
AD in Computer Network	0	0	0	51	31	20	46	27	19
AD in Web Computing	0	0	0	26	8	18	22	9	13
AD in Information System and Technology	0	0	0	46	19	27	28	7	21
AD in Digital Media	0	0	0	29	19	10	0	0	0
AD in Information Science	0	0	0	27	10	17	1	1	0
<b>Level 5 Total</b>	<b>728</b>	<b>371</b>	<b>357</b>	<b>728</b>	<b>371</b>	<b>357</b>	<b>0</b>	<b>0</b>	<b>0</b>
<b>Science and Engineering</b>	<b>324</b>	<b>167</b>	<b>157</b>	<b>324</b>	<b>167</b>	<b>157</b>	<b>0</b>	<b>0</b>	<b>0</b>
Level 5 Diploma In Engineering (Electrical And Electronics Engineering)	80	53	27	80	53	27	0	0	0
Level 5 Diploma In Petroleum Engineering	36	14	22	36	14	22	0	0	0
Level 5 Diploma In Engineering (Civil Engineering)	44	21	23	44	21	23	0	0	0
Level 5 Diploma In Engineering (Mechanical Engineering)	72	39	33	72	39	33	0	0	0
Level 5 Diploma In Engineering (Communications & Systems Engineering)	27	11	16	27	11	16	0	0	0
Level 5 Diploma In Architecture	34	16	18	34	16	18	0	0	0
Level 5 Diploma In Interior Design	31	13	18	31	13	18	0	0	0
<b>Business</b>	<b>161</b>	<b>58</b>	<b>103</b>	<b>161</b>	<b>58</b>	<b>103</b>	<b>0</b>	<b>0</b>	<b>0</b>
Level 5 Diploma In Business Studies (General)	16	8	8	16	8	8	0	0	0
Level 5 Diploma In Business Studies (Entrepreneurship)	16	9	7	16	9	7	0	0	0
Level 5 Diploma In Business Studies (Marketing)	21	11	10	21	11	10	0	0	0
Level 5 Diploma In Business Studies (Human Resource Management)	34	11	23	34	11	23	0	0	0
Level 5 Diploma In Business Accounting And Finance	74	19	55	74	19	55	0	0	0
<b>Information and Communication Technology</b>	<b>243</b>	<b>146</b>	<b>97</b>	<b>243</b>	<b>146</b>	<b>97</b>	<b>0</b>	<b>0</b>	<b>0</b>
Level 5 Diploma In Science Technology	44	15	29	44	15	29	0	0	0
Level 5 Diploma In Information And Communication Technology (Network And Security)	79	57	22	79	57	22	0	0	0
Level 5 Diploma In Information And Communication Technology (Digital Media)	62	38	24	62	38	24	0	0	0
Level 5 Diploma In Information And Communication Technology (Web Development)	17	10	7	17	10	7	0	0	0
Level 5 Diploma In Information And Communication Technology (Library Informatics & Computing)	13	4	9	13	4	9	0	0	0
Level 5 Diploma In Information And Communication Technology (Information Systems)	28	22	6	28	22	6	0	0	0
<b>Level 4 Total</b>	<b>117</b>	<b>31</b>	<b>86</b>	<b>117</b>	<b>31</b>	<b>86</b>	<b>0</b>	<b>0</b>	<b>0</b>
<b>Health</b>	<b>117</b>	<b>31</b>	<b>86</b>	<b>117</b>	<b>31</b>	<b>86</b>	<b>0</b>	<b>0</b>	<b>0</b>
Level 4 Diploma In Health Science (Midwifery)	12	0	12	12	0	12	0	0	0
Level 4 Diploma In Health Science (Nursing)	81	18	63	81	18	63	0	0	0
Level 4 Diploma In Health Science (Paramedic)	24	13	11	24	13	11	0	0	0

### 3.1.18 ENROLMENT OF HIGHER EDUCATION INSTITUTIONS BY PROGRAMME, 2015

#### 3.1.18.1 UNIVERSITI BRUNEI DARUSSALAM (UBD)

Programme	Education Level																	
	Year 1			Year 2			Year 3			Year 4			Year 5			Total		
	MF	M	F	MF	M	F	MF	M	F	MF	M	F	MF	M	F	MF	M	F
<b>UBD Total</b>	<b>1754</b>	<b>579</b>	<b>1175</b>	<b>1829</b>	<b>562</b>	<b>1267</b>	<b>1020</b>	<b>332</b>	<b>688</b>	<b>689</b>	<b>220</b>	<b>469</b>	<b>0</b>	<b>0</b>	<b>0</b>	<b>5292</b>	<b>1693</b>	<b>3599</b>
<b>School of Business and Economics</b>	<b>290</b>	<b>89</b>	<b>201</b>	<b>361</b>	<b>107</b>	<b>254</b>	<b>196</b>	<b>52</b>	<b>144</b>	<b>101</b>	<b>30</b>	<b>71</b>	<b>0</b>	<b>0</b>	<b>0</b>	<b>948</b>	<b>278</b>	<b>670</b>
Ph.D. in Business Administration	0	0	0	0	0	0	0	0	0	0	0	0	0	0	0	0	0	0
Ph.D. in Economics	1	1	0	1	0	1	1	1	0	1	1	0	0	0	0	4	3	1
Ph.D. in Finance	0	0	0	0	0	0	0	0	0	0	0	0	0	0	0	0	0	0
Ph.D. in Management Studies	1	0	1	0	0	0	1	1	0	0	0	0	0	0	0	2	1	1
Master of Economics By Research	0	0	0	0	0	0	0	0	0	0	0	0	0	0	0	0	0	0
Master of Business Administration by Coursework	3	0	3	7	1	6	3	0	3	0	0	0	0	0	0	13	1	12
Master of Economics By Coursework	8	4	4	1	0	1	0	0	0	0	0	0	0	0	0	9	4	5
Master of Finance By Research	0	0	0	2	1	1	0	0	0	0	0	0	0	0	0	2	1	1
Master of Islamic Finance By Coursework	17	3	14	14	4	10	0	0	0	0	0	0	0	0	0	31	7	24
Master of Islamic Finance By Research	0	0	0	0	0	0	0	0	0	1	0	1	0	0	0	1	0	1
Master of Logistics By Coursework	31	7	24	1	0	1	0	0	0	0	0	0	0	0	0	32	7	25
Master of Management By Coursework	53	17	36	75	19	56	1	1	0	0	0	0	0	0	0	129	37	92
Master of Management By Research	0	0	0	2	1	1	1	0	1	0	0	0	0	0	0	3	1	2
Bachelor of Business	176	57	119	258	81	177	189	49	140	99	29	70	0	0	0	722	216	506
<b>Academy of Brunei Studies</b>	<b>21</b>	<b>10</b>	<b>11</b>	<b>43</b>	<b>17</b>	<b>26</b>	<b>23</b>	<b>8</b>	<b>15</b>	<b>25</b>	<b>9</b>	<b>16</b>	<b>0</b>	<b>0</b>	<b>0</b>	<b>112</b>	<b>44</b>	<b>68</b>
Ph.D. in Brunei Studies	1	1	0	1	0	1	2	2	0	1	1	0	0	0	0	5	4	1
Master of Arts in (Brunei Studies) By Research	1	1	0	8	3	5	0	0	0	1	0	1	0	0	0	10	4	6
Bachelor of Arts (Brunei Studies)	19	8	11	34	14	20	21	6	15	23	8	15	0	0	0	97	36	61
<b>Faculty of Science</b>	<b>350</b>	<b>137</b>	<b>213</b>	<b>509</b>	<b>173</b>	<b>336</b>	<b>269</b>	<b>96</b>	<b>173</b>	<b>179</b>	<b>62</b>	<b>117</b>	<b>0</b>	<b>0</b>	<b>0</b>	<b>1307</b>	<b>468</b>	<b>839</b>
Ph.D. in Biological Sciences	0	0	0	0	0	0	1	1	0	0	0	0	0	0	0	1	1	0
Ph.D. in Biodiversity	0	0	0	1	1	0	0	0	0	0	0	0	0	0	0	1	1	0
Ph.D. in Biology	1	1	0	5	1	4	3	0	3	0	0	0	0	0	0	9	2	7
Ph.D. in Biotechnology	1	0	1	2	1	1	1	0	1	0	0	0	0	0	0	4	1	3
Ph.D. in Chemistry	0	0	0	4	2	2	3	1	2	2	1	1	0	0	0	9	4	5

## 3.1.18 ENROLMENT OF HIGHER EDUCATION INSTITUTIONS BY PROGRAMME, 2015

## 3.1.18.1 UNIVERSITI BRUNEI DARUSSALAM (UBD)

Programme	Education Level																			
	Year 1			Year 2			Year 3			Year 4			Year 5			Total				
	MF	M	F	MF	M	F	MF	M	F	MF	M	F	MF	M	F	MF	M	F		
Ph.D. in Computer Science	1	1	0	6	6	0	1	0	1	1	1	0	0	0	0	0	0	9	8	1
Ph.D. in Petroleum Geoscience	2	2	0	0	0	0	0	0	0	0	0	0	0	0	0	0	0	2	2	0
Ph.D. in Energy Studies	0	0	0	6	4	2	1	0	1	2	1	1	0	0	0	0	0	9	5	4
Ph.D. in Mathematics	0	0	0	2	2	0	1	1	0	1	0	1	0	0	0	0	0	4	3	1
Ph.D. in Physics	0	0	0	0	0	0	0	0	0	0	0	0	0	0	0	0	0	0	0	0
Ph.D. in Applied Physics By Research	2	2	0	2	2	0	0	0	0	0	0	0	0	0	0	0	0	4	4	0
Master of Science By Research	1	1	0	1	0	1	0	0	0	0	0	0	0	0	0	0	0	2	1	1
Master of Science in Biodiversity By Research	1	1	0	0	0	0	0	0	0	0	0	0	0	0	0	0	0	1	1	0
Master of Science in Biology	1	0	1	2	0	2	1	0	1	0	0	0	0	0	0	0	0	4	0	4
Master of Science in Biology By Research	2	1	1	0	0	0	0	0	0	0	0	0	0	0	0	0	0	2	1	1
Master of Science in Biotechnology By Research	3	2	1	1	0	1	0	0	0	0	0	0	0	0	0	0	0	4	2	2
Master of Science in Chemistry By Research	9	1	8	2	1	1	1	1	0	0	0	0	0	0	0	0	0	12	3	9
Master of Science in Computer Science By Research	1	0	1	2	1	1	1	1	0	0	0	0	0	0	0	0	0	4	2	2
Master of Science in Energy Studies By Coursework	12	3	9	0	0	0	0	0	0	0	0	0	0	0	0	0	0	12	3	9
Master of Science in Energy Studies By Research	1	1	0	5	3	2	1	1	0	0	0	0	0	0	0	0	0	7	5	2
Master of Science in GeoSciences By Research	2	0	2	0	0	0	0	0	0	0	0	0	0	0	0	0	0	2	0	2
Master of Science in Mathematics By Research	7	3	4	1	0	1	1	0	1	1	0	1	0	0	0	0	0	10	3	7
Master of Science in Physics by Research	1	0	1	1	0	1	0	0	0	0	0	0	0	0	0	0	0	2	0	2
Bachelor of Science	302	118	184	466	149	317	253	90	163	172	59	113	0	0	0	0	0	1193	416	777
<b>PAPRSB Institute of Health Sciences</b>	<b>106</b>	<b>20</b>	<b>86</b>	<b>196</b>	<b>52</b>	<b>144</b>	<b>60</b>	<b>13</b>	<b>47</b>	<b>65</b>	<b>21</b>	<b>44</b>	<b>0</b>	<b>0</b>	<b>0</b>	<b>0</b>	<b>0</b>	<b>427</b>	<b>106</b>	<b>321</b>
Ph.D. in Biomedical Science	4	1	3	0	0	0	0	0	0	0	0	0	0	0	0	0	0	4	1	3
Ph.D. in Nursing	0	0	0	1	1	0	0	0	0	0	0	0	0	0	0	0	0	1	1	0
Ph.D. in Public Health	2	0	2	1	0	1	0	0	0	0	0	0	0	0	0	0	0	3	0	3
Ph.D. in Midwifery	0	0	0	1	0	1	0	0	0	0	0	0	0	0	0	0	0	1	0	1

## 3.1.18 ENROLMENT OF HIGHER EDUCATION INSTITUTIONS BY PROGRAMME, 2015

## 3.1.18.1 UNIVERSITI BRUNEI DARUSSALAM (UBD)

Programme	Education Level																			
	Year 1			Year 2			Year 3			Year 4			Year 5			Total				
	MF	M	F	MF	M	F	MF	M	F	MF	M	F	MF	M	F	MF	M	F		
Master of Science in Primary Health Care by coursework	7	0	7	10	3	7	0	0	0	0	0	0	0	0	0	0	0	17	3	14
Master of Health Science (Clinical Sciences) By Research	0	0	0	0	0	0	0	0	0	0	0	0	0	0	0	0	0	0	0	0
Master of Health Sciences (Biomedical Sciences) By Research	5	2	3	1	0	1	0	0	0	0	0	0	0	0	0	0	0	6	2	4
Master of Health Sciences (Public Health) By Research	1	0	1	0	0	0	0	0	0	0	0	0	0	0	0	0	0	1	0	1
Master of Public Health By Coursework	10	2	8	8	4	4	0	0	0	0	0	0	0	0	0	0	0	18	6	12
Bachelor of Health Science (Bio Medical)	63	15	48	95	25	70	60	13	47	65	21	44	0	0	0	0	0	283	74	209
Advanced Diploma In Health Science	14	0	14	0	0	0	0	0	0	0	0	0	0	0	0	0	0	14	0	14
Diploma In Health Science	0	0	0	79	19	60	0	0	0	0	0	0	0	0	0	0	0	79	19	60
<b>Sultan Hassanali Bolkhiah Institute of Education (SHBIE)</b>	<b>161</b>	<b>36</b>	<b>125</b>	<b>124</b>	<b>22</b>	<b>102</b>	<b>9</b>	<b>3</b>	<b>6</b>	<b>0</b>	<b>0</b>	<b>0</b>	<b>0</b>	<b>0</b>	<b>0</b>	<b>0</b>	<b>0</b>	<b>294</b>	<b>61</b>	<b>233</b>
Ph.D. in Education	9	3	6	8	1	7	7	3	4	0	0	0	0	0	0	0	0	24	7	17
Master in Counselling By Coursework	12	1	11	8	0	8	2	0	2	0	0	0	0	0	0	0	0	22	1	21
Master of Education By Coursework	66	13	53	21	5	16	0	0	0	0	0	0	0	0	0	0	0	87	18	69
Master of Education By Research	0	0	0	1	0	1	0	0	0	0	0	0	0	0	0	0	0	1	0	1
Master of Teaching	74	19	55	86	16	70	0	0	0	0	0	0	0	0	0	0	0	160	35	125
Bachelor of Health Science (Medicine)	0	0	0	0	0	0	0	0	0	0	0	0	0	0	0	0	0	0	0	0
Diploma in Health Science (Midwifery)	0	0	0	0	0	0	0	0	0	0	0	0	0	0	0	0	0	0	0	0
Diploma in Health Science (Nursing / Paramedic)	0	0	0	0	0	0	0	0	0	0	0	0	0	0	0	0	0	0	0	0
<b>Faculty of Arts and Social Sciences</b>	<b>477</b>	<b>151</b>	<b>326</b>	<b>533</b>	<b>156</b>	<b>377</b>	<b>435</b>	<b>146</b>	<b>289</b>	<b>304</b>	<b>96</b>	<b>208</b>	<b>0</b>	<b>0</b>	<b>0</b>	<b>0</b>	<b>0</b>	<b>1749</b>	<b>549</b>	<b>1200</b>
Ph.D. in Anthropology	5	4	1	0	0	0	0	0	0	0	0	0	0	0	0	0	0	5	4	1
Ph.D. in Applied Linguistics	0	0	0	3	1	2	1	0	1	0	0	0	0	0	0	0	0	4	1	3
Ph.D. in Arts	0	0	0	1	1	0	0	0	0	0	0	0	0	0	0	0	0	1	1	0
Ph.D. in English Literature	0	0	0	0	0	0	0	0	0	0	0	0	0	0	0	0	0	0	0	0
Ph.D. in Environmental Studies	0	0	0	1	0	1	0	0	0	0	0	0	0	0	0	0	0	1	0	1

## 3.1.18 ENROLMENT OF HIGHER EDUCATION INSTITUTIONS BY PROGRAMME, 2015

## 3.1.18.1 UNIVERSITI BRUNEI DARUSSALAM (UBD)

Programme	Education Level																	
	Year 1			Year 2			Year 3			Year 4			Year 5			Total		
	MF	M	F	MF	M	F	MF	M	F	MF	M	F	MF	M	F	MF	M	F
Ph.D. in Geography	0	0	0	1	1	0	1	1	0	0	0	0	0	0	2	2	0	
Ph.D. in History	2	0	2	1	0	1	0	0	0	0	0	0	0	0	3	0	3	
Ph.D. in Malay Language And Linguistics	2	1	1	1	1	0	3	1	2	0	0	0	0	0	6	3	3	
Ph.D. in Malay Literature	0	0	0	0	0	0	0	0	0	1	0	1	0	0	1	0	1	
Ph.D. in Professional Communication And The Media	1	0	1	0	0	0	3	1	2	0	0	0	0	0	4	1	3	
Ph.D. in Sociology	0	0	0	0	0	0	0	0	0	0	0	0	0	0	0	0	0	
Master of Arts in Anthropology By Research	0	0	0	1	0	1	0	0	0	0	0	0	0	0	1	0	1	
Master of Arts in Art By Research	0	0	0	0	0	0	0	0	0	0	0	0	0	0	0	0	0	
Master of Arts in English Language And Linguistics By Coursework	3	0	3	0	0	0	0	0	0	0	0	0	0	0	3	0	3	
Master of Arts in English Language and Linguistics By Research	3	0	3	1	0	1	0	0	0	1	0	1	0	0	5	0	5	
Master of Arts in English Literature By Research	1	1	0	0	0	0	0	0	0	0	0	0	0	0	1	1	0	
Master of Arts in Environmental Studies By Research	0	0	0	1	0	1	0	0	0	0	0	0	0	0	1	0	1	
Master of Arts in Geography By Research	2	0	2	0	0	0	0	0	0	0	0	0	0	0	2	0	2	
Master of Arts in History By Coursework	3	1	2	0	0	0	0	0	0	0	0	0	0	0	3	1	2	
Master of Arts in History By Research	1	0	1	0	0	0	0	0	0	0	0	0	0	0	1	0	1	
Master of Arts in Malay Language and Linguistics By Coursework	10	1	9	0	0	0	0	0	0	0	0	0	0	0	10	1	9	
Master of Arts in Malay Language and Linguistics By Research	0	0	0	3	1	2	3	0	3	0	0	0	0	0	6	1	5	
Master of Arts in Malay Literature By Coursework	20	5	15	0	0	0	0	0	0	0	0	0	0	0	20	5	15	
Master of Arts in Malay Literature by Research	0	0	0	0	0	0	0	0	0	0	0	0	0	0	0	0	0	

## 3.1.18 ENROLMENT OF HIGHER EDUCATION INSTITUTIONS BY PROGRAMME, 2015

## 3.1.18.1 UNIVERSITI BRUNEI DARUSSALAM (UBD)

Programme	Education Level																	
	Year 1			Year 2			Year 3			Year 4			Year 5			Total		
	MF	M	F	MF	M	F	MF	M	F	MF	M	F	MF	M	F	MF	M	F
Master of Arts in Professional Communication And The Media By Research	0	0	0	0	0	0	0	0	0	0	0	0	0	0	0	0	0	
Master of Arts in Sociology By Research	0	0	0	0	0	0	0	0	0	0	0	0	0	0	0	0	0	
Master of Arts in Southeast Asian Studies By Coursework	9	2	7	5	2	3	0	0	0	0	0	0	0	0	0	0	0	
Bachelor of Arts	415	136	279	514	149	365	424	143	281	302	96	206	0	0	0	1655	524	1131
<b>Continuing Education Centre</b>	<b>297</b>	<b>111</b>	<b>186</b>	<b>0</b>	<b>0</b>	<b>0</b>	<b>0</b>	<b>0</b>	<b>0</b>	<b>0</b>	<b>0</b>	<b>0</b>	<b>0</b>	<b>0</b>	<b>0</b>	<b>297</b>	<b>111</b>	<b>186</b>
University Bridging Programme	256	91	165	0	0	0	0	0	0	0	0	0	0	0	0	256	91	165
Bridging English Course	20	12	8	0	0	0	0	0	0	0	0	0	0	0	0	20	12	8
Diploma in Counselling	6	2	4	0	0	0	0	0	0	0	0	0	0	0	0	6	2	4
Diploma in Education	8	4	4	0	0	0	0	0	0	0	0	0	0	0	0	8	4	4
Diploma in Technical Education	7	2	5	0	0	0	0	0	0	0	0	0	0	0	0	7	2	5
<b>SOAS Centre For Islamic Studies</b>	<b>7</b>	<b>4</b>	<b>3</b>	<b>9</b>	<b>5</b>	<b>4</b>	<b>8</b>	<b>8</b>	<b>0</b>	<b>1</b>	<b>1</b>	<b>0</b>	<b>0</b>	<b>0</b>	<b>0</b>	<b>25</b>	<b>18</b>	<b>7</b>
Ph.D. in Islamic Civilization and Contemporary Issues	7	4	3	5	3	2	7	7	0	1	1	0	0	0	0	20	15	5
Master of Arts In Islamic Civilization and Contemporary Issues By Research	0	0	0	4	2	2	1	1	0	0	0	0	0	0	0	5	3	2
HND in Islamic Studies	0	0	0	0	0	0	0	0	0	0	0	0	0	0	0	0	0	0
<b>Institute of Asian Studies</b>	<b>0</b>	<b>0</b>	<b>0</b>	<b>4</b>	<b>3</b>	<b>1</b>	<b>1</b>	<b>0</b>	<b>1</b>	<b>0</b>	<b>0</b>	<b>0</b>	<b>0</b>	<b>0</b>	<b>0</b>	<b>5</b>	<b>3</b>	<b>2</b>
Ph.D. In Asian Studies	0	0	0	4	3	1	1	0	1	0	0	0	0	0	0	5	3	2
<b>Faculty of Integrated Technologies</b>	<b>29</b>	<b>16</b>	<b>13</b>	<b>50</b>	<b>27</b>	<b>23</b>	<b>19</b>	<b>6</b>	<b>13</b>	<b>14</b>	<b>1</b>	<b>13</b>	<b>0</b>	<b>0</b>	<b>0</b>	<b>112</b>	<b>50</b>	<b>62</b>
Ph.D in Engineering	2	1	1	0	0	0	0	0	0	0	0	0	0	0	0	2	1	1
Ph.D in Systems Engineering	2	1	1	0	0	0	0	0	0	0	0	0	0	0	0	2	1	1
Bachelor of Engineering	25	14	11	50	27	23	19	6	13	14	1	13	0	0	0	108	48	60
<b>Institute of Policy Studies</b>	<b>11</b>	<b>4</b>	<b>7</b>	<b>0</b>	<b>0</b>	<b>0</b>	<b>0</b>	<b>0</b>	<b>0</b>	<b>0</b>	<b>0</b>	<b>0</b>	<b>0</b>	<b>0</b>	<b>0</b>	<b>11</b>	<b>4</b>	<b>7</b>
Ph.D in Public Policy	0	0	0	0	0	0	0	0	0	0	0	0	0	0	0	0	0	0
Master of Public Policy and Management	11	4	7	0	0	0	0	0	0	0	0	0	0	0	0	11	4	7

## 3.1.18 ENROLMENT OF HIGHER EDUCATION INSTITUTIONS BY PROGRAMME, 2015

## 3.1.18.1 UNIVERSITI BRUNEI DARUSSALAM (UBD)

Programme	Education Level																	
	Year 1			Year 2			Year 3			Year 4			Year 5			Total		
	MF	M	F	MF	M	F	MF	M	F	MF	M	F	MF	M	F	MF	M	F
<b>Centre For Advance Materials and Energy Science</b>	5	1	4	0	0	0	0	0	0	0	0	0	0	0	0	5	1	4
Ph.D. in Energy Studies	2	1	1	0	0	0	0	0	0	0	0	0	0	0	0	2	1	1
Master of Science in Energy Study By Research	3	0	3	0	0	0	0	0	0	0	0	0	0	0	0	3	0	3

## 3.1.18 ENROLMENT OF HIGHER EDUCATION INSTITUTIONS BY PROGRAMME, 2015

## 3.1.18.2 UNIVERSITI SULTAN SHARIF ALI (UNISSA)

Programme	Education Level																	
	Year 1			Year 2			Year 3			Year 4			Year 5			Total		
	MF	M	F	MF	M	F	MF	M	F	MF	M	F	MF	M	F	MF	M	F
<b>UNISSA Total</b>	277	108	169	214	89	125	154	41	113	131	54	77	11	3	8	787	295	492
<b>Faculty of Shari'ah and Law</b>	152	57	95	106	41	65	77	21	56	72	33	39	11	3	8	418	155	263
Ph.D. in Shari'ah by Research	2	2	0	1	1	0	1	1	0	1	1	0	0	0	0	5	5	0
Master of Shari'ah by Coursework and Dissertation	10	2	8	7	1	6	4	3	1	2	1	1	0	0	0	23	7	16
Master of Shari'ah (by Research)	1	1	0	5	3	2	5	4	1	3	2	1	0	0	0	14	10	4
Master of Laws (by Research)	0	0	0	3	2	1	4	0	4	0	0	0	0	0	0	7	2	5
Bachelor of Law (LLB) and Bachelor of Shari'ah (BSL)	45	6	39	47	14	33	30	4	26	19	7	12	11	3	8	152	34	118
Bachelor of Shari'ah (Fiqh and Judiciary)	35	13	22	28	11	17	26	8	18	29	11	18	0	0	0	118	43	75
Bachelor of Shari'ah (Fiqh and Usul)	15	7	8	9	6	3	7	1	6	18	11	7	0	0	0	49	25	24
Diploma in Islamic Law and Legal Practice	9	2	7	6	3	3	0	0	0	0	0	0	0	0	0	15	5	10
Post Graduate Diploma in Shari'ah	0	0	0	0	0	0	0	0	0	0	0	0	0	0	0	0	0	0
Certificate of Shariah Criminal Justice System	35	24	11	0	0	0	0	0	0	0	0	0	0	0	0	35	24	11
<b>Faculty of Usuluddin</b>	49	25	24	40	19	21	25	10	15	13	6	7	0	0	0	127	60	67
Ph.D. in Usuluddin by Research	2	2	0	1	1	0	2	1	1	0	0	0	0	0	0	5	4	1
Master of Usuluddin by Coursework and Dissertation	8	1	7	15	4	11	12	5	7	7	4	3	0	0	0	42	14	28
Master of Usuluddin by Research	2	0	2	1	1	0	1	1	0	0	0	0	0	0	0	4	2	2

## 3.1.18 ENROLMENT OF HIGHER EDUCATION INSTITUTIONS BY PROGRAMME, 2015

## 3.1.18.2 UNIVERSITI SULTAN SHARIF ALI (UNISSA)

Programme	Education Level																	
	Year 1			Year 2			Year 3			Year 4			Year 5			Total		
	MF	M	F	MF	M	F	MF	M	F	MF	M	F	MF	M	F	MF	M	F
Bachelor of Usuluddin (Aqidah and Dakwah)	18	9	9	17	10	7	6	2	4	3	1	2	0	0	0	44	22	22
Bachelor of Usuluddin (Tafsir and Hadith)	19	13	6	6	3	3	4	1	3	3	1	2	0	0	0	32	18	14
Post Graduate Diploma in Usuluddin	0	0	0	0	0	0	0	0	0	0	0	0	0	0	0	0	0	0
<b>Faculty of Arabic language and Islamic Civilisation</b>	30	12	18	32	15	17	27	8	19	18	10	8	0	0	0	107	45	62
Ph.D. in Arabic Language by Research	2	2	0	1	0	1	1	0	1	0	0	0	0	0	0	4	2	2
Master of Arabic Language by Coursework and Dissertation	1	0	1	6	2	4	6	0	6	1	0	1	0	0	0	14	2	12
Master of Islamic Civilization and History by Coursework and Dissertation	0	0	0	0	0	0	4	2	2	2	0	2	0	0	0	6	2	4
Master of Arabic Language by Research	1	1	0	0	0	0	1	1	0	0	0	0	0	0	0	2	2	0
Post Graduate Diploma in Arabic Language	0	0	0	0	0	0	0	0	0	0	0	0	0	0	0	0	0	0
Master of Islamic Civilization and History by Research	2	0	2	2	2	0	0	0	0	0	0	0	0	0	0	4	2	2
Bachelor of Arabic Language	17	9	8	18	10	8	11	3	8	12	8	4	0	0	0	58	30	28
Bachelor of History and Islamic Civilization	7	0	7	5	1	4	4	2	2	3	2	1	0	0	0	19	5	14
<b>Faculty of Business and science Management</b>	34	8	26	31	10	21	25	2	23	28	5	23	0	0	0	118	25	93
Master in Finance and Islamic Banking by Research	3	2	1	2	1	1	4	0	4	1	1	0	0	0	0	10	4	6
Bachelor of Science (Islamic Finance)	21	3	18	29	9	20	21	2	19	23	4	19	0	0	0	94	18	76
Bachelor of Science (Business Management)	10	3	7	0	0	0	0	0	0	4	0	4	0	0	0	14	3	11
<b>Knowledge and Language Upgrading Centre</b>	12	6	6	5	4	1	0	0	0	0	0	0	0	0	0	17	10	7
Higher National Diploma in Dirasat Islamiyyah	5	4	1	5	4	1	0	0	0	0	0	0	0	0	0	10	8	2
Barnamij Al-Tarqiyyah	7	2	5	0	0	0	0	0	0	0	0	0	0	0	0	7	2	5

## 3.1.18 ENROLMENT OF HIGHER EDUCATION INSTITUTIONS BY PROGRAMME, 2015

## 3.1.18.3 INSTITUT TEKNOLOGI BRUNEI (ITB)

Programme	Year 1			Year 2			Year 3			Year 4			Year 5			Total		
	MF	M	F	MF	M	F	MF	M	F	MF	M	F	MF	M	F	MF	M	F
	<b>ITB Total</b>	<b>265</b>	<b>140</b>	<b>125</b>	<b>877</b>	<b>419</b>	<b>458</b>	<b>590</b>	<b>284</b>	<b>306</b>	<b>314</b>	<b>146</b>	<b>168</b>	<b>0</b>	<b>0</b>	<b>0</b>	<b>2046</b>	<b>989</b>
<b>Faculty of Engineering</b>	<b>146</b>	<b>83</b>	<b>63</b>	<b>609</b>	<b>321</b>	<b>288</b>	<b>398</b>	<b>209</b>	<b>189</b>	<b>148</b>	<b>82</b>	<b>66</b>	<b>0</b>	<b>0</b>	<b>0</b>	<b>1301</b>	<b>695</b>	<b>606</b>
Master of Science (By Research) in electrical and Electronic Engineering	0	0	0	0	0	0	0	0	0	0	0	0	0	0	0	0	0	0
Bachelor Of Engineering (Hons) in Civil Engineering	13	5	8	17	7	10	10	6	4	22	11	11	0	0	0	62	29	33
Bachelor Of Engineering (Hons) in Civil & Structural Engineering	12	5	7	13	3	10	6	1	5	15	8	7	0	0	0	46	17	29
Bachelor Of Engineering (Hons) in Civil & Geotechnical Engineering	4	1	3	5	1	4	4	3	1	8	3	5	0	0	0	21	8	13
Bachelor Of Engineering (Hons) in Chemical Engineering	29	15	14	46	24	22	22	14	8	0	0	0	0	0	0	97	53	44
Bachelor Of Engineering (Hons) in Petroleum Engineering	21	9	12	36	19	17	0	0	0	0	0	0	0	0	0	57	28	29
Bachelor Of Engineering (Hons) in Electrical & Communications Engineering	6	3	3	14	8	6	15	6	9	17	10	7	0	0	0	52	27	25
Bachelor Of Engineering (Hons) in Electrical & Electronic Engineering	9	8	1	11	6	5	13	7	6	12	9	3	0	0	0	45	30	15
Bachelor Of Engineering (Hons) in Mechatronic Engineering	21	15	6	11	6	5	11	10	1	16	7	9	0	0	0	59	38	21
Bachelor Of Engineering (Hons) in Mechanical Engineering	31	22	9	63	37	26	42	25	17	58	34	24	0	0	0	194	118	76
Foundation Degree in Process Engineering	0	0	0	59	19	40	47	15	32	0	0	0	0	0	0	106	34	72
Foundation Degree in Mechanical Engineering	0	0	0	63	46	17	52	30	22	0	0	0	0	0	0	115	76	39

## 3.1.18 ENROLMENT OF HIGHER EDUCATION INSTITUTIONS BY PROGRAMME, 2015

## 3.1.18.3 INSTITUT TEKNOLOGI BRUNEI (ITB)

Programme	Year 1			Year 2			Year 3			Year 4			Year 5			Total		
	MF	M	F	MF	M	F	MF	M	F	MF	M	F	MF	M	F	MF	M	F
	<b>ITB Total</b>	<b>265</b>	<b>140</b>	<b>125</b>	<b>877</b>	<b>419</b>	<b>458</b>	<b>590</b>	<b>284</b>	<b>306</b>	<b>314</b>	<b>146</b>	<b>168</b>	<b>0</b>	<b>0</b>	<b>0</b>	<b>2046</b>	<b>989</b>
<b>Faculty of Engineering</b>	<b>146</b>	<b>83</b>	<b>63</b>	<b>609</b>	<b>321</b>	<b>288</b>	<b>398</b>	<b>209</b>	<b>189</b>	<b>148</b>	<b>82</b>	<b>66</b>	<b>0</b>	<b>0</b>	<b>0</b>	<b>1301</b>	<b>695</b>	<b>606</b>
HND in Civil Engineering	0	0	0	42	21	21	40	18	22	0	0	0	0	0	0	82	39	43
HND in Construction Management & Quantity Surveying	0	0	0	46	24	22	31	14	17	0	0	0	0	0	0	77	38	39
HND in Communication & Computer Systems Engineering	0	0	0	24	8	16	23	11	12	0	0	0	0	0	0	47	19	28
HND in Electrical Power & Control Engineering	0	0	0	60	35	25	27	16	11	0	0	0	0	0	0	87	51	36
HND in Network Engineering	0	0	0	19	13	6	19	14	5	0	0	0	0	0	0	38	27	11
HND in Mechanical Engineering	0	0	0	80	44	36	36	19	17	0	0	0	0	0	0	116	63	53
HND LV5 in Mechanical Engineering	0	0	0	0	0	0	0	0	0	0	0	0	0	0	0	0	0	0
<b>Faculty of Business and Computing</b>	<b>119</b>	<b>57</b>	<b>62</b>	<b>268</b>	<b>98</b>	<b>170</b>	<b>192</b>	<b>75</b>	<b>117</b>	<b>166</b>	<b>64</b>	<b>102</b>	<b>0</b>	<b>0</b>	<b>0</b>	<b>745</b>	<b>294</b>	<b>451</b>
Master of Science (By research) in Computing and Information System	0	0	0	0	0	0	0	0	0	0	0	0	0	0	0	0	0	0
Bachelor of Business (Hons) in Accounting & Information Systems	19	7	12	48	8	40	16	10	6	4	1	3	0	0	0	87	26	61
Bachelor of Business (Hons) in Marketing & Information Systems	2	0	2	29	10	19	14	2	12	19	10	9	0	0	0	64	22	42
Bachelor of Business (Hons) in Business Information Systems	9	2	7	17	7	10	13	5	8	16	4	12	0	0	0	55	18	37
Bachelor of Business (Hons) in Applied Economics and Finance	7	3	4	15	3	12	9	2	7	8	1	7	0	0	0	39	9	30
Bachelor of Business (Hons) in Finance & e-Business	6	3	3	22	3	19	19	6	13	26	5	21	0	0	0	73	17	56
Bachelor of Business (Hons) in Technology Management	8	3	5	22	7	15	37	12	25	11	3	8	0	0	0	78	25	53
Bachelor of Science (Hons) in Internet Computing	8	4	4	21	10	11	8	1	7	16	7	9	0	0	0	53	22	31
Bachelor of Science (Hons) in Computing	4	2	2	18	13	5	8	4	4	0	0	0	0	0	0	30	19	11

## 3.1.18 ENROLMENT OF HIGHER EDUCATION INSTITUTIONS BY PROGRAMME, 2015

## 3.1.18.3 INSTITUT TEKNOLOGI BRUNEI (ITB)

Programme	Year 1			Year 2			Year 3			Year 4			Year 5			Total		
	MF	M	F	MF	M	F	MF	M	F	MF	M	F	MF	M	F	MF	M	F
	Bachelor of Science (Hons) in Computer Network and Security	21	13	8	25	12	13	19	10	9	15	11	4	0	0	0	80	46
Bachelor of Science (Hons) in Creative Multimedia	12	8	4	19	9	10	17	7	10	0	0	0	0	0	0	48	24	24
Bachelor of Science (Hons) in Digital Media	7	4	3	10	5	5	6	2	4	0	0	0	0	0	0	23	11	12
Bachelor of Business (Hons) in Business Information Technology (Part-time)	16	8	8	14	5	9	19	11	8	25	6	19	0	0	0	74	30	44
Bachelor of Science (Hons) in Internet Computing (Part-time)	0	0	0	8	6	2	7	3	4	26	16	10	0	0	0	41	25	16
HND in Business (Accounting)	0	0	0	0	0	0	0	0	0	0	0	0	0	0	0	0	0	0
HND in Business (Finance)	0	0	0	0	0	0	0	0	0	0	0	0	0	0	0	0	0	0
HND in Business (Management)	0	0	0	0	0	0	0	0	0	0	0	0	0	0	0	0	0	0
HND in Business (Marketing)	0	0	0	0	0	0	0	0	0	0	0	0	0	0	0	0	0	0
HND in Computing	0	0	0	0	0	0	0	0	0	0	0	0	0	0	0	0	0	0
HND in Information Systems	0	0	0	0	0	0	0	0	0	0	0	0	0	0	0	0	0	0
HND in Internet & Multimedia Development	0	0	0	0	0	0	0	0	0	0	0	0	0	0	0	0	0	0

## 3.1.18 ENROLMENT OF HIGHER EDUCATION INSTITUTIONS BY PROGRAMME, 2015

## 3.1.18.4 POLITEKNIK BRUNEI (PB)

Programme	Education Level																				
	Year 1			Year 2			Year 3			Year 4			Year 5			Total					
	MF	M	F	MF	M	F	MF	M	F	MF	M	F	MF	M	F	MF	M	F			
<b>PB Total</b>	845	402	443	447	178	269	0	0	0	0	0	0	0	0	0	0	0	0	1292	580	712
<b>Science and Engineering</b>	324	167	157	79	33	46	0	0	0	0	0	0	0	0	0	0	0	0	403	200	203
AD in Interior Design	0	0	0	59	24	35	0	0	0	0	0	0	0	0	0	0	0	0	59	24	35
AD in Well Engineering	0	0	0	20	9	11	0	0	0	0	0	0	0	0	0	0	0	0	20	9	11
Level 5 Diploma In Engineering (Electrical And Electronics Engineering)	80	53	27	0	0	0	0	0	0	0	0	0	0	0	0	0	0	0	80	53	27
Level 5 Diploma In Petroleum Engineering	36	14	22	0	0	0	0	0	0	0	0	0	0	0	0	0	0	0	36	14	22
Level 5 Diploma In Engineering (Civil Engineering)	44	21	23	0	0	0	0	0	0	0	0	0	0	0	0	0	0	0	44	21	23
Level 5 Diploma In Engineering (Mechanical Engineering)	72	39	33	0	0	0	0	0	0	0	0	0	0	0	0	0	0	0	72	39	33
Level 5 Diploma In Engineering (Communications & Systems Engineering)	27	11	16	0	0	0	0	0	0	0	0	0	0	0	0	0	0	0	27	11	16
Level 5 Diploma In Architecture	34	16	18	0	0	0	0	0	0	0	0	0	0	0	0	0	0	0	34	16	18
Level 5 Diploma In Interior Design	31	13	18	0	0	0	0	0	0	0	0	0	0	0	0	0	0	0	31	13	18
<b>Business</b>	161	58	103	189	58	131	0	0	0	0	0	0	0	0	0	0	0	0	350	116	234
AD in Business Accounting	0	0	0	48	14	34	0	0	0	0	0	0	0	0	0	0	0	0	48	14	34
AD in Business Marketing	0	0	0	29	6	23	0	0	0	0	0	0	0	0	0	0	0	0	29	6	23
AD in Business Finance	0	0	0	51	16	35	0	0	0	0	0	0	0	0	0	0	0	0	51	16	35
AD in Business Entrepreneurship	0	0	0	14	9	5	0	0	0	0	0	0	0	0	0	0	0	0	14	9	5
AD in Business Management	0	0	0	47	13	34	0	0	0	0	0	0	0	0	0	0	0	0	47	13	34
Level 5 Diploma In Business Studies (General)	16	8	8	0	0	0	0	0	0	0	0	0	0	0	0	0	0	0	16	8	8
Level 5 Diploma In Business Studies (Entrepreneurship)	16	9	7	0	0	0	0	0	0	0	0	0	0	0	0	0	0	0	16	9	7
Level 5 Diploma In Business Studies (Marketing)	21	11	10	0	0	0	0	0	0	0	0	0	0	0	0	0	0	0	21	11	10
Level 5 Diploma In Business Studies (Human Resource Management)	34	11	23	0	0	0	0	0	0	0	0	0	0	0	0	0	0	0	34	11	23

## 3.1.18 ENROLMENT OF HIGHER EDUCATION INSTITUTIONS BY PROGRAMME, 2015

## 3.1.18.4 POLITEKNIK BRUNEI (PB)

Programme	Education Level																				
	Year 1			Year 2			Year 3			Year 4			Year 5			Total					
	MF	M	F	MF	M	F	MF	M	F	MF	M	F	MF	M	F	MF	M	F			
Level 5 Diploma In Business Accounting And Finance	74	19	55	0	0	0	0	0	0	0	0	0	0	0	0	0	0	0	74	19	55
<b>Information and Communication Technology</b>	<b>243</b>	<b>146</b>	<b>97</b>	<b>179</b>	<b>87</b>	<b>92</b>	<b>0</b>	<b>0</b>	<b>0</b>	<b>0</b>	<b>0</b>	<b>0</b>	<b>0</b>	<b>0</b>	<b>0</b>	<b>0</b>	<b>0</b>	<b>0</b>	<b>422</b>	<b>233</b>	<b>189</b>
AD in Computer Network	0	0	0	51	31	20	0	0	0	0	0	0	0	0	0	0	0	0	51	31	20
AD in Web Computing	0	0	0	26	8	18	0	0	0	0	0	0	0	0	0	0	0	0	26	8	18
AD in Information System and Technology	0	0	0	46	19	27	0	0	0	0	0	0	0	0	0	0	0	0	46	19	27
AD in Digital Media	0	0	0	29	19	10	0	0	0	0	0	0	0	0	0	0	0	0	29	19	10
AD in Information Science	0	0	0	27	10	17	0	0	0	0	0	0	0	0	0	0	0	0	27	10	17
Level 5 Diploma In Science Technology	44	15	29	0	0	0	0	0	0	0	0	0	0	0	0	0	0	0	44	15	29
Level 5 Diploma In Information And Communication Technology (Network And Security)	79	57	22	0	0	0	0	0	0	0	0	0	0	0	0	0	0	0	79	57	22
Level 5 Diploma In Information And Communication Technology (Digital Media)	62	38	24	0	0	0	0	0	0	0	0	0	0	0	0	0	0	0	62	38	24
Level 5 Diploma In Information And Communication Technology (Web Development)	17	10	7	0	0	0	0	0	0	0	0	0	0	0	0	0	0	0	17	10	7
Level 5 Diploma In Information And Communication Technology (Library Informatics & Computing)	13	4	9	0	0	0	0	0	0	0	0	0	0	0	0	0	0	0	13	4	9
Level 5 Diploma In Information And Communication Technology (Information Systems)	28	22	6	0	0	0	0	0	0	0	0	0	0	0	0	0	0	0	28	22	6
<b>Health</b>	<b>117</b>	<b>31</b>	<b>86</b>	<b>0</b>	<b>0</b>	<b>0</b>	<b>0</b>	<b>0</b>	<b>0</b>	<b>0</b>	<b>0</b>	<b>0</b>	<b>0</b>	<b>0</b>	<b>0</b>	<b>0</b>	<b>0</b>	<b>0</b>	<b>117</b>	<b>31</b>	<b>86</b>
Level 4 Diploma In Health Science (Midwifery)	12	0	12	0	0	0	0	0	0	0	0	0	0	0	0	0	0	0	12	0	12
Level 4 Diploma In Health Science (Nursing)	81	18	63	0	0	0	0	0	0	0	0	0	0	0	0	0	0	0	81	18	63
Level 4 Diploma In Health Science (Paramedic)	24	13	11	0	0	0	0	0	0	0	0	0	0	0	0	0	0	0	24	13	11

## 3.1.19 VOCATIONAL TECHNICAL AND HIGHER EDUCATION INSTRUCTORS/LECTURERS BY ACADEMIC QUALIFICATION, TERMS OF SERVICE, AGE GROUP AND YEARS OF SERVICE, 2015

Categories	Lecturers / Instructors																	
	Vocational Technical									Higher Education								
	Citizen			Non Citizen			Total			Citizen			Non Citizen			Total		
	MF	M	F	MF	M	F	MF	M	F	MF	M	F	MF	M	F	MF	M	F
<b>Nationality</b>	<b>440</b>	<b>202</b>	<b>238</b>	<b>66</b>	<b>44</b>	<b>22</b>	<b>506</b>	<b>246</b>	<b>260</b>	<b>456</b>	<b>181</b>	<b>275</b>	<b>229</b>	<b>208</b>	<b>21</b>	<b>685</b>	<b>389</b>	<b>296</b>
<b>Academic Qualification</b>	<b>440</b>	<b>202</b>	<b>238</b>	<b>66</b>	<b>44</b>	<b>22</b>	<b>506</b>	<b>246</b>	<b>260</b>	<b>456</b>	<b>181</b>	<b>275</b>	<b>229</b>	<b>208</b>	<b>21</b>	<b>685</b>	<b>389</b>	<b>296</b>
Ph.D.	3	1	2	6	5	1	9	6	3	109	36	73	213	197	16	322	233	89
Master's Degree	92	42	50	24	17	7	116	59	57	284	114	170	10	8	2	294	122	172
Bachelor's Degree	180	72	108	26	14	12	206	86	120	63	31	32	6	3	3	69	34	35
Post Graduate Diploma	9	4	5	1	1	0	10	5	5	0	0	0	0	0	0	0	0	0
Certificate in Education	3	2	1	0	0	0	3	2	1	0	0	0	0	0	0	0	0	0
HND, AD, Level 5 Diploma	129	63	66	4	4	0	133	67	66	0	0	0	0	0	0	0	0	0
HNC	6	5	1	3	3	0	9	8	1	0	0	0	0	0	0	0	0	0
ND, OND, Level 4 Diploma	10	7	3	1	0	1	11	7	4	0	0	0	0	0	0	0	0	0
City & Guilds, ONC, Certificates	6	5	1	1	0	1	7	5	2	0	0	0	0	0	0	0	0	0
BCGCE A Level, STPU, STP	1	0	1	0	0	0	1	0	1	0	0	0	0	0	0	0	0	0
BCGCE O Level, SPU, SPS	1	1	0	0	0	0	1	1	0	0	0	0	0	0	0	0	0	0
PMB	0	0	0	0	0	0	0	0	0	0	0	0	0	0	0	0	0	0
PSR Below	0	0	0	0	0	0	0	0	0	0	0	0	0	0	0	0	0	0
<b>Trained and Untrained</b>	<b>440</b>	<b>202</b>	<b>238</b>	<b>66</b>	<b>44</b>	<b>22</b>	<b>506</b>	<b>246</b>	<b>260</b>	<b>456</b>	<b>181</b>	<b>275</b>	<b>229</b>	<b>208</b>	<b>21</b>	<b>685</b>	<b>389</b>	<b>296</b>
Trained Teachers	332	142	190	42	26	16	374	168	206	368	146	222	198	179	19	566	325	241
Untrained Teachers	108	60	48	24	18	6	132	78	54	88	35	53	31	29	2	119	64	55
<b>Terms of Service (For Government Institution Only)</b>	<b>440</b>	<b>202</b>	<b>238</b>	<b>66</b>	<b>44</b>	<b>22</b>	<b>506</b>	<b>246</b>	<b>260</b>	<b>456</b>	<b>181</b>	<b>275</b>	<b>229</b>	<b>208</b>	<b>21</b>	<b>685</b>	<b>389</b>	<b>296</b>
<b>Permanent:</b>																		
Pension	26	26	0	0	0	0	26	26	0	34	15	19	1	0	1	35	15	20
TAP	269	101	168	1	0	1	270	101	169	392	153	239	0	0	0	392	153	239
Month to Month	3	2	1	8	1	7	11	3	8	4	1	3	0	0	0	4	1	3
Probation	82	39	43	0	0	0	82	39	43	10	4	6	0	0	0	10	4	6
Daily Paid	59	33	26	2	0	2	61	33	28	16	8	8	5	3	2	21	11	10
Contract	1	1	0	55	43	12	56	44	12	0	0	0	223	205	18	223	205	18
CFBT	0	0	0	0	0	0	0	0	0	0	0	0	0	0	0	0	0	0
<b>Age Group</b>	<b>440</b>	<b>202</b>	<b>238</b>	<b>66</b>	<b>44</b>	<b>22</b>	<b>506</b>	<b>246</b>	<b>260</b>	<b>456</b>	<b>181</b>	<b>275</b>	<b>229</b>	<b>208</b>	<b>21</b>	<b>685</b>	<b>389</b>	<b>296</b>
24 and below	19	10	9	0	0	0	19	10	9	41	14	27	82	69	13	123	83	40
25 - 29	110	51	59	0	0	0	110	51	59	101	40	61	27	25	2	128	65	63
30 -34	105	40	65	5	2	3	110	42	68	105	35	70	13	12	1	118	47	71
35 - 39	65	30	35	5	4	1	70	34	36	93	40	53	16	14	2	109	54	55
40 - 44	61	21	40	8	6	2	69	27	42	64	30	34	20	18	2	84	48	36
45 - 49	24	13	11	9	3	6	33	16	17	28	12	16	14	14	0	42	26	16
50 - 54	46	31	15	9	7	2	55	38	17	22	9	13	18	17	1	40	26	14
55 - 59	7	4	3	15	11	4	22	15	7	2	1	1	17	17	0	19	18	1
60 and Above	3	2	1	15	11	4	18	13	5	0	0	0	22	22	0	22	22	0
Unknown	0	0	0	0	0	0	0	0	0	0	0	0	0	0	0	0	0	0
<b>Service (Year)</b>	<b>440</b>	<b>202</b>	<b>238</b>	<b>66</b>	<b>44</b>	<b>22</b>	<b>506</b>	<b>246</b>	<b>260</b>	<b>456</b>	<b>181</b>	<b>275</b>	<b>229</b>	<b>208</b>	<b>21</b>	<b>685</b>	<b>389</b>	<b>296</b>
Below 1	34	19	15	4	3	1	38	22	16	42	19	23	52	48	4	94	67	27
1 - 2	87	45	42	0	0	0	87	45	42	32	18	14	46	44	2	78	62	16
3 - 5	43	22	21	10	9	1	53	31	22	83	37	46	70	58	12	153	95	58
6 - 10	137	47	90	14	4	10	151	51	100	86	20	66	23	21	2	109	41	68
11 - 15	39	15	24	10	6	4	49	21	28	97	40	57	14	14	0	111	54	57
16 - 20	43	14	29	19	15	4	62	29	33	67	28	39	14	13	1	81	41	40
21 and Above	56	40	16	9	7	2	65	47	18	49	19	30	10	10	0	59	29	30
Unknown	1	0	1	0	0	0	1	0	1	0	0	0	0	0	0	0	0	0

**3.1.20 VOCATIONAL TECHNICAL INSTRUCTORS' ACADEMIC QUALIFICATION, TERMS OF SERVICE, AGE GROUP AND YEARS OF SERVICE BY INSTITUTION, 2015**
**3.1.20.1 MAKTAB TEKNIK SULTAN SAIFUL RIJAL (MTSSR)**

Categories	Lecturers / Instructors								
	Citizen			Non Citizen			Total		
	MF	M	F	MF	M	F	MF	M	F
<b>Nationality</b>	<b>80</b>	<b>35</b>	<b>45</b>	<b>15</b>	<b>10</b>	<b>5</b>	<b>95</b>	<b>45</b>	<b>50</b>
<b>Academic Qualification</b>	<b>80</b>	<b>35</b>	<b>45</b>	<b>15</b>	<b>10</b>	<b>5</b>	<b>95</b>	<b>45</b>	<b>50</b>
Ph.D.	0	0	0	0	0	0	0	0	0
Master's Degree	6	4	2	7	6	1	13	10	3
Bachelor's Degree	44	17	27	7	3	4	51	20	31
Post Graduate Diploma	0	0	0	0	0	0	0	0	0
Certificate in Education	2	1	1	0	0	0	2	1	1
HND, AD, Level 5 Diploma	25	10	15	0	0	0	25	10	15
HNC	1	1	0	1	1	0	2	2	0
ND, OND, Level 4 Diploma	0	0	0	0	0	0	0	0	0
City & Guilds, ONC, Certificates	2	2	0	0	0	0	2	2	0
BCGCE A Level, STPU, STP	0	0	0	0	0	0	0	0	0
BCGCE O Level, SPU, SPS	0	0	0	0	0	0	0	0	0
PMB	0	0	0	0	0	0	0	0	0
PSR Below	0	0	0	0	0	0	0	0	0
<b>Trained and Untrained</b>	<b>80</b>	<b>35</b>	<b>45</b>	<b>15</b>	<b>10</b>	<b>5</b>	<b>95</b>	<b>45</b>	<b>50</b>
Trained Teachers	65	28	37	15	10	5	80	38	42
Untrained Teachers	15	7	8	0	0	0	15	7	8
<b>Terms of Service (For Government Institution Only)</b>	<b>80</b>	<b>35</b>	<b>45</b>	<b>15</b>	<b>10</b>	<b>5</b>	<b>95</b>	<b>45</b>	<b>50</b>
<b>Permanent:</b>									
Pension	0	0	0	0	0	0	0	0	0
TAP	69	28	41	0	0	0	69	28	41
Month to Month	0	0	0	1	0	1	1	0	1
Probation	0	0	0	0	0	0	0	0	0
Daily Paid	11	7	4	0	0	0	11	7	4
Contract	0	0	0	14	10	4	14	10	4
CFBT	0	0	0	0	0	0	0	0	0
<b>Age Group</b>	<b>80</b>	<b>35</b>	<b>45</b>	<b>15</b>	<b>10</b>	<b>5</b>	<b>95</b>	<b>45</b>	<b>50</b>
24 and below	3	3	0	0	0	0	3	3	0
25 - 29	11	3	8	0	0	0	11	3	8
30 -34	18	6	12	0	0	0	18	6	12
35 - 39	14	6	8	0	0	0	14	6	8
40 - 44	9	5	4	0	0	0	9	5	4
45 - 49	11	4	7	2	0	2	13	4	9
50 - 54	9	4	5	2	1	1	11	5	6
55 - 59	2	2	0	3	3	0	5	5	0
60 and Above	3	2	1	8	6	2	11	8	3
Unknown	0	0	0	0	0	0	0	0	0
<b>Service (Year)</b>	<b>80</b>	<b>35</b>	<b>45</b>	<b>15</b>	<b>10</b>	<b>5</b>	<b>95</b>	<b>45</b>	<b>50</b>
Below 1	10	6	4	0	0	0	10	6	4
1 - 2	8	4	4	0	0	0	8	4	4
3 - 5	4	2	2	0	0	0	4	2	2
6 - 10	24	9	15	2	0	2	26	9	17
11 - 15	7	2	5	4	3	1	11	5	6
16 - 20	10	3	7	5	5	0	15	8	7
21 and Above	17	9	8	4	2	2	21	11	10
Unknown	0	0	0	0	0	0	0	0	0

**3.1.20 VOCATIONAL TECHNICAL INSTRUCTORS' ACADEMIC QUALIFICATION, TERMS OF SERVICE, AGE GROUP AND YEARS OF SERVICE BY INSTITUTION, 2015**
**3.1.20.2 PUSAT LATIHAN MEKANIK (PLM)**

Categories	Lecturers / Instructors								
	Citizen			Non Citizen			Total		
	MF	M	F	MF	M	F	MF	M	F
<b>Nationality</b>	<b>61</b>	<b>32</b>	<b>29</b>	<b>3</b>	<b>3</b>	<b>0</b>	<b>64</b>	<b>35</b>	<b>29</b>
<b>Academic Qualification</b>	<b>61</b>	<b>32</b>	<b>29</b>	<b>3</b>	<b>3</b>	<b>0</b>	<b>64</b>	<b>35</b>	<b>29</b>
Ph.D.	2	1	1	0	0	0	2	1	1
Master's Degree	10	1	9	1	1	0	11	2	9
Bachelor's Degree	25	16	9	0	0	0	25	16	9
Post Graduate Diploma	0	0	0	1	1	0	1	1	0
Certificate in Education	0	0	0	0	0	0	0	0	0
HND, AD, Level 5 Diploma	22	13	9	0	0	0	22	13	9
HNC	0	0	0	1	1	0	1	1	0
ND, OND, Level 4 Diploma	2	1	1	0	0	0	2	1	1
City & Guilds, ONC, Certificates	0	0	0	0	0	0	0	0	0
BCGCE A Level, STPU, STP	0	0	0	0	0	0	0	0	0
BCGCE O Level, SPU, SPS	0	0	0	0	0	0	0	0	0
PMB	0	0	0	0	0	0	0	0	0
PSR Below	0	0	0	0	0	0	0	0	0
<b>Trained and Untrained</b>	<b>61</b>	<b>32</b>	<b>29</b>	<b>3</b>	<b>3</b>	<b>0</b>	<b>64</b>	<b>35</b>	<b>29</b>
Trained Teachers	43	22	21	3	3	0	46	25	21
Untrained Teachers	18	10	8	0	0	0	18	10	8
<b>Terms of Service (For Government Institution Only)</b>	<b>61</b>	<b>32</b>	<b>29</b>	<b>3</b>	<b>3</b>	<b>0</b>	<b>64</b>	<b>35</b>	<b>29</b>
<b>Permanent:</b>									
Pension	8	8	0	0	0	0	8	8	0
TAP	28	10	18	0	0	0	28	10	18
Month to Month	0	0	0	0	0	0	0	0	0
Probation	18	11	7	0	0	0	18	11	7
Daily Paid	7	3	4	0	0	0	7	3	4
Contract	0	0	0	3	3	0	3	3	0
CFBT	0	0	0	0	0	0	0	0	0
<b>Age Group</b>	<b>61</b>	<b>32</b>	<b>29</b>	<b>3</b>	<b>3</b>	<b>0</b>	<b>64</b>	<b>35</b>	<b>29</b>
24 and below	2	1	1	0	0	0	2	1	1
25 - 29	17	9	8	0	0	0	17	9	8
30 -34	12	2	10	0	0	0	12	2	10
35 - 39	11	5	6	0	0	0	11	5	6
40 - 44	5	2	3	1	1	0	6	3	3
45 - 49	3	3	0	0	0	0	3	3	0
50 - 54	11	10	1	1	1	0	12	11	1
55 - 59	0	0	0	0	0	0	0	0	0
60 and Above	0	0	0	1	1	0	1	1	0
Unknown	0	0	0	0	0	0	0	0	0
<b>Service (Year)</b>	<b>61</b>	<b>32</b>	<b>29</b>	<b>3</b>	<b>3</b>	<b>0</b>	<b>64</b>	<b>35</b>	<b>29</b>
Below 1	2	2	0	0	0	0	2	2	0
1 - 2	17	8	9	0	0	0	17	8	9
3 - 5	4	2	2	1	1	0	5	3	2
6 - 10	18	4	14	0	0	0	18	4	14
11 - 15	3	3	0	0	0	0	3	3	0
16 - 20	8	4	4	1	1	0	9	5	4
21 and Above	9	9	0	1	1	0	10	10	0
Unknown	0	0	0	0	0	0	0	0	0



**3.1.20 VOCATIONAL TECHNICAL INSTRUCTORS' ACADEMIC QUALIFICATION, TERMS OF SERVICE, AGE GROUP AND YEARS OF SERVICE BY INSTITUTION, 2015**
**3.1.20.3 SEKOLAH PERDAGANGAN (SP)**

Categories	Lecturers / Instructors								
	Citizen			Non Citizen			Total		
	MF	M	F	MF	M	F	MF	M	F
<b>Nationality</b>	<b>41</b>	<b>12</b>	<b>29</b>	<b>7</b>	<b>3</b>	<b>4</b>	<b>48</b>	<b>15</b>	<b>33</b>
<b>Academic Qualification</b>	<b>41</b>	<b>12</b>	<b>29</b>	<b>7</b>	<b>3</b>	<b>4</b>	<b>48</b>	<b>15</b>	<b>33</b>
Ph.D.	0	0	0	0	0	0	0	0	0
Master's Degree	15	4	11	3	2	1	18	6	12
Bachelor's Degree	19	4	15	3	1	2	22	5	17
Post Graduate Diploma	3	1	2	0	0	0	3	1	2
Certificate in Education	1	1	0	0	0	0	1	1	0
HND, AD, Level 5 Diploma	2	2	0	0	0	0	2	2	0
HNC	0	0	0	0	0	0	0	0	0
ND, OND, Level 4 Diploma	1	0	1	1	0	1	2	0	2
City & Guilds, ONC, Certificates	0	0	0	0	0	0	0	0	0
BCGCE A Level, STPU, STP	0	0	0	0	0	0	0	0	0
BCGCE O Level, SPU, SPS	0	0	0	0	0	0	0	0	0
PMB	0	0	0	0	0	0	0	0	0
PSR Below	0	0	0	0	0	0	0	0	0
<b>Trained and Untrained</b>	<b>41</b>	<b>12</b>	<b>29</b>	<b>7</b>	<b>3</b>	<b>4</b>	<b>48</b>	<b>15</b>	<b>33</b>
Trained Teachers	28	9	19	2	0	2	30	9	21
Untrained Teachers	13	3	10	5	3	2	18	6	12
<b>Terms of Service (For Government Institution Only)</b>	<b>41</b>	<b>12</b>	<b>29</b>	<b>7</b>	<b>3</b>	<b>4</b>	<b>48</b>	<b>15</b>	<b>33</b>
<b>Permanent:</b>									
Pension	0	0	0	0	0	0	0	0	0
TAP	23	7	16	0	0	0	23	7	16
Month to Month	0	0	0	4	1	3	4	1	3
Probation	14	5	9	0	0	0	14	5	9
Daily Paid	4	0	4	0	0	0	4	0	4
Contract	0	0	0	3	2	1	3	2	1
CFBT	0	0	0	0	0	0	0	0	0
<b>Age Group</b>	<b>41</b>	<b>12</b>	<b>29</b>	<b>7</b>	<b>3</b>	<b>4</b>	<b>48</b>	<b>15</b>	<b>33</b>
24 and below	0	0	0	0	0	0	0	0	0
25 - 29	9	3	6	0	0	0	9	3	6
30 -34	14	5	9	0	0	0	14	5	9
35 - 39	6	2	4	0	0	0	6	2	4
40 - 44	9	1	8	3	2	1	12	3	9
45 - 49	1	1	0	2	1	1	3	2	1
50 - 54	0	0	0	0	0	0	0	0	0
55 - 59	2	0	2	1	0	1	3	0	3
60 and Above	0	0	0	1	0	1	1	0	1
Unknown	0	0	0	0	0	0	0	0	0
<b>Service (Year)</b>	<b>41</b>	<b>12</b>	<b>29</b>	<b>7</b>	<b>3</b>	<b>4</b>	<b>48</b>	<b>15</b>	<b>33</b>
Below 1	3	0	3	0	0	0	3	0	3
1 - 2	4	0	4	0	0	0	4	0	4
3 - 5	4	2	2	0	0	0	4	2	2
6 - 10	23	8	15	3	1	2	26	9	17
11 - 15	4	1	3	2	1	1	6	2	4
16 - 20	2	0	2	2	1	1	4	1	3
21 and Above	1	1	0	0	0	0	1	1	0
Unknown	0	0	0	0	0	0	0	0	0

**3.1.20 VOCATIONAL TECHNICAL INSTRUCTORS' ACADEMIC QUALIFICATION, TERMS OF SERVICE, AGE GROUP AND YEARS OF SERVICE BY INSTITUTION, 2015**
**3.1.20.4 SEKOLAH VOKASIONAL NAKHODA RAGAM (SVNR)**

Categories	Lecturers / Instructors								
	Citizen			Non Citizen			Total		
	MF	M	F	MF	M	F	MF	M	F
<b>Nationality</b>	<b>90</b>	<b>44</b>	<b>46</b>	<b>4</b>	<b>0</b>	<b>4</b>	<b>94</b>	<b>44</b>	<b>50</b>
<b>Academic Qualification</b>	<b>90</b>	<b>44</b>	<b>46</b>	<b>4</b>	<b>0</b>	<b>4</b>	<b>94</b>	<b>44</b>	<b>50</b>
Ph.D.	0	0	0	0	0	0	0	0	0
Master's Degree	22	10	12	1	0	1	23	10	13
Bachelor's Degree	23	11	12	3	0	3	26	11	15
Post Graduate Diploma	0	0	0	0	0	0	0	0	0
Certificate in Education	0	0	0	0	0	0	0	0	0
HND, AD, Level 5 Diploma	39	19	20	0	0	0	39	19	20
HNC	1	1	0	0	0	0	1	1	0
ND, OND, Level 4 Diploma	2	1	1	0	0	0	2	1	1
City & Guilds, ONC, Certificates	3	2	1	0	0	0	3	2	1
BCGCE A Level, STPU, STP	0	0	0	0	0	0	0	0	0
BCGCE O Level, SPU, SPS	0	0	0	0	0	0	0	0	0
PMB	0	0	0	0	0	0	0	0	0
PSR Below	0	0	0	0	0	0	0	0	0
<b>Trained and Untrained</b>	<b>90</b>	<b>44</b>	<b>46</b>	<b>4</b>	<b>0</b>	<b>4</b>	<b>94</b>	<b>44</b>	<b>50</b>
Trained Teachers	68	31	37	1	0	1	69	31	38
Untrained Teachers	22	13	9	3	0	3	25	13	12
<b>Terms of Service (For Government Institution Only)</b>	<b>90</b>	<b>44</b>	<b>46</b>	<b>4</b>	<b>0</b>	<b>4</b>	<b>94</b>	<b>44</b>	<b>50</b>
<b>Permanent:</b>									
Pension	13	13	0	0	0	0	13	13	0
TAP	34	8	26	0	0	0	34	8	26
Month to Month	1	1	0	2	0	2	3	1	2
Probation	27	12	15	0	0	0	27	12	15
Daily Paid	14	9	5	1	0	1	15	9	6
Contract	1	1	0	1	0	1	2	1	1
CFBT	0	0	0	0	0	0	0	0	0
<b>Age Group</b>	<b>90</b>	<b>44</b>	<b>46</b>	<b>4</b>	<b>0</b>	<b>4</b>	<b>94</b>	<b>44</b>	<b>50</b>
24 and below	3	3	0	0	0	0	3	3	0
25 - 29	24	10	14	0	0	0	24	10	14
30 -34	16	7	9	1	0	1	17	7	10
35 - 39	9	3	6	1	0	1	10	3	7
40 - 44	13	5	8	0	0	0	13	5	8
45 - 49	5	3	2	1	0	1	6	3	3
50 - 54	17	11	6	0	0	0	17	11	6
55 - 59	3	2	1	1	0	1	4	2	2
60 and Above	0	0	0	0	0	0	0	0	0
Unknown	0	0	0	0	0	0	0	0	0
<b>Service (Year)</b>	<b>90</b>	<b>44</b>	<b>46</b>	<b>4</b>	<b>0</b>	<b>4</b>	<b>94</b>	<b>44</b>	<b>50</b>
Below 1	9	6	3	0	0	0	9	6	3
1 - 2	14	6	8	0	0	0	14	6	8
3 - 5	7	4	3	1	0	1	8	4	4
6 - 10	16	5	11	2	0	2	18	5	13
11 - 15	11	5	6	0	0	0	11	5	6
16 - 20	11	3	8	1	0	1	12	3	9
21 and Above	21	15	6	0	0	0	21	15	6
Unknown	1	0	1	0	0	0	1	0	1

**3.1.20 VOCATIONAL TECHNICAL INSTRUCTORS' ACADEMIC QUALIFICATION, TERMS OF SERVICE, AGE GROUP AND YEARS OF SERVICE BY INSTITUTION, 2015**
**3.1.20.5 SEKOLAH VOKASIONAL WASAN (SVW)**

Categories	Lecturers / Instructors								
	Citizen			Non Citizen			Total		
	MF	M	F	MF	M	F	MF	M	F
<b>Nationality</b>	<b>46</b>	<b>21</b>	<b>25</b>	<b>10</b>	<b>9</b>	<b>1</b>	<b>56</b>	<b>30</b>	<b>26</b>
<b>Academic Qualification</b>	<b>46</b>	<b>21</b>	<b>25</b>	<b>10</b>	<b>9</b>	<b>1</b>	<b>56</b>	<b>30</b>	<b>26</b>
Ph.D.	1	0	1	2	2	0	3	2	1
Master's Degree	17	10	7	6	5	1	23	15	8
Bachelor's Degree	20	8	12	2	2	0	22	10	12
Post Graduate Diploma	1	1	0	0	0	0	1	1	0
Certificate in Education	0	0	0	0	0	0	0	0	0
HND, AD, Level 5 Diploma	5	1	4	0	0	0	5	1	4
HNC	0	0	0	0	0	0	0	0	0
ND, OND, Level 4 Diploma	0	0	0	0	0	0	0	0	0
City & Guilds, ONC, Certificates	0	0	0	0	0	0	0	0	0
BCGCE A Level, STPU, STP	1	0	1	0	0	0	1	0	1
BCGCE O Level, SPU, SPS	1	1	0	0	0	0	1	1	0
PMB	0	0	0	0	0	0	0	0	0
PSR Below	0	0	0	0	0	0	0	0	0
<b>Trained and Untrained</b>	<b>46</b>	<b>21</b>	<b>25</b>	<b>10</b>	<b>9</b>	<b>1</b>	<b>56</b>	<b>30</b>	<b>26</b>
Trained Teachers	33	14	19	2	1	1	35	15	20
Untrained Teachers	13	7	6	8	8	0	21	15	6
<b>Terms of Service (For Government Institution Only)</b>	<b>46</b>	<b>21</b>	<b>25</b>	<b>10</b>	<b>9</b>	<b>1</b>	<b>56</b>	<b>30</b>	<b>26</b>
<b>Permanent:</b>									
Pension	0	0	0	0	0	0	0	0	0
TAP	23	8	15	0	0	0	23	8	15
Month to Month	0	0	0	0	0	0	0	0	0
Probation	16	8	8	0	0	0	16	8	8
Daily Paid	7	5	2	0	0	0	7	5	2
Contract	0	0	0	10	9	1	10	9	1
CFBT	0	0	0	0	0	0	0	0	0
<b>Age Group</b>	<b>46</b>	<b>21</b>	<b>25</b>	<b>10</b>	<b>9</b>	<b>1</b>	<b>56</b>	<b>30</b>	<b>26</b>
24 and below	3	1	2	0	0	0	3	1	2
25 - 29	16	10	6	0	0	0	16	10	6
30 -34	11	4	7	1	1	0	12	5	7
35 - 39	5	3	2	2	2	0	7	5	2
40 - 44	7	2	5	2	2	0	9	4	5
45 - 49	2	1	1	1	1	0	3	2	1
50 - 54	2	0	2	2	2	0	4	2	2
55 - 59	0	0	0	2	1	1	2	1	1
60 and Above	0	0	0	0	0	0	0	0	0
Unknown	0	0	0	0	0	0	0	0	0
<b>Service (Year)</b>	<b>46</b>	<b>21</b>	<b>25</b>	<b>10</b>	<b>9</b>	<b>1</b>	<b>56</b>	<b>30</b>	<b>26</b>
Below 1	3	1	2	0	0	0	3	1	2
1 - 2	18	12	6	0	0	0	18	12	6
3 - 5	6	3	3	8	8	0	14	11	3
6 - 10	13	4	9	1	0	1	14	4	10
11 - 15	3	1	2	0	0	0	3	1	2
16 - 20	2	0	2	1	1	0	3	1	2
21 and Above	1	0	1	0	0	0	1	0	1
Unknown	0	0	0	0	0	0	0	0	0

**3.1.20 VOCATIONAL TECHNICAL INSTRUCTORS' ACADEMIC QUALIFICATION, TERMS OF SERVICE, AGE GROUP AND YEARS OF SERVICE BY INSTITUTION, 2015**
**3.1.20.6 MAKTAB KEJURUTERAAN JEFRI BOLKIAH (MKJB)**

Categories	Lecturers / Instructors								
	Citizen			Non Citizen			Total		
	MF	M	F	MF	M	F	MF	M	F
<b>Nationality</b>	<b>75</b>	<b>37</b>	<b>38</b>	<b>16</b>	<b>12</b>	<b>4</b>	<b>91</b>	<b>49</b>	<b>42</b>
<b>Academic Qualification</b>	<b>75</b>	<b>37</b>	<b>38</b>	<b>16</b>	<b>12</b>	<b>4</b>	<b>91</b>	<b>49</b>	<b>42</b>
Ph.D.	0	0	0	1	1	0	1	1	0
Master's Degree	18	12	6	6	3	3	24	15	9
Bachelor's Degree	23	8	15	5	4	1	28	12	16
Post Graduate Diploma	5	2	3	0	0	0	5	2	3
Certificate in Education	0	0	0	0	0	0	0	0	0
HND, AD, Level 5 Diploma	26	12	14	4	4	0	30	16	14
HNC	1	1	0	0	0	0	1	1	0
ND, OND, Level 4 Diploma	2	2	0	0	0	0	2	2	0
City & Guilds, ONC, Certificates	0	0	0	0	0	0	0	0	0
BCGCE A Level, STPU, STP	0	0	0	0	0	0	0	0	0
BCGCE O Level, SPU, SPS	0	0	0	0	0	0	0	0	0
PMB	0	0	0	0	0	0	0	0	0
PSR Below	0	0	0	0	0	0	0	0	0
<b>Trained and Untrained</b>	<b>75</b>	<b>37</b>	<b>38</b>	<b>16</b>	<b>12</b>	<b>4</b>	<b>91</b>	<b>49</b>	<b>42</b>
Trained Teachers	53	20	33	9	5	4	62	25	37
Untrained Teachers	22	17	5	7	7	0	29	24	5
<b>Terms of Service (For Government Institution Only)</b>	<b>75</b>	<b>37</b>	<b>38</b>	<b>16</b>	<b>12</b>	<b>4</b>	<b>91</b>	<b>49</b>	<b>42</b>
<b>Permanent:</b>									
Pension	2	2	0	0	0	0	2	2	0
TAP	62	28	34	1	0	1	63	28	35
Month to Month	0	0	0	0	0	0	0	0	0
Probation	0	0	0	0	0	0	0	0	0
Daily Paid	11	7	4	0	0	0	11	7	4
Contract	0	0	0	15	12	3	15	12	3
CFBT	0	0	0	0	0	0	0	0	0
<b>Age Group</b>	<b>75</b>	<b>37</b>	<b>38</b>	<b>16</b>	<b>12</b>	<b>4</b>	<b>91</b>	<b>49</b>	<b>42</b>
24 and below	5	2	3	0	0	0	5	2	3
25 - 29	21	11	10	0	0	0	21	11	10
30 -34	23	13	10	2	1	1	25	14	11
35 - 39	9	3	6	2	2	0	11	5	6
40 - 44	13	5	8	1	0	1	14	5	9
45 - 49	1	1	0	1	1	0	2	2	0
50 - 54	3	2	1	1	1	0	4	3	1
55 - 59	0	0	0	5	4	1	5	4	1
60 and Above	0	0	0	4	3	1	4	3	1
Unknown	0	0	0	0	0	0	0	0	0
<b>Service (Year)</b>	<b>75</b>	<b>37</b>	<b>38</b>	<b>16</b>	<b>12</b>	<b>4</b>	<b>91</b>	<b>49</b>	<b>42</b>
Below 1	4	3	1	4	3	1	8	6	2
1 - 2	16	10	6	0	0	0	16	10	6
3 - 5	7	5	2	0	0	0	7	5	2
6 - 10	32	12	20	2	1	1	34	13	21
11 - 15	7	1	6	2	1	1	9	2	7
16 - 20	5	3	2	5	4	1	10	7	3
21 and Above	4	3	1	3	3	0	7	6	1
Unknown	0	0	0	0	0	0	0	0	0

**3.1.20 VOCATIONAL TECHNICAL INSTRUCTORS' ACADEMIC QUALIFICATION, TERMS OF SERVICE, AGE GROUP AND YEARS OF SERVICE BY INSTITUTION, 2015**
**3.1.20.7 SEKOLAH VOKASIONAL SULTAN BOLKIAH (SVSB)**

Categories	Lecturers / Instructors								
	Citizen			Non Citizen			Total		
	MF	M	F	MF	M	F	MF	M	F
<b>Nationality</b>	<b>47</b>	<b>21</b>	<b>26</b>	<b>11</b>	<b>7</b>	<b>4</b>	<b>58</b>	<b>28</b>	<b>30</b>
<b>Academic Qualification</b>	<b>47</b>	<b>21</b>	<b>26</b>	<b>11</b>	<b>7</b>	<b>4</b>	<b>58</b>	<b>28</b>	<b>30</b>
Ph.D.	0	0	0	3	2	1	3	2	1
Master's Degree	4	1	3	0	0	0	4	1	3
Bachelor's Degree	26	8	18	6	4	2	32	12	20
Post Graduate Diploma	0	0	0	0	0	0	0	0	0
Certificate in Education	0	0	0	0	0	0	0	0	0
HND, AD, Level 5 Diploma	10	6	4	0	0	0	10	6	4
HNC	3	2	1	1	1	0	4	3	1
ND, OND, Level 4 Diploma	3	3	0	0	0	0	3	3	0
City & Guilds, ONC, Certificates	1	1	0	1	0	1	2	1	1
BCGCE A Level, STPU, STP	0	0	0	0	0	0	0	0	0
BCGCE O Level, SPU, SPS	0	0	0	0	0	0	0	0	0
PMB	0	0	0	0	0	0	0	0	0
PSR Below	0	0	0	0	0	0	0	0	0
<b>Trained and Untrained</b>	<b>47</b>	<b>21</b>	<b>26</b>	<b>11</b>	<b>7</b>	<b>4</b>	<b>58</b>	<b>28</b>	<b>30</b>
Trained Teachers	42	18	24	10	7	3	52	25	27
Untrained Teachers	5	3	2	1	0	1	6	3	3
<b>Terms of Service (For Government Institution Only)</b>	<b>47</b>	<b>21</b>	<b>26</b>	<b>11</b>	<b>7</b>	<b>4</b>	<b>58</b>	<b>28</b>	<b>30</b>
<b>Permanent:</b>									
Pension	3	3	0	0	0	0	3	3	0
TAP	30	12	18	0	0	0	30	12	18
Month to Month	2	1	1	1	0	1	3	1	2
Probation	7	3	4	0	0	0	7	3	4
Daily Paid	5	2	3	1	0	1	6	2	4
Contract	0	0	0	9	7	2	9	7	2
CFBT	0	0	0	0	0	0	0	0	0
<b>Age Group</b>	<b>47</b>	<b>21</b>	<b>26</b>	<b>11</b>	<b>7</b>	<b>4</b>	<b>58</b>	<b>28</b>	<b>30</b>
24 and below	3	0	3	0	0	0	3	0	3
25 - 29	12	5	7	0	0	0	12	5	7
30 -34	11	3	8	1	0	1	12	3	9
35 - 39	11	8	3	0	0	0	11	8	3
40 - 44	5	1	4	1	1	0	6	2	4
45 - 49	1	0	1	2	0	2	3	0	3
50 - 54	4	4	0	3	2	1	7	6	1
55 - 59	0	0	0	3	3	0	3	3	0
60 and Above	0	0	0	1	1	0	1	1	0
Unknown	0	0	0	0	0	0	0	0	0
<b>Service (Year)</b>	<b>47</b>	<b>21</b>	<b>26</b>	<b>11</b>	<b>7</b>	<b>4</b>	<b>58</b>	<b>28</b>	<b>30</b>
Below 1	3	1	2	0	0	0	3	1	2
1 - 2	10	5	5	0	0	0	10	5	5
3 - 5	11	4	7	0	0	0	11	4	7
6 - 10	11	5	6	4	2	2	15	7	8
11 - 15	4	2	2	2	1	1	6	3	3
16 - 20	5	1	4	4	3	1	9	4	5
21 and Above	3	3	0	1	1	0	4	4	0
Unknown	0	0	0	0	0	0	0	0	0

**3.1.21 HIGHER EDUCATION LECTURERS' ACADEMIC QUALIFICATION, TERMS OF SERVICE, AGE GROUP AND YEARS OF SERVICE BY INSTITUTION, 2015**
**3.1.21.1 UNIVERSITI BRUNEI DARUSSALAM (UBD)**

Categories	Lecturers / Instructors								
	Citizen			Non Citizen			Total		
	MF	M	F	MF	M	F	MF	M	F
<b>Nationality</b>	<b>235</b>	<b>82</b>	<b>153</b>	<b>130</b>	<b>114</b>	<b>16</b>	<b>365</b>	<b>196</b>	<b>169</b>
<b>Academic Qualification</b>	<b>235</b>	<b>82</b>	<b>153</b>	<b>130</b>	<b>114</b>	<b>16</b>	<b>365</b>	<b>196</b>	<b>169</b>
Ph.D.	75	21	54	129	113	16	204	134	70
Master's Degree	160	61	99	1	1	0	161	62	99
Bachelor's Degree	0	0	0	0	0	0	0	0	0
Post Graduate Diploma	0	0	0	0	0	0	0	0	0
Certificate in Education	0	0	0	0	0	0	0	0	0
HND, AD, Level 5 Diploma	0	0	0	0	0	0	0	0	0
HNC, ONC, NC, Certificate	0	0	0	0	0	0	0	0	0
ND, OND, Level 4 Diploma	0	0	0	0	0	0	0	0	0
City & Guilds	0	0	0	0	0	0	0	0	0
BCGCE A Level, STPU, STP	0	0	0	0	0	0	0	0	0
BCGCE O Level, SPU, SPS	0	0	0	0	0	0	0	0	0
PMB	0	0	0	0	0	0	0	0	0
PSR Below	0	0	0	0	0	0	0	0	0
<b>Trained and Untrained</b>	<b>235</b>	<b>82</b>	<b>153</b>	<b>130</b>	<b>114</b>	<b>16</b>	<b>365</b>	<b>196</b>	<b>169</b>
Trained Teachers	235	82	153	130	114	16	365	196	169
Untrained Teachers	0	0	0	0	0	0	0	0	0
<b>Terms of Service (For Government Institution Only)</b>	<b>235</b>	<b>82</b>	<b>153</b>	<b>130</b>	<b>114</b>	<b>16</b>	<b>365</b>	<b>196</b>	<b>169</b>
<b>Permanent:</b>									
Pension	23	9	14	0	0	0	23	9	14
TAP	212	73	139	0	0	0	212	73	139
Month to Month	0	0	0	0	0	0	0	0	0
Probation	0	0	0	0	0	0	0	0	0
Daily Paid	0	0	0	0	0	0	0	0	0
Contract	0	0	0	130	114	16	130	114	16
CFBT	0	0	0	0	0	0	0	0	0
<b>Age Group</b>	<b>235</b>	<b>82</b>	<b>153</b>	<b>130</b>	<b>114</b>	<b>16</b>	<b>365</b>	<b>196</b>	<b>169</b>
24 and below	29	9	20	82	69	13	111	78	33
25 - 29	54	17	37	25	23	2	79	40	39
30 -34	63	19	44	10	10	0	73	29	44
35 - 39	44	20	24	7	7	0	51	27	24
40 - 44	28	10	18	4	3	1	32	13	19
45 - 49	9	5	4	2	2	0	11	7	4
50 - 54	8	2	6	0	0	0	8	2	6
55 - 59	0	0	0	0	0	0	0	0	0
60 and Above	0	0	0	0	0	0	0	0	0
Unknown	0	0	0	0	0	0	0	0	0
<b>Service (Year)</b>	<b>235</b>	<b>82</b>	<b>153</b>	<b>130</b>	<b>114</b>	<b>16</b>	<b>365</b>	<b>196</b>	<b>169</b>
Below 1	8	3	5	32	28	4	40	31	9
1 - 2	9	4	5	28	26	2	37	30	7
3 - 5	24	11	13	37	29	8	61	40	21
6 - 10	50	10	40	14	13	1	64	23	41
11 - 15	67	23	44	9	9	0	76	32	44
16 - 20	42	17	25	7	6	1	49	23	26
21 and Above	35	14	21	3	3	0	38	17	21
Unknown	0	0	0	0	0	0	0	0	0

**3.1.21 HIGHER EDUCATION LECTURERS' ACADEMIC QUALIFICATION,  
TERMS OF SERVICE, AGE GROUP AND YEARS OF SERVICE BY INSTITUTION, 2015**
**3.1.21.2 UNIVERSITI SULTAN SHARIF ALI (UNISSA)**

Categories	Lecturers / Instructors								
	Citizen			Non Citizen			Total		
	MF	M	F	MF	M	F	MF	M	F
<b>Nationality</b>	<b>40</b>	<b>6</b>	<b>34</b>	<b>35</b>	<b>35</b>	<b>0</b>	<b>75</b>	<b>41</b>	<b>34</b>
<b>Academic Qualification</b>	<b>40</b>	<b>6</b>	<b>34</b>	<b>35</b>	<b>35</b>	<b>0</b>	<b>75</b>	<b>41</b>	<b>34</b>
Ph.D.	13	3	10	35	35	0	48	38	10
Master's Degree	27	3	24	0	0	0	27	3	24
Bachelor's Degree	0	0	0	0	0	0	0	0	0
Post Graduate Diploma	0	0	0	0	0	0	0	0	0
Certificate in Education	0	0	0	0	0	0	0	0	0
HND, AD, Level 5 Diploma	0	0	0	0	0	0	0	0	0
HNC, ONC, NC, Certificate	0	0	0	0	0	0	0	0	0
ND, OND, Level 4 Diploma	0	0	0	0	0	0	0	0	0
City & Guilds	0	0	0	0	0	0	0	0	0
BCGCE A Level, STPU, STP	0	0	0	0	0	0	0	0	0
BCGCE O Level, SPU, SPS	0	0	0	0	0	0	0	0	0
PMB	0	0	0	0	0	0	0	0	0
PSR Below	0	0	0	0	0	0	0	0	0
<b>Trained and Untrained</b>	<b>40</b>	<b>6</b>	<b>34</b>	<b>35</b>	<b>35</b>	<b>0</b>	<b>75</b>	<b>41</b>	<b>34</b>
Trained Teachers	5	0	5	9	9	0	14	9	5
Untrained Teachers	35	6	29	26	26	0	61	32	29
<b>Terms of Service (For Government Institution Only)</b>	<b>40</b>	<b>6</b>	<b>34</b>	<b>35</b>	<b>35</b>	<b>0</b>	<b>75</b>	<b>41</b>	<b>34</b>
<b>Permanent:</b>									
Pension	2	0	2	0	0	0	2	0	2
TAP	34	6	28	0	0	0	34	6	28
Month to Month	0	0	0	0	0	0	0	0	0
Probation	4	0	4	0	0	0	4	0	4
Daily Paid	0	0	0	0	0	0	0	0	0
Contract	0	0	0	35	35	0	35	35	0
CFBT	0	0	0	0	0	0	0	0	0
<b>Age Group</b>	<b>40</b>	<b>6</b>	<b>34</b>	<b>35</b>	<b>35</b>	<b>0</b>	<b>75</b>	<b>41</b>	<b>34</b>
24 and below	0	0	0	0	0	0	0	0	0
25 - 29	1	0	1	0	0	0	1	0	1
30 -34	11	0	11	0	0	0	11	0	11
35 - 39	10	2	8	2	2	0	12	4	8
40 - 44	10	4	6	4	4	0	14	8	6
45 - 49	4	0	4	8	8	0	12	8	4
50 - 54	3	0	3	4	4	0	7	4	3
55 - 59	1	0	1	6	6	0	7	6	1
60 and Above	0	0	0	11	11	0	11	11	0
Unknown	0	0	0	0	0	0	0	0	0
<b>Service (Year)</b>	<b>40</b>	<b>6</b>	<b>34</b>	<b>35</b>	<b>35</b>	<b>0</b>	<b>75</b>	<b>41</b>	<b>34</b>
Below 1	1	0	1	3	3	0	4	3	1
1 - 2	0	0	0	4	4	0	4	4	0
3 - 5	5	0	5	14	14	0	19	14	5
6 - 10	14	2	12	6	6	0	20	8	12
11 - 15	6	3	3	5	5	0	11	8	3
16 - 20	8	1	7	1	1	0	9	2	7
21 and Above	6	0	6	2	2	0	8	2	6
Unknown	0	0	0	0	0	0	0	0	0

**3.1.21 HIGHER EDUCATION LECTURERS' ACADEMIC QUALIFICATION,  
TERMS OF SERVICE, AGE GROUP AND YEARS OF SERVICE BY INSTITUTION, 2015**
**3.1.21.3 INSTITUT TEKNOLOGI BRUNEI (ITB)**

Categories	Lecturers / Instructors								
	Citizen			Non Citizen			Total		
	MF	M	F	MF	M	F	MF	M	F
<b>Nationality</b>	<b>86</b>	<b>46</b>	<b>40</b>	<b>58</b>	<b>56</b>	<b>2</b>	<b>144</b>	<b>102</b>	<b>42</b>
<b>Academic Qualification</b>	<b>86</b>	<b>46</b>	<b>40</b>	<b>58</b>	<b>56</b>	<b>2</b>	<b>144</b>	<b>102</b>	<b>42</b>
Ph.D.	19	12	7	49	49	0	68	61	7
Master's Degree	57	30	27	9	7	2	66	37	29
Bachelor's Degree	10	4	6	0	0	0	10	4	6
Post Graduate Diploma	0	0	0	0	0	0	0	0	0
Certificate in Education	0	0	0	0	0	0	0	0	0
HND, AD, Level 5 Diploma	0	0	0	0	0	0	0	0	0
HNC, ONC, NC, Certificate	0	0	0	0	0	0	0	0	0
ND, OND, Level 4 Diploma	0	0	0	0	0	0	0	0	0
City & Guilds	0	0	0	0	0	0	0	0	0
BCGCE A Level, STPU, STP	0	0	0	0	0	0	0	0	0
BCGCE O Level, SPU, SPS	0	0	0	0	0	0	0	0	0
PMB	0	0	0	0	0	0	0	0	0
PSR Below	0	0	0	0	0	0	0	0	0
<b>Trained and Untrained</b>	<b>86</b>	<b>46</b>	<b>40</b>	<b>58</b>	<b>56</b>	<b>2</b>	<b>144</b>	<b>102</b>	<b>42</b>
Trained Teachers	86	46	40	58	56	2	144	102	42
Untrained Teachers	0	0	0	0	0	0	0	0	0
<b>Terms of Service (For Government Institution Only)</b>	<b>86</b>	<b>46</b>	<b>40</b>	<b>58</b>	<b>56</b>	<b>2</b>	<b>144</b>	<b>102</b>	<b>42</b>
<b>Permanent:</b>									
Pension	3	2	1	0	0	0	3	2	1
TAP	73	39	34	0	0	0	73	39	34
Month to Month	4	1	3	0	0	0	4	1	3
Probation	6	4	2	0	0	0	6	4	2
Daily Paid	0	0	0	0	0	0	0	0	0
Contract	0	0	0	58	56	2	58	56	2
CFBT	0	0	0	0	0	0	0	0	0
<b>Age Group</b>	<b>86</b>	<b>46</b>	<b>40</b>	<b>58</b>	<b>56</b>	<b>2</b>	<b>144</b>	<b>102</b>	<b>42</b>
24 and below	0	0	0	0	0	0	0	0	0
25 - 29	4	3	1	0	0	0	4	3	1
30 -34	19	8	11	1	1	0	20	9	11
35 - 39	30	14	16	6	5	1	36	19	17
40 - 44	15	11	4	12	11	1	27	22	5
45 - 49	9	5	4	4	4	0	13	9	4
50 - 54	8	4	4	13	13	0	21	17	4
55 - 59	1	1	0	11	11	0	12	12	0
60 and Above	0	0	0	11	11	0	11	11	0
Unknown	0	0	0	0	0	0	0	0	0
<b>Service (Year)</b>	<b>86</b>	<b>46</b>	<b>40</b>	<b>58</b>	<b>56</b>	<b>2</b>	<b>144</b>	<b>102</b>	<b>42</b>
Below 1	1	1	0	17	17	0	18	18	0
1 - 2	6	4	2	13	13	0	19	17	2
3 - 5	8	4	4	14	13	1	22	17	5
6 - 10	22	8	14	3	2	1	25	10	15
11 - 15	24	14	10	0	0	0	24	14	10
16 - 20	17	10	7	6	6	0	23	16	7
21 and Above	8	5	3	5	5	0	13	10	3
Unknown	0	0	0	0	0	0	0	0	0

### 3.1.21 HIGHER EDUCATION LECTURERS' ACADEMIC QUALIFICATION, TERMS OF SERVICE, AGE GROUP AND YEARS OF SERVICE BY INSTITUTION, 2015

#### 3.1.21.4 POLITEKNIK BRUNEI (PB)

Categories	Lecturers / Instructors								
	Citizen			Non Citizen			Total		
	MF	M	F	MF	M	F	MF	M	F
<b>Nationality</b>	<b>95</b>	<b>47</b>	<b>48</b>	<b>6</b>	<b>3</b>	<b>3</b>	<b>101</b>	<b>50</b>	<b>51</b>
<b>Academic Qualification</b>	<b>95</b>	<b>47</b>	<b>48</b>	<b>6</b>	<b>3</b>	<b>3</b>	<b>101</b>	<b>50</b>	<b>51</b>
Ph.D.	2	0	2	0	0	0	2	0	2
Master's Degree	40	20	20	0	0	0	40	20	20
Bachelor's Degree	53	27	26	6	3	3	59	30	29
Post Graduate Diploma	0	0	0	0	0	0	0	0	0
Certificate in Education	0	0	0	0	0	0	0	0	0
HND, AD, Level 5 Diploma	0	0	0	0	0	0	0	0	0
HNC, ONC, NC, Certificate	0	0	0	0	0	0	0	0	0
ND, OND, Level 4 Diploma	0	0	0	0	0	0	0	0	0
City & Guilds	0	0	0	0	0	0	0	0	0
BCGCE A Level, STPU, STP	0	0	0	0	0	0	0	0	0
BCGCE O Level, SPU, SPS	0	0	0	0	0	0	0	0	0
PMB	0	0	0	0	0	0	0	0	0
PSR Below	0	0	0	0	0	0	0	0	0
<b>Trained and Untrained</b>	<b>95</b>	<b>47</b>	<b>48</b>	<b>6</b>	<b>3</b>	<b>3</b>	<b>101</b>	<b>50</b>	<b>51</b>
Trained Teachers	42	18	24	1	0	1	43	18	25
Untrained Teachers	53	29	24	5	3	2	58	32	26
<b>Terms of Service (For Government Institution Only)</b>	<b>95</b>	<b>47</b>	<b>48</b>	<b>6</b>	<b>3</b>	<b>3</b>	<b>101</b>	<b>50</b>	<b>51</b>
<b>Permanent:</b>									
Pension	6	4	2	1	0	1	7	4	3
TAP	73	35	38	0	0	0	73	35	38
Month to Month	0	0	0	0	0	0	0	0	0
Probation	0	0	0	0	0	0	0	0	0
Daily Paid	16	8	8	5	3	2	21	11	10
Contract	0	0	0	0	0	0	0	0	0
CFBT	0	0	0	0	0	0	0	0	0
<b>Age Group</b>	<b>95</b>	<b>47</b>	<b>48</b>	<b>6</b>	<b>3</b>	<b>3</b>	<b>101</b>	<b>50</b>	<b>51</b>
24 and below	12	5	7	0	0	0	12	5	7
25 - 29	42	20	22	2	2	0	44	22	22
30 -34	12	8	4	2	1	1	14	9	5
35 - 39	9	4	5	1	0	1	10	4	6
40 - 44	11	5	6	0	0	0	11	5	6
45 - 49	6	2	4	0	0	0	6	2	4
50 - 54	3	3	0	1	0	1	4	3	1
55 - 59	0	0	0	0	0	0	0	0	0
60 and Above	0	0	0	0	0	0	0	0	0
Unknown	0	0	0	0	0	0	0	0	0
<b>Service (Year)</b>	<b>95</b>	<b>47</b>	<b>48</b>	<b>6</b>	<b>3</b>	<b>3</b>	<b>101</b>	<b>50</b>	<b>51</b>
Below 1	32	15	17	0	0	0	32	15	17
1 - 2	17	10	7	1	1	0	18	11	7
3 - 5	46	22	24	5	2	3	51	24	27
6 - 10	0	0	0	0	0	0	0	0	0
11 - 15	0	0	0	0	0	0	0	0	0
16 - 20	0	0	0	0	0	0	0	0	0
21 and Above	0	0	0	0	0	0	0	0	0
Unknown	0	0	0	0	0	0	0	0	0

# Section : 3.2

## Education Statistics on Ministry of Religious Affairs 2015

**3.2.1 NUMBER OF INSTITUTIONS BY EDUCATION LEVEL AND DISTRICT, 2015**

District	Vocational Technical	Higher Education	Total
<b>Higher Education Total</b>	<b>0</b>	<b>1</b>	<b>1</b>
Brunei Muara	0	1	1
Tutong	0	0	0
Belait	0	0	0
Temburong	0	0	0

**3.2.2 ENROLMENT BY EDUCATION LEVEL AND DISTRICT, 2015**

District	Vocational Technical			Higher Education			Total		
	MF	M	F	MF	M	F	MF	M	F
<b>Higher Education Total</b>	<b>0</b>	<b>0</b>	<b>0</b>	<b>774</b>	<b>271</b>	<b>503</b>	<b>774</b>	<b>271</b>	<b>503</b>
Brunei Muara	0	0	0	774	271	503	774	271	503
Tutong	0	0	0	0	0	0	0	0	0
Belait	0	0	0	0	0	0	0	0	0
Temburong	0	0	0	0	0	0	0	0	0

**3.2.3 NUMBER OF INSTRUCTORS BY EDUCATION LEVEL AND DISTRICT, 2015**

District	Vocational Technical			Higher Education			Total		
	MF	M	F	MF	M	F	MF	M	F
<b>Higher Education Total</b>	<b>0</b>	<b>0</b>	<b>0</b>	<b>50</b>	<b>27</b>	<b>23</b>	<b>50</b>	<b>27</b>	<b>23</b>
Brunei Muara	0	0	0	50	27	23	50	27	23
Tutong	0	0	0	0	0	0	0	0	0
Belait	0	0	0	0	0	0	0	0	0
Temburong	0	0	0	0	0	0	0	0	0

**3.2.4 ENROLMENT AND NUMBER OF INSTRUCTORS BY EDUCATION LEVEL, 2015**

District	Students			Instructors		
	MF	M	F	MF	M	F
<b>Higher Education Total</b>	<b>774</b>	<b>271</b>	<b>503</b>	<b>50</b>	<b>27</b>	<b>23</b>
Year 1	213	57	156	50	27	23
Year 2	237	89	148			
Year 3	210	84	126			
Year 4	114	41	73			
Year 5	0	0	0			

## 3.2.5 ENROLMENT BY EDUCATION LEVEL AND DISTRICT, 2015

District	Year 1			Year 2			Year 3			Year 4			Year 5			Total		
	MF	M	F	MF	M	F	MF	M	F	MF	M	F	MF	M	F	MF	M	F
<b>Higher Education Total</b>	<b>213</b>	<b>57</b>	<b>156</b>	<b>237</b>	<b>89</b>	<b>148</b>	<b>210</b>	<b>84</b>	<b>126</b>	<b>114</b>	<b>41</b>	<b>73</b>	<b>0</b>	<b>0</b>	<b>0</b>	<b>774</b>	<b>271</b>	<b>503</b>
Brunei Muara	213	57	156	237	89	148	210	84	126	114	41	73	0	0	0	774	271	503
Tutong	0	0	0	0	0	0	0	0	0	0	0	0	0	0	0	0	0	0
Belait	0	0	0	0	0	0	0	0	0	0	0	0	0	0	0	0	0	0
Temburong	0	0	0	0	0	0	0	0	0	0	0	0	0	0	0	0	0	0

## 3.2.6 HIGHER EDUCATION - NUMBER OF NEW AND REPEATERS, 2015

Education Level	New			Repeaters			Total		
	MF	M	F	MF	M	F	MF	M	F
<b>Higher Education Total</b>	<b>774</b>	<b>271</b>	<b>503</b>	<b>0</b>	<b>0</b>	<b>0</b>	<b>774</b>	<b>271</b>	<b>503</b>
Year 1	213	57	156	0	0	0	213	57	156
Year 2	237	89	148	0	0	0	237	89	148
Year 3	210	84	126	0	0	0	210	84	126
Year 4	114	41	73	0	0	0	114	41	73
Year 5	0	0	0	0	0	0	0	0	0

## 3.2.7 HIGHER EDUCATION ENROLMENT BY AGE AND EDUCATION LEVEL, 2015

Education Level	Gender	Age (in years)												Total						
		16	17	18	19	20	21	22	23	24	25	26	27		28	29	30-34	35-39	≥40	Unknown
<b>Higher Education Total</b>	<b>MF</b>	0	0	2	32	112	149	129	75	44	35	26	14	7	8	78	40	21	2	774
	<b>M</b>	0	0	1	14	35	54	53	23	13	7	4	3	4	2	30	17	11	0	271
	<b>F</b>	0	0	1	18	77	95	76	52	31	18	22	11	3	6	48	23	10	2	503
Year 1	<b>MF</b>	0	0	2	24	56	32	9	7	18	11	7	6	3	5	20	7	4	2	213
	<b>M</b>	0	0	1	11	15	11	2	0	3	0	1	0	2	2	2	4	3	0	57
	<b>F</b>	0	0	1	13	41	21	7	7	15	11	6	6	1	3	18	3	1	2	156
Year 2	<b>MF</b>	0	0	0	7	53	66	27	15	8	11	6	6	2	1	10	8	5	0	237
	<b>M</b>	0	0	0	2	20	25	9	6	5	3	3	3	1	0	4	4	2	0	89
	<b>F</b>	0	0	0	5	33	41	18	9	3	13	8	3	1	1	6	4	3	0	148
Year 3	<b>MF</b>	0	0	0	1	3	48	70	26	11	5	7	1	1	2	19	6	10	0	210
	<b>M</b>	0	0	0	1	0	17	30	9	4	2	0	0	0	0	13	3	5	0	84
	<b>F</b>	0	0	0	0	3	31	40	17	7	3	7	1	1	2	6	3	5	0	126
Year 4	<b>MF</b>	0	0	0	0	0	3	23	27	7	1	1	1	1	0	29	19	2	0	114
	<b>M</b>	0	0	0	0	0	1	12	8	1	0	0	0	0	0	11	6	1	0	41
	<b>F</b>	0	0	0	0	0	2	11	19	6	1	1	1	0	0	18	13	1	0	73
Year 5	<b>MF</b>	0	0	0	0	0	0	0	0	0	0	0	0	0	0	0	0	0	0	0
	<b>M</b>	0	0	0	0	0	0	0	0	0	0	0	0	0	0	0	0	0	0	0
	<b>F</b>	0	0	0	0	0	0	0	0	0	0	0	0	0	0	0	0	0	0	0

## 3.2.8 HIGHER EDUCATION ENROLMENT BY RACE AND EDUCATION LEVEL, 2015

Education Level	Gender	Malay		Other Indigenous		Chinese		Others		Total		
		C	NC	C	NC	C	NC	C	NC	C	NC	CNC
<b>Higher Education Total</b>	<b>MF</b>	<b>764</b>	<b>6</b>	<b>0</b>	<b>0</b>	<b>0</b>	<b>0</b>	<b>0</b>	<b>4</b>	<b>764</b>	<b>10</b>	<b>774</b>
	<b>M</b>	<b>270</b>	<b>0</b>	<b>0</b>	<b>0</b>	<b>0</b>	<b>0</b>	<b>0</b>	<b>1</b>	<b>270</b>	<b>1</b>	<b>271</b>
	<b>F</b>	<b>494</b>	<b>6</b>	<b>0</b>	<b>0</b>	<b>0</b>	<b>0</b>	<b>0</b>	<b>3</b>	<b>494</b>	<b>9</b>	<b>503</b>
<b>Year 1</b>	<b>MF</b>	<b>207</b>	<b>3</b>	<b>0</b>	<b>0</b>	<b>0</b>	<b>0</b>	<b>0</b>	<b>3</b>	<b>207</b>	<b>6</b>	<b>213</b>
	<b>M</b>	<b>56</b>	<b>0</b>	<b>0</b>	<b>0</b>	<b>0</b>	<b>0</b>	<b>0</b>	<b>1</b>	<b>56</b>	<b>1</b>	<b>57</b>
	<b>F</b>	<b>151</b>	<b>3</b>	<b>0</b>	<b>0</b>	<b>0</b>	<b>0</b>	<b>0</b>	<b>2</b>	<b>151</b>	<b>5</b>	<b>156</b>
<b>Year 2</b>	<b>MF</b>	<b>234</b>	<b>3</b>	<b>0</b>	<b>0</b>	<b>0</b>	<b>0</b>	<b>0</b>	<b>0</b>	<b>234</b>	<b>3</b>	<b>237</b>
	<b>M</b>	<b>89</b>	<b>0</b>	<b>0</b>	<b>0</b>	<b>0</b>	<b>0</b>	<b>0</b>	<b>0</b>	<b>89</b>	<b>0</b>	<b>89</b>
	<b>F</b>	<b>145</b>	<b>3</b>	<b>0</b>	<b>0</b>	<b>0</b>	<b>0</b>	<b>0</b>	<b>0</b>	<b>145</b>	<b>3</b>	<b>148</b>
<b>Year 3</b>	<b>MF</b>	<b>209</b>	<b>0</b>	<b>0</b>	<b>0</b>	<b>0</b>	<b>0</b>	<b>0</b>	<b>1</b>	<b>209</b>	<b>1</b>	<b>210</b>
	<b>M</b>	<b>84</b>	<b>0</b>	<b>0</b>	<b>0</b>	<b>0</b>	<b>0</b>	<b>0</b>	<b>0</b>	<b>84</b>	<b>0</b>	<b>84</b>
	<b>F</b>	<b>125</b>	<b>0</b>	<b>0</b>	<b>0</b>	<b>0</b>	<b>0</b>	<b>0</b>	<b>1</b>	<b>125</b>	<b>1</b>	<b>126</b>
<b>Year 4</b>	<b>MF</b>	<b>114</b>	<b>0</b>	<b>0</b>	<b>0</b>	<b>0</b>	<b>0</b>	<b>0</b>	<b>0</b>	<b>114</b>	<b>0</b>	<b>114</b>
	<b>M</b>	<b>41</b>	<b>0</b>	<b>0</b>	<b>0</b>	<b>0</b>	<b>0</b>	<b>0</b>	<b>0</b>	<b>41</b>	<b>0</b>	<b>41</b>
	<b>F</b>	<b>73</b>	<b>0</b>	<b>0</b>	<b>0</b>	<b>0</b>	<b>0</b>	<b>0</b>	<b>0</b>	<b>73</b>	<b>0</b>	<b>73</b>
<b>Year 5</b>	<b>MF</b>	<b>0</b>	<b>0</b>	<b>0</b>	<b>0</b>	<b>0</b>	<b>0</b>	<b>0</b>	<b>0</b>	<b>0</b>	<b>0</b>	<b>0</b>
	<b>M</b>	<b>0</b>	<b>0</b>	<b>0</b>	<b>0</b>	<b>0</b>	<b>0</b>	<b>0</b>	<b>0</b>	<b>0</b>	<b>0</b>	<b>0</b>
	<b>F</b>	<b>0</b>	<b>0</b>	<b>0</b>	<b>0</b>	<b>0</b>	<b>0</b>	<b>0</b>	<b>0</b>	<b>0</b>	<b>0</b>	<b>0</b>

## 3.2.9 INTAKE, ENROLMENT AND GRADUATES OF HIGHER EDUCATION INSTITUTIONS BY AWARD LEVEL, 2015

Field of Education	Intake			Enrolment			Graduates		
	MF	M	F	MF	M	F	MF	M	F
<b>KUPUSB Total</b>	<b>213</b>	<b>57</b>	<b>156</b>	<b>774</b>	<b>271</b>	<b>503</b>	<b>233</b>	<b>61</b>	<b>172</b>
<b>Doctor of Philosophy Total</b>	<b>2</b>	<b>2</b>	<b>0</b>	<b>8</b>	<b>7</b>	<b>1</b>	<b>0</b>	<b>0</b>	<b>0</b>
Teacher Training	2	2	0	8	7	1	0	0	0
<b>Master's Degree Total</b>	<b>27</b>	<b>8</b>	<b>19</b>	<b>52</b>	<b>13</b>	<b>39</b>	<b>25</b>	<b>6</b>	<b>19</b>
Teacher Training	27	8	19	52	13	39	25	6	19
<b>Bachelor's Degree Total</b>	<b>90</b>	<b>18</b>	<b>72</b>	<b>418</b>	<b>142</b>	<b>276</b>	<b>73</b>	<b>24</b>	<b>49</b>
Teacher Training	90	18	72	418	142	276	73	24	49
<b>Higher National Diploma Total</b>	<b>76</b>	<b>26</b>	<b>50</b>	<b>278</b>	<b>106</b>	<b>172</b>	<b>104</b>	<b>26</b>	<b>78</b>
Teacher Training	76	26	50	278	106	172	104	26	78
<b>Postgraduate Diploma / Certificate Total</b>	<b>18</b>	<b>3</b>	<b>15</b>	<b>18</b>	<b>3</b>	<b>15</b>	<b>31</b>	<b>5</b>	<b>26</b>
Teacher Training	18	3	15	18	3	15	31	5	26



### 3.2.10 INTAKE, ENROLMENT AND GRADUATES OF HIGHER EDUCATION INSTITUTIONS BY FIELD OF EDUCATION, 2015

Field of Education	Intake			Enrolment			Graduates		
	MF	M	F	MF	M	F	MF	M	F
<b>KUPUSB Total</b>	<b>213</b>	<b>57</b>	<b>156</b>	<b>774</b>	<b>271</b>	<b>503</b>	<b>233</b>	<b>61</b>	<b>172</b>
<b>Doctor of Philosophy Total</b>	<b>2</b>	<b>2</b>	<b>0</b>	<b>8</b>	<b>7</b>	<b>1</b>	<b>0</b>	<b>0</b>	<b>0</b>
Ph.D.	2	2	0	8	7	1	0	0	0
<b>Master's Degree Total</b>	<b>27</b>	<b>8</b>	<b>19</b>	<b>52</b>	<b>13</b>	<b>39</b>	<b>25</b>	<b>6</b>	<b>19</b>
Sarjana Perguruan Agama (Aqidah)	0	0	0	2	0	2	2	2	0
Sarjana Perguruan Agama (Pengurusan dan Pentadbiran)	10	3	7	17	5	12	7	1	6
Sarjana Perguruan Agama (Kurikulum)	8	2	6	21	5	16	6	1	5
Sarjana Perguruan Agama (Sastera Islam)	6	0	6	8	0	8	3	0	3
Sarjana Perguruan Agama (Penyeliaan)	3	3	0	4	3	1	0	0	0
Sarjana Perguruan Agama (Pengurusan)	0	0	0	0	0	0	3	0	3
Sarjana Perguruan Agama (Fiqh)	0	0	0	0	0	0	4	2	2
<b>Bachelor's Degree Total</b>	<b>90</b>	<b>18</b>	<b>72</b>	<b>418</b>	<b>142</b>	<b>276</b>	<b>73</b>	<b>24</b>	<b>49</b>
Sarjana Muda Perguruan Agama (Syariah)	52	10	42	253	80	173	46	17	29
Sarjana Muda Perguruan Agama (Syariah) - Secara Naik Taraf	0	0	0	8	2	6	0	0	0
Sarjana Muda Perguruan Agama (Usuluddin)	37	8	29	143	56	87	27	7	20
Sarjana Muda Perguruan Agama (Usuluddin) - Secara Naik Taraf	1	0	1	14	4	10	0	0	0
<b>Higher National Diploma Total</b>	<b>76</b>	<b>26</b>	<b>50</b>	<b>278</b>	<b>106</b>	<b>172</b>	<b>104</b>	<b>26</b>	<b>78</b>
Diploma Tertinggi Perguruan Agama (Syariah)	66	23	43	228	84	144	69	11	58
Diploma Tertinggi Perguruan Agama (Usuluddin)	10	3	7	50	22	28	35	15	20
<b>Postgraduate Diploma / Certificate Total</b>	<b>18</b>	<b>3</b>	<b>15</b>	<b>18</b>	<b>3</b>	<b>15</b>	<b>31</b>	<b>5</b>	<b>26</b>
Diploma Perguruan Agama Lulusan Ijazah	7	1	6	7	1	6	31	5	26
Diploma Perguruan Agama Lulusan Ijazah (Bahasa Arab)	11	2	9	11	2	9	0	0	0

### 3.2.11 ENROLMENT OF HIGHER EDUCATION INSTITUTION BY PROGRAMMES, 2015

Programme	Education Level																	
	Year 1			Year 2			Year 3			Year 4			Year 5			Total		
	MF	M	F	MF	M	F	MF	M	F	MF	M	F	MF	M	F	MF	M	F
<b>KUPUSB Total</b>	<b>213</b>	<b>57</b>	<b>156</b>	<b>237</b>	<b>89</b>	<b>148</b>	<b>210</b>	<b>84</b>	<b>126</b>	<b>114</b>	<b>41</b>	<b>73</b>	<b>0</b>	<b>0</b>	<b>0</b>	<b>774</b>	<b>271</b>	<b>503</b>
<b>Faculty of Syariah</b>	<b>118</b>	<b>33</b>	<b>85</b>	<b>153</b>	<b>56</b>	<b>97</b>	<b>144</b>	<b>51</b>	<b>93</b>	<b>74</b>	<b>26</b>	<b>48</b>	<b>0</b>	<b>0</b>	<b>0</b>	<b>489</b>	<b>166</b>	<b>323</b>
Sarjana Muda Perguruan Agama (Syariah)	52	10	42	70	23	47	65	23	42	66	24	42	0	0	0	253	80	173
Sarjana Muda Perguruan Agama (Syariah) - Secara Naik Taraf	0	0	0	0	0	0	0	0	0	8	2	6	0	0	0	8	2	6
Diploma Tertinggi Perguruan Agama (Syariah)	66	23	43	83	33	50	79	28	51	0	0	0	0	0	0	228	84	144
<b>Faculty of Usuluddin</b>	<b>48</b>	<b>11</b>	<b>37</b>	<b>59</b>	<b>26</b>	<b>33</b>	<b>62</b>	<b>30</b>	<b>32</b>	<b>40</b>	<b>15</b>	<b>25</b>	<b>0</b>	<b>0</b>	<b>0</b>	<b>209</b>	<b>82</b>	<b>127</b>
Sarjana Perguruan Agama (Aqidah)	0	0	0	2	0	2	0	0	0	0	0	0	0	0	0	2	0	2
Sarjana Muda Perguruan Agama (Usuluddin)	37	8	29	37	15	22	41	22	19	28	11	17	0	0	0	143	56	87
Sarjana Muda Perguruan Agama (Usuluddin) - Secara Naik Taraf	1	0	1	0	0	0	1	0	1	12	4	8	0	0	0	14	4	10
Diploma Tertinggi Perguruan Agama (Usuluddin)	10	3	7	20	11	9	20	8	12	0	0	0	0	0	0	50	22	28
<b>Faculty of Education</b>	<b>29</b>	<b>10</b>	<b>19</b>	<b>25</b>	<b>7</b>	<b>18</b>	<b>4</b>	<b>3</b>	<b>1</b>	<b>0</b>	<b>0</b>	<b>0</b>	<b>0</b>	<b>0</b>	<b>0</b>	<b>58</b>	<b>20</b>	<b>38</b>
Ijazah Doktor Falsafah	2	2	0	2	2	0	4	3	1	0	0	0	0	0	0	8	7	1
Sarjana Perguruan Agama (Pengurusan dan Pentadbiran)	10	3	7	7	2	5	0	0	0	0	0	0	0	0	0	17	5	12
Sarjana Perguruan Agama (Kurikulum)	8	2	6	13	3	10	0	0	0	0	0	0	0	0	0	21	5	16
Sarjana Perguruan Agama (Sastera Islam)	6	0	6	2	0	2	0	0	0	0	0	0	0	0	0	8	0	8
Sarjana Perguruan Agama (Penyeliaan)	3	3	0	1	0	1	0	0	0	0	0	0	0	0	0	4	3	1
Sarjana Perguruan Agama (Pengurusan)	0	0	0	0	0	0	0	0	0	0	0	0	0	0	0	0	0	0
Sarjana Perguruan Agama (Fiqh)	0	0	0	0	0	0	0	0	0	0	0	0	0	0	0	0	0	0
<b>Language Centre</b>	<b>11</b>	<b>2</b>	<b>9</b>	<b>0</b>	<b>0</b>	<b>0</b>	<b>0</b>	<b>0</b>	<b>0</b>	<b>0</b>	<b>0</b>	<b>0</b>	<b>0</b>	<b>0</b>	<b>0</b>	<b>11</b>	<b>2</b>	<b>9</b>
Diploma Perguruan Agama Lulusan Ijazah (Bahasa Arab)	11	2	9	0	0	0	0	0	0	0	0	0	0	0	0	11	2	9
<b>Postgraduate Centre and Research</b>	<b>7</b>	<b>1</b>	<b>6</b>	<b>0</b>	<b>0</b>	<b>0</b>	<b>0</b>	<b>0</b>	<b>0</b>	<b>0</b>	<b>0</b>	<b>0</b>	<b>0</b>	<b>0</b>	<b>0</b>	<b>7</b>	<b>1</b>	<b>6</b>
Diploma Perguruan Agama Lulusan Ijazah	7	1	6	0	0	0	0	0	0	0	0	0	0	0	0	7	1	6

**3.2.12 HIGHER EDUCATION LECTURERS' BY ACADEMIC QUALIFICATION, TERMS OF SERVICE, AGE GROUP AND YEARS OF SERVICE, 2015**

Categories	Lecturers / Instructors								
	Citizen			Non Citizen			Total		
	MF	M	F	MF	M	F	MF	M	F
<b>Nationality</b>	<b>39</b>	<b>17</b>	<b>22</b>	<b>11</b>	<b>10</b>	<b>1</b>	<b>50</b>	<b>27</b>	<b>23</b>
<b>Academic Qualification</b>	<b>39</b>	<b>17</b>	<b>22</b>	<b>11</b>	<b>10</b>	<b>1</b>	<b>50</b>	<b>27</b>	<b>23</b>
Ph.D.	6	4	2	4	4	0	10	8	2
Master's Degree	28	11	17	4	3	1	32	14	18
Bachelor's Degree	5	2	3	3	3	0	8	5	3
Post Graduate Diploma	0	0	0	0	0	0	0	0	0
Certificate in Education	0	0	0	0	0	0	0	0	0
HND, AD, Level 5 Diploma	0	0	0	0	0	0	0	0	0
HNC, ONC, NC, Certificate	0	0	0	0	0	0	0	0	0
ND, OND, Level 4 Diploma	0	0	0	0	0	0	0	0	0
City & Guilds	0	0	0	0	0	0	0	0	0
BCGCE A Level, STPU, STP	0	0	0	0	0	0	0	0	0
BCGCE O Level, SPU, SPS	0	0	0	0	0	0	0	0	0
PMB	0	0	0	0	0	0	0	0	0
PSR Below	0	0	0	0	0	0	0	0	0
<b>Trained and Untrained</b>	<b>39</b>	<b>17</b>	<b>22</b>	<b>11</b>	<b>10</b>	<b>1</b>	<b>50</b>	<b>27</b>	<b>23</b>
Trained Teachers	39	17	22	11	10	1	50	27	23
Untrained Teachers	0	0	0	0	0	0	0	0	0
<b>Terms of Service (For Government Institution Only)</b>	<b>39</b>	<b>17</b>	<b>22</b>	<b>11</b>	<b>10</b>	<b>1</b>	<b>50</b>	<b>27</b>	<b>23</b>
<b>Permanent:</b>									
Pension	9	4	5	0	0	0	9	4	5
TAP	21	9	12	0	0	0	21	9	12
Month to Month	0	0	0	0	0	0	0	0	0
Probation	8	3	5	0	0	0	8	3	5
Daily Paid	0	0	0	0	0	0	0	0	0
Contract	1	1	0	11	10	1	12	11	1
CFBT	0	0	0	0	0	0	0	0	0
<b>Age Group</b>	<b>39</b>	<b>17</b>	<b>22</b>	<b>11</b>	<b>10</b>	<b>1</b>	<b>50</b>	<b>27</b>	<b>23</b>
24 and below	0	0	0	0	0	0	0	0	0
25 - 29	4	1	3	0	0	0	4	1	3
30 - 34	6	3	3	0	0	0	6	3	3
35 - 39	6	5	1	1	1	0	7	6	1
40 - 44	8	3	5	0	0	0	8	3	5
45 - 49	6	2	4	1	1	0	7	3	4
50 - 54	3	2	1	1	1	0	4	3	1
55 - 59	5	0	5	2	2	0	7	2	5
60 and Above	1	1	0	6	5	1	7	6	1
Unknown	0	0	0	0	0	0	0	0	0
<b>Service (Year)</b>	<b>39</b>	<b>17</b>	<b>22</b>	<b>11</b>	<b>10</b>	<b>1</b>	<b>50</b>	<b>27</b>	<b>23</b>
Below 1	3	1	2	1	1	0	4	2	2
1 - 2	5	2	3	1	1	0	6	3	3
3 - 5	5	4	1	2	1	1	7	5	2
6 - 10	26	10	16	7	7	0	33	17	16
11 - 15	0	0	0	0	0	0	0	0	0
16 - 20	0	0	0	0	0	0	0	0	0
21 and Above	0	0	0	0	0	0	0	0	0
Unknown	0	0	0	0	0	0	0	0	0

# Section : 3.3

## Education Statistics on Ministry of Culture, Youth and Sports 2015

99

**3.3.1 NUMBER OF INSTITUTIONS BY EDUCATION LEVEL AND DISTRICT, 2015**

District	Vocational Technical	Higher Education	Total
<b>Vocational Technical Total</b>	<b>1</b>	<b>0</b>	<b>1</b>
Brunei Muara	1	0	1
Tutong	0	0	0
Belait	0	0	0
Temburong	0	0	0

**3.3.2 ENROLMENT BY EDUCATION LEVEL AND DISTRICT, 2015**

District	Vocational Technical			Higher Education			Total		
	MF	M	F	MF	M	F	MF	M	F
<b>Vocational Technical Total</b>	<b>235</b>	<b>105</b>	<b>130</b>	<b>0</b>	<b>0</b>	<b>0</b>	<b>235</b>	<b>105</b>	<b>130</b>
Brunei Muara	235	105	130	0	0	0	235	105	130
Tutong	0	0	0	0	0	0	0	0	0
Belait	0	0	0	0	0	0	0	0	0
Temburong	0	0	0	0	0	0	0	0	0

**3.3.3 NUMBER OF INSTRUCTORS BY EDUCATION LEVEL AND DISTRICT, 2015**

District	Vocational Technical			Higher Education			Total		
	MF	M	F	MF	M	F	MF	M	F
<b>Vocational Technical Total</b>	<b>30</b>	<b>12</b>	<b>18</b>	<b>0</b>	<b>0</b>	<b>0</b>	<b>30</b>	<b>12</b>	<b>18</b>
Brunei Muara	30	12	18	0	0	0	30	12	18
Tutong	0	0	0	0	0	0	0	0	0
Belait	0	0	0	0	0	0	0	0	0
Temburong	0	0	0	0	0	0	0	0	0



### 3.3.9 INTAKE, ENROLMENT AND GRADUATES OF VOCATIONAL TECHNICAL INSTITUTION BY AWARD LEVEL, 2015

Award Level	Intake			Enrolment			Graduates		
	MF	M	F	MF	M	F	MF	M	F
<b>Vocational Technical Total</b>	<b>148</b>	<b>70</b>	<b>78</b>	<b>235</b>	<b>105</b>	<b>130</b>	<b>91</b>	<b>39</b>	<b>52</b>
City and Guilds	130	64	66	210	95	115	82	33	49
Other Certificate	18	6	12	25	10	15	9	6	3

### 3.3.10 ENROLMENT OF VOCATIONAL TECHNICAL INSTITUTION BY AWARD LEVEL, 2015

Award Level	Year 1			Year 2			Year 3			Total		
	MF	M	F	MF	M	F	MF	M	F	MF	M	F
<b>Vocational Technical Total</b>	<b>148</b>	<b>70</b>	<b>78</b>	<b>87</b>	<b>35</b>	<b>52</b>	<b>0</b>	<b>0</b>	<b>0</b>	<b>235</b>	<b>105</b>	<b>130</b>
City and Guilds	130	64	66	80	31	49	0	0	0	210	95	115
Other Certificate	18	6	12	7	4	3	0	0	0	25	10	15

### 3.3.11 ENROLMENT OF VOCATIONAL TECHNICAL INSTITUTION BY COURSES / PROGRAMMES, 2015


Courses / Programmes	Education Level											
	Year 1			Year 2			Year 3			Total		
	MF	M	F	MF	M	F	MF	M	F	MF	M	F
<b>Vocational Technical Total</b>	<b>148</b>	<b>70</b>	<b>78</b>	<b>87</b>	<b>35</b>	<b>52</b>	<b>0</b>	<b>0</b>	<b>0</b>	<b>235</b>	<b>105</b>	<b>130</b>
IT for Office Application	35	13	22	18	5	13	0	0	0	53	18	35
Food & Beverage Services	25	3	22	24	6	18	0	0	0	49	9	40
Food Preparation	18	10	8	21	7	14	0	0	0	39	17	22
Basic Plumbing	6	4	2	1	1	0	0	0	0	7	5	2
Basic Refrigeration & Air Conditioning	11	9	2	2	2	0	0	0	0	13	11	2
Fabrication, Welding & Pipework	21	17	4	14	10	4	0	0	0	35	27	8
2D Computer Aided Design	14	8	6	0	0	0	0	0	0	14	8	6
Fashion and Design Technology	5	0	5	0	0	0	0	0	0	5	0	5
Beauty Therapy	7	0	7	3	0	3	0	0	0	10	0	10
Vehicle Body Repair	6	6	0	4	4	0	0	0	0	10	10	0

### 3.3.12. VOCATIONAL TECHNICAL INSTRUCTORS BY ACADEMIC QUALIFICATION, TERMS OF SERVICE, AGE GROUP AND YEARS OF SERVICE, 2015

Categories	Instructors								
	Citizen			Non Citizen			Total		
	MF	M	F	MF	M	F	MF	M	F
<b>Nationality</b>	<b>19</b>	<b>5</b>	<b>14</b>	<b>11</b>	<b>7</b>	<b>4</b>	<b>30</b>	<b>12</b>	<b>18</b>
<b>Academic Qualification</b>	<b>19</b>	<b>5</b>	<b>14</b>	<b>11</b>	<b>7</b>	<b>4</b>	<b>30</b>	<b>12</b>	<b>18</b>
Ph.D.	0	0	0	0	0	0	0	0	0
Master's Degree	1	0	1	0	0	0	1	0	1
Bachelor's Degree	1	1	0	7	4	3	8	5	3
Post Graduate Diploma	0	0	0	1	1	0	1	1	0
Certificate in Education	0	0	0	0	0	0	0	0	0
HND, AD, Level 5 Diploma	2	1	1	0	0	0	2	1	1
HNC, ONC, NC, Certificate	1	0	1	0	0	0	1	0	1
ND, OND, Level 4 Diploma	2	2	0	1	1	0	3	3	0
City & Guilds	1	0	1	0	0	0	1	0	1
BCGCE A Level, STPU, STP	2	0	2	0	0	0	2	0	2
BCGCE O Level, SPU, SPS	9	1	8	0	0	0	9	1	8
PMB	0	0	0	1	0	1	1	0	1
PSR Below	0	0	0	1	1	0	1	1	0
<b>Trained and Untrained</b>	<b>19</b>	<b>5</b>	<b>14</b>	<b>11</b>	<b>7</b>	<b>4</b>	<b>30</b>	<b>12</b>	<b>18</b>
Trained Teachers	9	3	6	8	6	2	17	9	8
Untrained Teachers	10	2	8	3	1	2	13	3	10
<b>Terms of Service (For Government Institution Only)</b>	<b>19</b>	<b>5</b>	<b>14</b>	<b>11</b>	<b>7</b>	<b>4</b>	<b>30</b>	<b>12</b>	<b>18</b>
<b>Permanent:</b>									
Pension	1	1	0	0	0	0	1	1	0
TAP	13	2	11	0	0	0	13	2	11
Month to Month	0	0	0	0	0	0	0	0	0
Probation	0	0	0	0	0	0	0	0	0
Daily Paid	0	0	0	0	0	0	0	0	0
Contract	5	2	3	11	7	4	16	9	7
CFBT	0	0	0	0	0	0	0	0	0
<b>Age Group</b>	<b>19</b>	<b>5</b>	<b>14</b>	<b>11</b>	<b>7</b>	<b>4</b>	<b>30</b>	<b>12</b>	<b>18</b>
24 and below	1	0	1	0	0	0	1	0	1
25 - 29	4	1	3	0	0	0	4	1	3
30 - 34	4	2	2	0	0	0	4	2	2
35 - 39	4	0	4	4	1	3	8	1	7
40 - 44	2	0	2	2	1	1	4	1	3
45 - 49	1	0	1	0	0	0	1	0	1
50 - 54	2	1	1	1	1	0	3	2	1
55 - 59	0	0	0	1	1	0	1	1	0
60 and Above	1	1	0	3	3	0	4	4	0
Unknown	0	0	0	0	0	0	0	0	0
<b>Service (Year)</b>	<b>19</b>	<b>5</b>	<b>14</b>	<b>11</b>	<b>7</b>	<b>4</b>	<b>30</b>	<b>12</b>	<b>18</b>
Below 1	9	2	7	0	0	0	9	2	7
1 - 2	2	1	1	3	1	2	5	2	3
3 - 5	3	1	2	6	4	2	9	5	4
6 - 10	3	1	2	2	2	0	5	3	2
11 - 15	2	0	2	0	0	0	2	0	2
16 - 20	0	0	0	0	0	0	0	0	0
21 and Above	0	0	0	0	0	0	0	0	0
Unknown	0	0	0	0	0	0	0	0	0

Section : **3.4**

**Education Statistics  
on Prime Minister's Office  
2015**



**3.4.1 NUMBER OF INSTITUTIONS BY EDUCATION LEVEL AND DISTRICT, 2015**

District	Vocational Technical	Higher Education	Total
<b>Total</b>	<b>1</b>	<b>0</b>	<b>1</b>
Brunei Muara	1	0	1
Tutong	0	0	0
Belait	0	0	0
Temburong	0	0	0

**3.4.2 ENROLMENT BY EDUCATION LEVEL AND DISTRICT, 2015**

District	Vocational Technical			Higher Education			Total		
	MF	M	F	MF	M	F	MF	M	F
<b>Vocational Technical Total</b>	<b>27</b>	<b>13</b>	<b>14</b>	<b>0</b>	<b>0</b>	<b>0</b>	<b>27</b>	<b>13</b>	<b>14</b>
Brunei Muara	27	13	14	0	0	0	27	13	14
Tutong	0	0	0	0	0	0	0	0	0
Belait	0	0	0	0	0	0	0	0	0
Temburong	0	0	0	0	0	0	0	0	0

**3.4.3 NUMBER OF INSTRUCTORS BY EDUCATION LEVEL AND DISTRICT, 2015**

District	Vocational Technical			Higher Education			Total		
	MF	M	F	MF	M	F	MF	M	F
<b>Vocational Technical Total</b>	<b>15</b>	<b>4</b>	<b>11</b>	<b>0</b>	<b>0</b>	<b>0</b>	<b>15</b>	<b>4</b>	<b>11</b>
Brunei Muara	15	4	11	0	0	0	15	4	11
Tutong	0	0	0	0	0	0	0	0	0
Belait	0	0	0	0	0	0	0	0	0
Temburong	0	0	0	0	0	0	0	0	0







### 3.4.9 INTAKE, ENROLMENT AND GRADUATES OF VOCATIONAL TECHNICAL INSTITUTION BY AWARD LEVEL, 2015

Certificate Awarded	Intake			Enrolment			Graduates		
	MF	M	F	MF	M	F	MF	M	F
<b>Vocational Technical Total</b>	<b>27</b>	<b>13</b>	<b>14</b>	<b>27</b>	<b>13</b>	<b>14</b>	<b>16</b>	<b>7</b>	<b>9</b>
PLKPB Certificates	27	13	14	27	13	14	16	7	9

### 3.4.10 ENROLMENT OF VOCATIONAL TECHNICAL INSTITUTION BY AWARD LEVEL, 2015

Certificate Awarded	Year 1			Year 2			Year 3			Total		
	MF	M	F	MF	M	F	MF	M	F	MF	M	F
<b>Vocational Technical Total</b>	<b>27</b>	<b>13</b>	<b>14</b>	<b>0</b>	<b>0</b>	<b>0</b>	<b>0</b>	<b>0</b>	<b>0</b>	<b>27</b>	<b>13</b>	<b>14</b>
PLKPB Certificates	27	13	14	0	0	0	0	0	0	27	13	14

### 3.4.11 ENROLMENT OF VOCATIONAL TECHNICAL INSTITUTION BY COURSES / PROGRAMMES, 2015

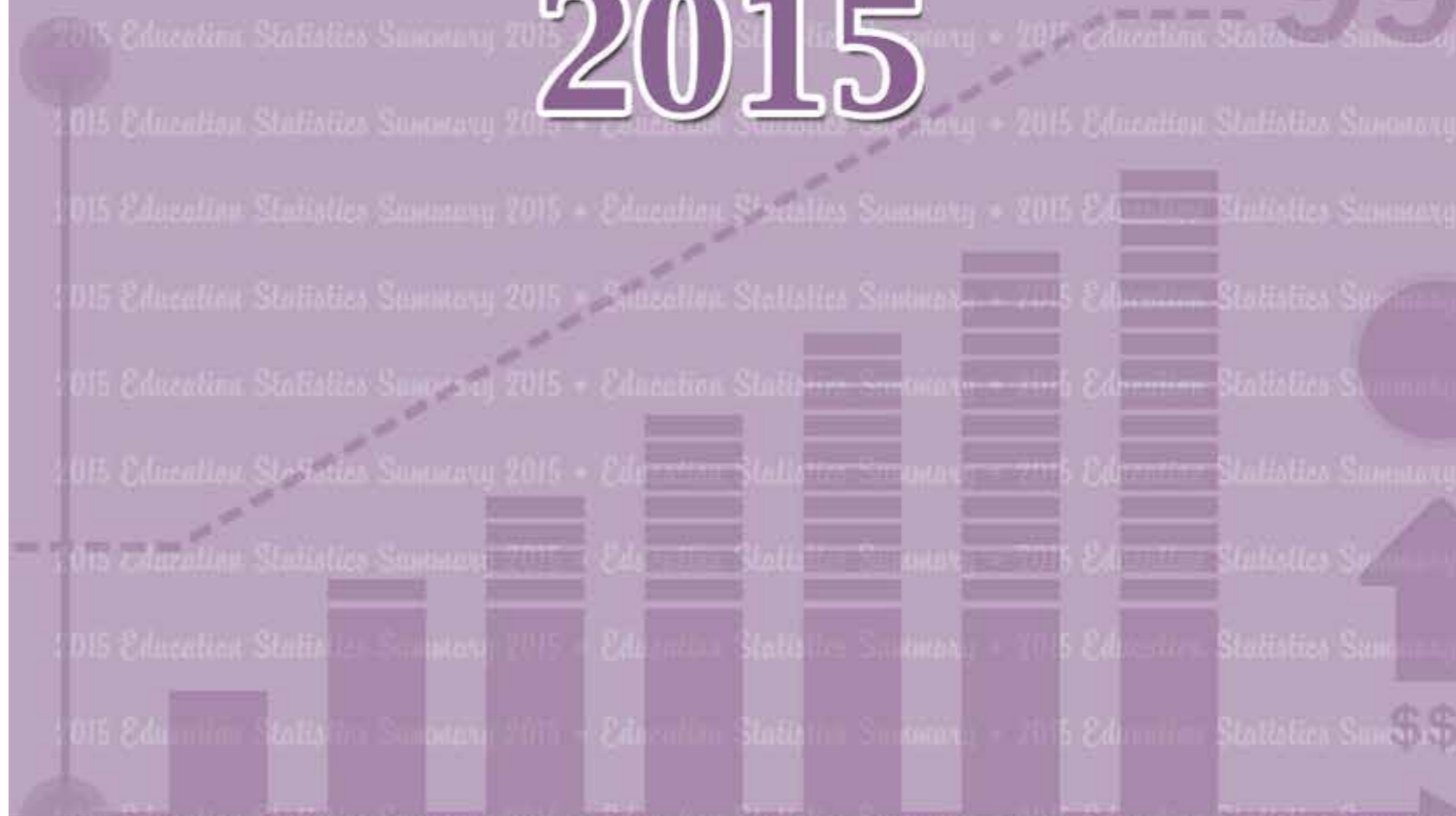
Courses / Programmes	Education Level											
	Year 1			Year 2			Year 3			Total		
	MF	M	F	MF	M	F	MF	M	F	MF	M	F
<b>Vocational Technical Total</b>	<b>27</b>	<b>13</b>	<b>14</b>	<b>0</b>	<b>0</b>	<b>0</b>	<b>0</b>	<b>0</b>	<b>0</b>	<b>27</b>	<b>13</b>	<b>14</b>
<b>Sijil Pusat Latihan Kesenian dan Pertukangan Tangan Brunei (PLKPB)</b>	<b>27</b>	<b>13</b>	<b>14</b>	<b>0</b>	<b>0</b>	<b>0</b>	<b>0</b>	<b>0</b>	<b>0</b>	<b>27</b>	<b>13</b>	<b>14</b>
Bidang Seniukir dan Keris	5	5	0	0	0	0	0	0	0	5	5	0
Bidang Perak	3	2	1	0	0	0	0	0	0	3	2	1
Bidang Tembaga	2	2	0	0	0	0	0	0	0	2	2	0
Bidang Anyaman dan Songkok	6	3	3	0	0	0	0	0	0	6	3	3
Bidang Tenunan	6	0	6	0	0	0	0	0	0	6	0	6
Bidang Seni Batik	5	1	4	0	0	0	0	0	0	5	1	4

### 3.4.12 VOCATIONAL TECHNICAL INSTRUCTORS BY ACADEMIC QUALIFICATION, TERMS OF SERVICE, AGE GROUP AND YEARS OF SERVICE, 2015

Categories	Lecturers								
	Citizen			Non Citizen			Total		
	MF	M	F	MF	M	F	MF	M	F
<b>Nationality</b>	<b>14</b>	<b>3</b>	<b>11</b>	<b>1</b>	<b>1</b>	<b>0</b>	<b>15</b>	<b>4</b>	<b>11</b>
<b>Academic Qualification</b>	<b>14</b>	<b>3</b>	<b>11</b>	<b>1</b>	<b>1</b>	<b>0</b>	<b>15</b>	<b>4</b>	<b>11</b>
Ph.D.	0	0	0	0	0	0	0	0	0
Master's Degree	0	0	0	1	1	0	1	1	0
Bachelor's Degree	0	0	0	0	0	0	0	0	0
Post Graduate Diploma	0	0	0	0	0	0	0	0	0
Certificate in Education	0	0	0	0	0	0	0	0	0
HND, AD, Level 5 Diploma	0	0	0	0	0	0	0	0	0
HNC, ONC, NC, Certificate	0	0	0	0	0	0	0	0	0
ND, OND, Level 4 Diploma	0	0	0	0	0	0	0	0	0
City & Guilds	1	1	0	0	0	0	1	1	0
BCGCE A Level, STPU, STP	1	0	1	0	0	0	1	0	1
BCGCE O Level, SPU, SPS	3	0	3	0	0	0	3	0	3
PMB	7	1	6	0	0	0	7	1	6
PSR Below	2	1	1	0	0	0	2	1	1
<b>Trained and Untrained</b>	<b>14</b>	<b>3</b>	<b>11</b>	<b>1</b>	<b>1</b>	<b>0</b>	<b>15</b>	<b>4</b>	<b>11</b>
Trained Teachers	0	0	0	0	0	0	0	0	0
Untrained Teachers	14	3	11	1	1	0	15	4	11
<b>Terms of Service (For Government Institution Only)</b>	<b>14</b>	<b>3</b>	<b>11</b>	<b>1</b>	<b>1</b>	<b>0</b>	<b>15</b>	<b>4</b>	<b>11</b>
<b>Permanent:</b>									
Pension	0	0	0	0	0	0	0	0	0
TAP	8	0	8	0	0	0	8	0	8
Month to Month	6	3	3	0	0	0	6	3	3
Probation	0	0	0	0	0	0	0	0	0
Daily Paid	0	0	0	0	0	0	0	0	0
Contract	0	0	0	1	1	0	1	1	0
CFBT	0	0	0	0	0	0	0	0	0
<b>Age Group</b>	<b>14</b>	<b>3</b>	<b>11</b>	<b>1</b>	<b>1</b>	<b>0</b>	<b>15</b>	<b>4</b>	<b>11</b>
24 and below	0	0	0	0	0	0	0	0	0
25 - 29	0	0	0	0	0	0	0	0	0
30 -34	0	0	0	0	0	0	0	0	0
35 - 39	1	0	1	0	0	0	1	0	1
40 - 44	1	0	1	0	0	0	1	0	1
45 - 49	2	0	2	0	0	0	2	0	2
50 - 54	1	0	1	0	0	0	1	0	1
55 - 59	5	2	3	0	0	0	5	2	3
60 and Above	4	1	3	1	1	0	5	2	3
Unknown	0	0	0	0	0	0	0	0	0
<b>Service (Year)</b>	<b>14</b>	<b>3</b>	<b>11</b>	<b>1</b>	<b>1</b>	<b>0</b>	<b>15</b>	<b>4</b>	<b>11</b>
Below 1	0	0	0	0	0	0	0	0	0
1 - 2	0	0	0	0	0	0	0	0	0
3 - 5	1	0	1	0	0	0	1	0	1
6 - 10	0	0	0	0	0	0	0	0	0
11 - 15	1	0	1	0	0	0	1	0	1
16 - 20	3	0	3	0	0	0	3	0	3
21 and Above	9	3	6	1	1	0	10	4	6
Unknown	0	0	0	0	0	0	0	0	0

Section : **3.5**

**Education Statistics  
on Private Institutions  
2015**



**3.5.1 NUMBER OF INSTITUTIONS BY EDUCATION LEVEL AND DISTRICT, 2015**

District	Vocational Technical	Higher Education	Total
<b>Total</b>	<b>3</b>	<b>2</b>	<b>5</b>
Brunei Muara	3	2	5
Tutong	0	0	0
Belait	0	0	0
Temburong	0	0	0

**3.5.2 ENROLMENT BY EDUCATION LEVEL AND DISTRICT, 2015**

District	Vocational Technical			Higher Education			Total		
	MF	M	F	MF	M	F	MF	M	F
<b>Total</b>	<b>1473</b>	<b>741</b>	<b>732</b>	<b>2849</b>	<b>1425</b>	<b>1424</b>	<b>4322</b>	<b>2166</b>	<b>2156</b>
Brunei Muara	1473	741	732	2849	1425	1424	4322	2166	2156
Tutong	0	0	0	0	0	0	0	0	0
Belait	0	0	0	0	0	0	0	0	0
Temburong	0	0	0	0	0	0	0	0	0

**3.5.3 NUMBER OF INSTRUCTORS BY EDUCATION LEVEL AND DISTRICT, 2015**

District	Vocational Technical			Higher Education			Total		
	MF	M	F	MF	M	F	MF	M	F
<b>Total</b>	<b>92</b>	<b>28</b>	<b>64</b>	<b>85</b>	<b>40</b>	<b>45</b>	<b>177</b>	<b>68</b>	<b>109</b>
Brunei Muara	92	28	64	85	40	45	177	68	109
Tutong	0	0	0	0	0	0	0	0	0
Belait	0	0	0	0	0	0	0	0	0
Temburong	0	0	0	0	0	0	0	0	0

**3.5.4 ENROLMENT AND NUMBER OF INSTRUCTORS BY EDUCATION LEVEL, 2015**

District	Students			Instructors		
	MF	M	F	MF	M	F
<b>Total</b>	<b>4322</b>	<b>2166</b>	<b>2156</b>	<b>177</b>	<b>68</b>	<b>109</b>
<b>Vocational Technical</b>	<b>1473</b>	<b>741</b>	<b>732</b>	<b>92</b>	<b>28</b>	<b>64</b>
Year 1	1197	597	600			
Year 2	273	143	130	92	28	64
Year 3	3	1	2			
<b>Higher Education</b>	<b>2849</b>	<b>1425</b>	<b>1424</b>	<b>85</b>	<b>40</b>	<b>45</b>
Year 1	701	382	319			
Year 2	1077	518	559	85	40	45
Year 3	1071	525	546			
Year 4	0	0	0			

### 3.5.5 VOCATIONAL TECHNICAL ENROLMENT BY EDUCATION LEVEL AND DISTRICT, 2015

District	Year 1			Year 2			Year 3			Total		
	MF	M	F	MF	M	F	MF	M	F	MF	M	F
<b>Total</b>	<b>1197</b>	<b>597</b>	<b>600</b>	<b>273</b>	<b>143</b>	<b>130</b>	<b>3</b>	<b>1</b>	<b>2</b>	<b>1473</b>	<b>741</b>	<b>732</b>
Brunei Muara	1197	597	600	273	143	130	3	1	2	1473	741	732
Tutong	0	0	0	0	0	0	0	0	0	0	0	0
Belait	0	0	0	0	0	0	0	0	0	0	0	0
Temburong	0	0	0	0	0	0	0	0	0	0	0	0

### 3.5.6 HIGHER EDUCATION ENROLMENT BY EDUCATION LEVEL AND DISTRICT, 2015

District	Year 1			Year 2			Year 3			Year 4			Total		
	MF	M	F	MF	M	F	MF	M	F	MF	M	F	MF	M	F
<b>Total</b>	<b>701</b>	<b>382</b>	<b>319</b>	<b>1077</b>	<b>518</b>	<b>559</b>	<b>1071</b>	<b>525</b>	<b>546</b>	<b>0</b>	<b>0</b>	<b>0</b>	<b>2849</b>	<b>1425</b>	<b>1424</b>
Brunei Muara	701	382	319	1077	518	559	1071	525	546	0	0	0	2849	1425	1424
Tutong	0	0	0	0	0	0	0	0	0	0	0	0	0	0	0
Belait	0	0	0	0	0	0	0	0	0	0	0	0	0	0	0
Temburong	0	0	0	0	0	0	0	0	0	0	0	0	0	0	0

### 3.5.7 VOCATIONAL TECHNICAL - NUMBER OF NEW AND REPEATERS, 2015

Education Level	New			Repeaters			Total		
	MF	M	F	MF	M	F	MF	M	F
<b>Vocational Technical Total</b>	<b>1473</b>	<b>741</b>	<b>732</b>	<b>0</b>	<b>0</b>	<b>0</b>	<b>1473</b>	<b>741</b>	<b>732</b>
<b>Year 1</b>	<b>1197</b>	<b>597</b>	<b>600</b>	<b>0</b>	<b>0</b>	<b>0</b>	<b>1197</b>	<b>597</b>	<b>600</b>
<b>Year 2</b>	<b>273</b>	<b>143</b>	<b>130</b>	<b>0</b>	<b>0</b>	<b>0</b>	<b>273</b>	<b>143</b>	<b>130</b>
<b>Year 3</b>	<b>3</b>	<b>1</b>	<b>2</b>	<b>0</b>	<b>0</b>	<b>0</b>	<b>3</b>	<b>1</b>	<b>2</b>
<b>CCCT</b>	<b>676</b>	<b>332</b>	<b>344</b>	<b>0</b>	<b>0</b>	<b>0</b>	<b>676</b>	<b>332</b>	<b>344</b>
Year 1	576	290	286	0	0	0	576	290	286
Year 2	100	42	58	0	0	0	100	42	58
Year 3	0	0	0	0	0	0	0	0	0
<b>KEMUDA Institute</b>	<b>254</b>	<b>127</b>	<b>127</b>	<b>0</b>	<b>0</b>	<b>0</b>	<b>254</b>	<b>127</b>	<b>127</b>
Year 1	242	119	123	0	0	0	242	119	123
Year 2	12	8	4	0	0	0	12	8	4
Year 3	0	0	0	0	0	0	0	0	0
<b>MIC</b>	<b>543</b>	<b>282</b>	<b>261</b>	<b>0</b>	<b>0</b>	<b>0</b>	<b>543</b>	<b>282</b>	<b>261</b>
Year 1	379	188	191	0	0	0	379	188	191
Year 2	161	93	68	0	0	0	161	93	68
Year 3	3	1	2	0	0	0	3	1	2

### 3.5.8 HIGHER EDUCATION - NUMBER OF NEW AND REPEATERS, 2015

Education Level	New			Repeaters			Total		
	MF	M	F	MF	M	F	MF	M	F
<b>Higher Education Total</b>	<b>2849</b>	<b>1425</b>	<b>1424</b>	<b>0</b>	<b>0</b>	<b>0</b>	<b>2849</b>	<b>1425</b>	<b>1424</b>
Year 1	701	382	319	0	0	0	701	382	319
Year 2	1077	518	559	0	0	0	1077	518	559
Year 3	1071	525	546	0	0	0	1071	525	546
Year 4	0	0	0	0	0	0	0	0	0
<b>Kolej IGS</b>	<b>1455</b>	<b>724</b>	<b>731</b>	<b>0</b>	<b>0</b>	<b>0</b>	<b>1455</b>	<b>724</b>	<b>731</b>
Year 1	269	151	118	0	0	0	269	151	118
Year 2	611	300	311	0	0	0	611	300	311
Year 3	575	273	302	0	0	0	575	273	302
Year 4	0	0	0	0	0	0	0	0	0
<b>LCB</b>	<b>1394</b>	<b>701</b>	<b>693</b>	<b>0</b>	<b>0</b>	<b>0</b>	<b>1394</b>	<b>701</b>	<b>693</b>
Year 1	432	231	201	0	0	0	432	231	201
Year 2	466	218	248	0	0	0	466	218	248
Year 3	496	252	244	0	0	0	496	252	244
Year 4	0	0	0	0	0	0	0	0	0

## 3.5.9 VOCATIONAL TECHNICAL ENROLMENT BY AGE AND EDUCATION LEVEL, 2015

Education Level	Gender	Age (in years)														Total					
		≤15	16	17	18	19	20	21	22	23	24	25	26	27	28		29	30-34	35-39	≥40	Unknown
Vocational Technical Total	MF	0	0	83	227	312	203	213	120	79	50	36	27	18	11	6	50	27	11	0	1473
	M	0	0	37	112	157	109	118	63	47	28	17	9	9	2	3	19	7	4	0	741
	F	0	0	46	115	155	94	95	57	32	22	19	18	9	9	3	31	20	7	0	732
Year 1	MF	0	0	83	221	286	166	164	79	55	30	21	14	13	8	3	36	11	7	0	1197
	M	0	0	37	108	141	90	95	38	29	15	9	4	7	2	1	15	3	3	0	597
	F	0	0	46	113	145	76	69	41	26	15	12	10	6	6	2	21	8	4	0	600
Year 2	MF	0	0	0	6	26	37	49	41	24	20	15	13	5	3	3	12	16	3	0	273
	M	0	0	0	4	16	19	23	25	18	13	8	5	2	0	2	4	4	0	0	143
	F	0	0	0	2	10	18	26	16	6	7	7	8	3	3	1	8	12	3	0	130
Year 3	MF	0	0	0	0	0	0	0	0	0	0	0	0	0	0	0	2	0	1	0	3
	M	0	0	0	0	0	0	0	0	0	0	0	0	0	0	0	0	0	1	0	1
	F	0	0	0	0	0	0	0	0	0	0	0	0	0	0	0	2	0	0	0	2
CCCT	MF	0	0	28	84	145	89	106	55	33	25	20	12	12	8	3	25	21	10	0	676
	M	0	0	14	40	73	50	66	18	18	13	9	7	5	0	1	11	4	3	0	332
	F	0	0	14	44	72	39	40	37	15	12	11	5	7	8	2	14	17	7	0	344
Year 1	MF	0	0	28	84	142	78	89	39	26	16	13	6	9	6	3	20	10	7	0	576
	M	0	0	14	40	72	43	60	12	13	8	5	3	4	0	1	9	3	3	0	290
	F	0	0	14	44	70	35	29	27	13	8	8	3	5	6	2	11	7	4	0	286
Year 2	MF	0	0	0	0	3	11	17	16	7	9	7	6	3	2	0	5	11	3	0	100
	M	0	0	0	0	1	7	6	6	5	5	4	4	1	0	0	2	1	0	0	42
	F	0	0	0	0	2	4	11	10	2	4	3	2	2	2	0	3	10	3	0	58
Year 3	MF	0	0	0	0	0	0	0	0	0	0	0	0	0	0	0	0	0	0	0	0
	M	0	0	0	0	0	0	0	0	0	0	0	0	0	0	0	0	0	0	0	0
	F	0	0	0	0	0	0	0	0	0	0	0	0	0	0	0	0	0	0	0	0
KEMUDA Institute	MF	0	0	33	61	52	28	36	15	13	5	2	2	1	1	0	5	0	0	0	254
	M	0	0	16	28	22	18	20	8	6	5	1	0	1	1	0	1	0	0	0	127
	F	0	0	17	33	30	10	16	7	7	0	1	2	0	0	0	4	0	0	0	127
Year 1	MF	0	0	33	61	51	27	32	12	12	4	1	2	1	1	0	5	0	0	0	242
	M	0	0	16	28	22	18	17	6	5	4	0	0	1	1	0	1	0	0	0	119
	F	0	0	17	33	29	9	15	6	7	0	1	2	0	0	0	4	0	0	0	123
Year 2	MF	0	0	0	0	1	1	4	3	1	1	1	0	0	0	0	0	0	0	0	12
	M	0	0	0	0	0	0	3	2	1	1	1	0	0	0	0	0	0	0	0	8
	F	0	0	0	0	1	1	1	1	0	0	0	0	0	0	0	0	0	0	0	4
Year 3	MF	0	0	0	0	0	0	0	0	0	0	0	0	0	0	0	0	0	0	0	0
	M	0	0	0	0	0	0	0	0	0	0	0	0	0	0	0	0	0	0	0	0
	F	0	0	0	0	0	0	0	0	0	0	0	0	0	0	0	0	0	0	0	0

## 3.5.9 VOCATIONAL TECHNICAL ENROLMENT BY AGE AND EDUCATION LEVEL, 2015

Education Level	Gender	Age (in years)														Total					
		≤15	16	17	18	19	20	21	22	23	24	25	26	27	28		29	30-34	35-39	≥40	Unknown
MIC	MF	0	0	22	82	115	86	71	50	33	20	14	13	5	2	3	20	6	1	0	543
	M	0	0	7	44	62	41	32	37	23	10	7	2	3	1	2	7	3	1	0	282
	F	0	0	15	38	53	45	39	13	10	10	7	11	2	1	1	13	3	0	0	261
Year 1	MF	0	0	22	76	93	61	43	28	17	10	7	6	3	1	0	11	1	0	0	379
	M	0	0	7	40	47	29	18	20	11	3	4	1	2	1	0	5	0	0	0	188
	F	0	0	15	36	46	32	25	8	6	7	3	5	1	0	0	6	1	0	0	191
Year 2	MF	0	0	0	6	22	25	28	22	16	10	7	7	2	1	3	7	5	0	0	161
	M	0	0	0	4	15	12	14	17	12	7	3	1	1	0	2	2	3	0	0	93
	F	0	0	0	2	7	13	14	5	4	3	4	6	1	1	1	5	2	0	0	68
Year 3	MF	0	0	0	0	0	0	0	0	0	0	0	0	0	0	0	2	0	1	0	3
	M	0	0	0	0	0	0	0	0	0	0	0	0	0	0	0	0	0	1	0	1
	F	0	0	0	0	0	0	0	0	0	0	0	0	0	0	0	2	0	0	0	2

## 3.5.10 HIGHER EDUCATION ENROLMENT BY AGE AND EDUCATION LEVEL, 2015

Education Level	Gender	Age (in years)														Total					
		16	17	18	19	20	21	22	23	24	25	26	27	28	29		30-34	35-39	≥40	Unknown	
Higher Education Total	MF	0	104	181	301	400	356	379	270	194	162	125	102	48	32	138	29	15	13	2849	
	M	0	42	97	140	198	181	184	127	98	90	57	67	28	14	73	15	8	6	1425	
	F	0	62	84	161	202	175	195	143	96	72	68	35	20	18	65	14	7	7	1424	
Year 1	MF	0	79	99	107	103	87	74	39	24	29	10	8	6	6	17	5	6	2	701	
	M	0	31	55	50	47	50	46	28	15	24	5	5	5	4	11	1	4	1	382	
	F	0	48	44	57	56	37	28	11	9	5	5	3	1	2	6	4	2	1	319	
Year 2	MF	0	24	80	174	181	130	163	84	56	40	36	41	15	7	26	13	7	0	1077	
	M	0	10	40	85	89	60	79	39	28	17	15	23	5	4	15	6	3	0	518	
	F	0	14	40	89	92	70	84	45	28	23	21	18	10	3	11	7	4	0	559	
Year 3	MF	0	1	2	20	116	139	142	147	114	93	79	53	27	19	95	11	2	11	1071	
	M	0	1	2	5	62	71	59	60	55	49	37	39	18	6	47	8	1	5	525	
	F	0	0	0	15	54	68	83	87	59	44	42	14	9	13	48	3	1	6	546	
Year 4	MF	0	0	0	0	0	0	0	0	0	0	0	0	0	0	0	0	0	0	0	0
	M	0	0	0	0	0	0	0	0	0	0	0	0	0	0	0	0	0	0	0	0
	F	0	0	0	0	0	0	0	0	0	0	0	0	0	0	0	0	0	0	0	0

## 3.5.10 HIGHER EDUCATION ENROLMENT BY AGE AND EDUCATION LEVEL, 2015

Education Level	Gender	Age (in years)												Unknown	Total					
		16	17	18	19	20	21	22	23	24	25	26	27			28	29	30-34	35-39	≥ 40
		MF	0	12	84	187	236	182	180	165	105	66	60			35	21	13	61	20
M	0	3	54	86	114	97	90	73	55	33	27	21	11	7	29	10	8	6	724	
F	0	9	30	101	122	85	90	92	50	33	33	14	10	6	32	10	7	7	731	
MF	0	10	39	29	48	43	23	24	11	8	5	5	1	3	9	3	6	2	269	
M	0	2	24	16	21	26	18	15	4	4	2	3	1	3	6	1	4	1	151	
F	0	8	15	13	27	17	5	9	7	4	3	2	0	0	3	2	2	1	118	
MF	0	1	43	138	132	68	67	40	30	20	14	11	10	4	20	6	7	0	611	
M	0	0	28	65	66	33	33	18	18	9	7	7	4	2	11	1	3	0	300	
F	0	1	15	73	66	40	34	22	12	11	7	4	6	2	9	5	4	0	311	
MF	0	1	2	20	56	71	90	101	64	38	41	19	10	6	32	11	2	11	575	
M	0	1	2	5	27	43	39	40	33	20	18	11	6	2	12	8	1	5	273	
F	0	0	0	15	29	28	51	61	31	18	23	8	4	4	20	3	1	6	302	
MF	0	0	0	0	0	0	0	0	0	0	0	0	0	0	0	0	0	0	0	
M	0	0	0	0	0	0	0	0	0	0	0	0	0	0	0	0	0	0	0	
F	0	0	0	0	0	0	0	0	0	0	0	0	0	0	0	0	0	0	0	
MF	0	92	97	114	164	174	199	105	89	96	65	67	27	19	77	9	0	0	1394	
M	0	39	43	54	84	84	94	54	43	57	30	46	17	7	44	5	0	0	701	
F	0	53	54	60	80	90	105	51	46	39	35	21	10	12	33	4	0	0	693	
MF	0	69	60	78	55	44	51	15	13	21	5	3	5	3	8	2	0	0	432	
M	0	29	31	34	26	24	28	13	11	20	3	2	4	1	5	0	0	0	231	
F	0	40	29	44	29	20	23	2	2	1	2	1	1	2	3	2	0	0	201	
MF	0	23	37	36	49	62	96	44	26	20	22	30	5	3	6	7	0	0	466	
M	0	10	12	20	23	32	46	21	10	8	8	16	1	2	4	5	0	0	218	
F	0	13	25	16	26	30	50	23	16	12	14	14	4	1	2	2	0	0	248	
MF	0	0	0	0	60	68	52	46	50	55	38	34	17	13	63	0	0	0	496	
M	0	0	0	0	35	28	20	20	22	29	19	28	12	4	35	0	0	0	252	
F	0	0	0	0	25	40	32	26	28	26	19	6	5	9	28	0	0	0	244	
MF	0	0	0	0	0	0	0	0	0	0	0	0	0	0	0	0	0	0	0	
M	0	0	0	0	0	0	0	0	0	0	0	0	0	0	0	0	0	0	0	
F	0	0	0	0	0	0	0	0	0	0	0	0	0	0	0	0	0	0	0	

## 3.5.11 VOCATIONAL TECHNICAL ENROLMENT BY RACE AND EDUCATION LEVEL, 2015

Education Level	Gender	Race									Total		
		Malay		Other Indigenous		Chinese		Others		C	NC	CNC	
		C	NC	C	NC	C	NC	C	NC				
Vocational Technical	MF	1407	0	25	0	19	5	6	11	1457	16	1473	
	M	704	0	11	0	12	5	3	6	730	11	741	
Total	F	703	0	14	0	7	0	3	5	727	5	732	
Year 1	MF	1145	0	16	0	15	5	5	11	1181	16	1197	
	M	567	0	7	0	10	5	2	6	586	11	597	
	F	578	0	9	0	5	0	3	5	595	5	600	
Year 2	MF	259	0	9	0	4	0	1	0	273	0	273	
	M	136	0	4	0	2	0	1	0	143	0	143	
	F	123	0	5	0	2	0	0	0	130	0	130	
Year 3	MF	3	0	0	0	0	0	0	0	3	0	3	
	M	1	0	0	0	0	0	0	0	1	0	1	
	F	2	0	0	0	0	0	0	0	2	0	2	
CCCT	MF	669	0	1	0	0	0	0	6	670	6	676	
	M	329	0	0	0	0	0	0	3	329	3	332	
	F	340	0	1	0	0	0	0	3	341	3	344	
Year 1	MF	569	0	1	0	0	0	0	6	570	6	576	
	M	287	0	0	0	0	0	0	3	287	3	290	
	F	282	0	1	0	0	0	0	3	283	3	286	
Year 2	MF	100	0	0	0	0	0	0	0	100	0	100	
	M	42	0	0	0	0	0	0	0	42	0	42	
	F	58	0	0	0	0	0	0	0	58	0	58	
Year 3	MF	0	0	0	0	0	0	0	0	0	0	0	
	M	0	0	0	0	0	0	0	0	0	0	0	
	F	0	0	0	0	0	0	0	0	0	0	0	
KEMUDA Institute	MF	235	0	5	0	8	0	5	1	253	1	254	
	M	116	0	3	0	6	0	2	0	127	0	127	
	F	119	0	2	0	2	0	3	1	126	1	127	
Year 1	MF	223	0	5	0	8	0	5	1	241	1	242	
	M	108	0	3	0	6	0	2	0	119	0	119	
	F	115	0	2	0	2	0	3	1	122	1	123	
Year 2	MF	12	0	0	0	0	0	0	0	12	0	12	
	M	8	0	0	0	0	0	0	0	8	0	8	
	F	4	0	0	0	0	0	0	0	4	0	4	
Year 3	MF	0	0	0	0	0	0	0	0	0	0	0	
	M	0	0	0	0	0	0	0	0	0	0	0	
	F	0	0	0	0	0	0	0	0	0	0	0	
MIC	MF	503	0	19	0	11	5	1	4	534	9	543	
	M	259	0	8	0	6	5	1	3	274	8	282	
	F	244	0	11	0	5	0	0	1	260	1	261	
Year 1	MF	353	0	10	0	7	5	0	4	370	9	379	
	M	172	0	4	0	4	5	0	3	180	8	188	
	F	181	0	6	0	3	0	0	1	190	1	191	
Year 2	MF	147	0	9	0	4	0	1	0	161	0	161	
	M	86	0	4	0	2	0	1	0	93	0	93	
	F	61	0	5	0	2	0	0	0	68	0	68	
Year 3	MF	3	0	0	0	0	0	0	0	3	0	3	
	M	1	0	0	0	0	0	0	0	1	0	1	
	F	2	0	0	0	0	0	0	0	2	0	2	

### 3.5.12 HIGHER EDUCATION ENROLMENT BY RACE AND EDUCATION LEVEL, 2015

Education Level	Gender	Race										
		Malay		Other Indigenous		Chinese		Others		Total		
		C	NC	C	NC	C	NC	C	NC	C	NC	CNC
<b>Higher Education Total</b>	<b>MF</b>	<b>2668</b>	<b>14</b>	<b>12</b>	<b>0</b>	<b>99</b>	<b>18</b>	<b>16</b>	<b>22</b>	<b>2795</b>	<b>54</b>	<b>2849</b>
	<b>M</b>	<b>1328</b>	<b>6</b>	<b>5</b>	<b>0</b>	<b>54</b>	<b>10</b>	<b>9</b>	<b>13</b>	<b>1396</b>	<b>29</b>	<b>1425</b>
	<b>F</b>	<b>1340</b>	<b>8</b>	<b>7</b>	<b>0</b>	<b>45</b>	<b>8</b>	<b>7</b>	<b>9</b>	<b>1399</b>	<b>25</b>	<b>1424</b>
Year 1	<b>MF</b>	<b>635</b>	<b>5</b>	<b>2</b>	<b>0</b>	<b>43</b>	<b>5</b>	<b>4</b>	<b>7</b>	<b>684</b>	<b>17</b>	<b>701</b>
	<b>M</b>	<b>342</b>	<b>2</b>	<b>0</b>	<b>0</b>	<b>28</b>	<b>2</b>	<b>4</b>	<b>4</b>	<b>374</b>	<b>8</b>	<b>382</b>
	<b>F</b>	<b>293</b>	<b>3</b>	<b>2</b>	<b>0</b>	<b>15</b>	<b>3</b>	<b>0</b>	<b>3</b>	<b>310</b>	<b>9</b>	<b>319</b>
Year 2	<b>MF</b>	<b>1010</b>	<b>7</b>	<b>8</b>	<b>0</b>	<b>31</b>	<b>8</b>	<b>5</b>	<b>8</b>	<b>1054</b>	<b>23</b>	<b>1077</b>
	<b>M</b>	<b>487</b>	<b>3</b>	<b>3</b>	<b>0</b>	<b>14</b>	<b>4</b>	<b>2</b>	<b>5</b>	<b>506</b>	<b>12</b>	<b>518</b>
	<b>F</b>	<b>523</b>	<b>4</b>	<b>5</b>	<b>0</b>	<b>17</b>	<b>4</b>	<b>3</b>	<b>3</b>	<b>548</b>	<b>11</b>	<b>559</b>
Year 3	<b>MF</b>	<b>1023</b>	<b>2</b>	<b>2</b>	<b>0</b>	<b>25</b>	<b>5</b>	<b>7</b>	<b>7</b>	<b>1057</b>	<b>14</b>	<b>1071</b>
	<b>M</b>	<b>499</b>	<b>1</b>	<b>2</b>	<b>0</b>	<b>12</b>	<b>4</b>	<b>3</b>	<b>4</b>	<b>516</b>	<b>9</b>	<b>525</b>
	<b>F</b>	<b>524</b>	<b>1</b>	<b>0</b>	<b>0</b>	<b>13</b>	<b>1</b>	<b>4</b>	<b>3</b>	<b>541</b>	<b>5</b>	<b>546</b>
Year 3	<b>MF</b>	<b>0</b>	<b>0</b>	<b>0</b>	<b>0</b>	<b>0</b>	<b>0</b>	<b>0</b>	<b>0</b>	<b>0</b>	<b>0</b>	<b>0</b>
	<b>M</b>	<b>0</b>	<b>0</b>	<b>0</b>	<b>0</b>	<b>0</b>	<b>0</b>	<b>0</b>	<b>0</b>	<b>0</b>	<b>0</b>	<b>0</b>
	<b>F</b>	<b>0</b>	<b>0</b>	<b>0</b>	<b>0</b>	<b>0</b>	<b>0</b>	<b>0</b>	<b>0</b>	<b>0</b>	<b>0</b>	<b>0</b>
<b>Kolej IGS</b>	<b>MF</b>	<b>1348</b>	<b>14</b>	<b>12</b>	<b>0</b>	<b>36</b>	<b>18</b>	<b>11</b>	<b>16</b>	<b>1407</b>	<b>48</b>	<b>1455</b>
	<b>M</b>	<b>669</b>	<b>6</b>	<b>5</b>	<b>0</b>	<b>17</b>	<b>10</b>	<b>5</b>	<b>12</b>	<b>696</b>	<b>28</b>	<b>724</b>
	<b>F</b>	<b>679</b>	<b>8</b>	<b>7</b>	<b>0</b>	<b>19</b>	<b>8</b>	<b>6</b>	<b>4</b>	<b>711</b>	<b>20</b>	<b>731</b>
Year 1	<b>MF</b>	<b>244</b>	<b>5</b>	<b>2</b>	<b>0</b>	<b>8</b>	<b>5</b>	<b>1</b>	<b>4</b>	<b>255</b>	<b>14</b>	<b>269</b>
	<b>M</b>	<b>136</b>	<b>2</b>	<b>0</b>	<b>0</b>	<b>6</b>	<b>2</b>	<b>1</b>	<b>4</b>	<b>143</b>	<b>8</b>	<b>151</b>
	<b>F</b>	<b>108</b>	<b>3</b>	<b>2</b>	<b>0</b>	<b>2</b>	<b>3</b>	<b>0</b>	<b>0</b>	<b>112</b>	<b>6</b>	<b>118</b>
Year 2	<b>MF</b>	<b>567</b>	<b>7</b>	<b>8</b>	<b>0</b>	<b>10</b>	<b>8</b>	<b>5</b>	<b>6</b>	<b>590</b>	<b>21</b>	<b>611</b>
	<b>M</b>	<b>280</b>	<b>3</b>	<b>3</b>	<b>0</b>	<b>4</b>	<b>4</b>	<b>2</b>	<b>4</b>	<b>289</b>	<b>11</b>	<b>300</b>
	<b>F</b>	<b>287</b>	<b>4</b>	<b>5</b>	<b>0</b>	<b>6</b>	<b>4</b>	<b>3</b>	<b>2</b>	<b>301</b>	<b>10</b>	<b>311</b>
Year 3	<b>MF</b>	<b>537</b>	<b>2</b>	<b>2</b>	<b>0</b>	<b>18</b>	<b>5</b>	<b>5</b>	<b>6</b>	<b>562</b>	<b>13</b>	<b>575</b>
	<b>M</b>	<b>253</b>	<b>1</b>	<b>2</b>	<b>0</b>	<b>7</b>	<b>4</b>	<b>2</b>	<b>4</b>	<b>264</b>	<b>9</b>	<b>273</b>
	<b>F</b>	<b>284</b>	<b>1</b>	<b>0</b>	<b>0</b>	<b>11</b>	<b>1</b>	<b>3</b>	<b>2</b>	<b>298</b>	<b>4</b>	<b>302</b>
Year 4	<b>MF</b>	<b>0</b>	<b>0</b>	<b>0</b>	<b>0</b>	<b>0</b>	<b>0</b>	<b>0</b>	<b>0</b>	<b>0</b>	<b>0</b>	<b>0</b>
	<b>M</b>	<b>0</b>	<b>0</b>	<b>0</b>	<b>0</b>	<b>0</b>	<b>0</b>	<b>0</b>	<b>0</b>	<b>0</b>	<b>0</b>	<b>0</b>
	<b>F</b>	<b>0</b>	<b>0</b>	<b>0</b>	<b>0</b>	<b>0</b>	<b>0</b>	<b>0</b>	<b>0</b>	<b>0</b>	<b>0</b>	<b>0</b>
<b>LCB</b>	<b>MF</b>	<b>1320</b>	<b>0</b>	<b>0</b>	<b>0</b>	<b>63</b>	<b>0</b>	<b>5</b>	<b>6</b>	<b>1388</b>	<b>6</b>	<b>1394</b>
	<b>M</b>	<b>659</b>	<b>0</b>	<b>0</b>	<b>0</b>	<b>37</b>	<b>0</b>	<b>4</b>	<b>1</b>	<b>700</b>	<b>1</b>	<b>701</b>
	<b>F</b>	<b>661</b>	<b>0</b>	<b>0</b>	<b>0</b>	<b>26</b>	<b>0</b>	<b>1</b>	<b>5</b>	<b>688</b>	<b>5</b>	<b>693</b>
Year 1	<b>MF</b>	<b>391</b>	<b>0</b>	<b>0</b>	<b>0</b>	<b>35</b>	<b>0</b>	<b>3</b>	<b>3</b>	<b>429</b>	<b>3</b>	<b>432</b>
	<b>M</b>	<b>206</b>	<b>0</b>	<b>0</b>	<b>0</b>	<b>22</b>	<b>0</b>	<b>3</b>	<b>0</b>	<b>231</b>	<b>0</b>	<b>231</b>
	<b>F</b>	<b>185</b>	<b>0</b>	<b>0</b>	<b>0</b>	<b>13</b>	<b>0</b>	<b>0</b>	<b>3</b>	<b>198</b>	<b>3</b>	<b>201</b>
Year 2	<b>MF</b>	<b>443</b>	<b>0</b>	<b>0</b>	<b>0</b>	<b>21</b>	<b>0</b>	<b>0</b>	<b>2</b>	<b>464</b>	<b>2</b>	<b>466</b>
	<b>M</b>	<b>207</b>	<b>0</b>	<b>0</b>	<b>0</b>	<b>10</b>	<b>0</b>	<b>0</b>	<b>1</b>	<b>217</b>	<b>1</b>	<b>218</b>
	<b>F</b>	<b>236</b>	<b>0</b>	<b>0</b>	<b>0</b>	<b>11</b>	<b>0</b>	<b>0</b>	<b>1</b>	<b>247</b>	<b>1</b>	<b>248</b>
Year 3	<b>MF</b>	<b>486</b>	<b>0</b>	<b>0</b>	<b>0</b>	<b>7</b>	<b>0</b>	<b>2</b>	<b>1</b>	<b>495</b>	<b>1</b>	<b>496</b>
	<b>M</b>	<b>246</b>	<b>0</b>	<b>0</b>	<b>0</b>	<b>5</b>	<b>0</b>	<b>1</b>	<b>0</b>	<b>252</b>	<b>0</b>	<b>252</b>
	<b>F</b>	<b>240</b>	<b>0</b>	<b>0</b>	<b>0</b>	<b>2</b>	<b>0</b>	<b>1</b>	<b>1</b>	<b>243</b>	<b>1</b>	<b>244</b>
Year 4	<b>MF</b>	<b>0</b>	<b>0</b>	<b>0</b>	<b>0</b>	<b>0</b>	<b>0</b>	<b>0</b>	<b>0</b>	<b>0</b>	<b>0</b>	<b>0</b>
	<b>M</b>	<b>0</b>	<b>0</b>	<b>0</b>	<b>0</b>	<b>0</b>	<b>0</b>	<b>0</b>	<b>0</b>	<b>0</b>	<b>0</b>	<b>0</b>
	<b>F</b>	<b>0</b>	<b>0</b>	<b>0</b>	<b>0</b>	<b>0</b>	<b>0</b>	<b>0</b>	<b>0</b>	<b>0</b>	<b>0</b>	<b>0</b>

### 3.5.13 INTAKE, ENROLMENT AND GRADUATES OF VOCATIONAL TECHNICAL INSTITUTION BY AWARD LEVEL, 2015

Award Level	Intake			Enrolment			Graduates		
	MF	M	F	MF	M	F	MF	M	F
<b>Vocational Technical Total</b>	<b>1197</b>	<b>597</b>	<b>600</b>	<b>1473</b>	<b>741</b>	<b>732</b>	<b>1069</b>	<b>538</b>	<b>531</b>
Higher National Diploma	45	16	29	124	46	78	144	54	90
Higher National Certificate	18	9	9	22	11	11	14	9	5
Diploma / National Diploma	599	303	296	792	415	377	478	232	246
Bridging Course	45	18	27	45	18	27	44	14	30
Skill Certificate 3	316	158	158	316	158	158	229	128	101
Skill Certificate 2	174	93	81	174	93	81	160	101	59
<b>CCCT</b>	<b>576</b>	<b>290</b>	<b>286</b>	<b>676</b>	<b>332</b>	<b>344</b>	<b>418</b>	<b>171</b>	<b>247</b>
Higher National Diploma	45	16	29	106	39	67	99	28	71
Higher National Certificate	0	0	0	0	0	0	0	0	0
Diploma / National Diploma	320	162	158	359	181	178	174	63	111
Bridging Course	5	2	3	5	2	3	12	3	9
Skill Certificate 3	152	79	73	152	79	73	83	46	37
Skill Certificate 2	54	31	23	54	31	23	50	31	19
<b>KEMUDA Institute</b>	<b>242</b>	<b>119</b>	<b>123</b>	<b>254</b>	<b>127</b>	<b>127</b>	<b>54</b>	<b>22</b>	<b>32</b>
Higher National Diploma	0	0	0	0	0	0	0	0	0
Higher National Certificate	13	7	6	17	9	8	9	7	2
Diploma / National Diploma	107	55	52	115	61	54	19	8	11
Bridging Course	40	16	24	40	16	24	26	7	19
Skill Certificate 3	30	13	17	30	13	17	0	0	0
Skill Certificate 2	52	28	24	52	28	24	0	0	0
<b>MIC</b>	<b>379</b>	<b>188</b>	<b>191</b>	<b>543</b>	<b>282</b>	<b>261</b>	<b>597</b>	<b>345</b>	<b>252</b>
Higher National Diploma	0	0	0	18	7	11	45	26	19
Higher National Certificate	5	2	3	5	2	3	5	2	3
Diploma / National Diploma	172	86	86	318	173	145	285	161	124
Bridging Course	0	0	0	0	0	0	6	4	2
Skill Certificate 3	134	66	68	134	66	68	146	82	64
Skill Certificate 2	68	34	34	68	34	34	110	70	40

**Note:**

Bridging courses also including courses equivalent to 'A' Level

### 3.5.14 ENROLMENT OF VOCATIONAL TECHNICAL INSTITUTIONS BY AWARD LEVEL, 2015

Award Level	Year 1			Year 2			Year 3			Total		
	MF	M	F	MF	M	F	MF	M	F	MF	M	F
<b>Vocational Technical Total</b>	<b>1197</b>	<b>597</b>	<b>600</b>	<b>273</b>	<b>143</b>	<b>130</b>	<b>3</b>	<b>1</b>	<b>2</b>	<b>1473</b>	<b>741</b>	<b>732</b>
Higher National Diploma	45	16	29	76	29	47	3	1	2	124	46	78
Higher National Certificate	18	9	9	4	2	2	0	0	0	22	11	11
Diploma / National Diploma	599	303	296	193	112	81	0	0	0	792	415	377
Bridging Course	45	18	27	0	0	0	0	0	0	45	18	27
Skill Certificate 3	316	158	158	0	0	0	0	0	0	316	158	158
Skill Certificate 2	174	93	81	0	0	0	0	0	0	174	93	81
<b>CCCT</b>	<b>576</b>	<b>290</b>	<b>286</b>	<b>100</b>	<b>42</b>	<b>58</b>	<b>0</b>	<b>0</b>	<b>0</b>	<b>676</b>	<b>332</b>	<b>344</b>
Higher National Diploma	45	16	29	61	23	38	0	0	0	106	39	67
Higher National Certificate	0	0	0	0	0	0	0	0	0	0	0	0
Diploma / National Diploma	320	162	158	39	19	20	0	0	0	359	181	178
Bridging Course	5	2	3	0	0	0	0	0	0	5	2	3
Skill Certificate 3	152	79	73	0	0	0	0	0	0	152	79	73
Skill Certificate 2	54	31	23	0	0	0	0	0	0	54	31	23
<b>Kemuda Institute</b>	<b>242</b>	<b>119</b>	<b>123</b>	<b>12</b>	<b>8</b>	<b>4</b>	<b>0</b>	<b>0</b>	<b>0</b>	<b>254</b>	<b>127</b>	<b>127</b>
Higher National Diploma	0	0	0	0	0	0	0	0	0	0	0	0
Higher National Certificate	13	7	6	4	2	2	0	0	0	17	9	8
Diploma / National Diploma	107	55	52	8	6	2	0	0	0	115	61	54
Bridging Course	40	16	24	0	0	0	0	0	0	40	16	24
Skill Certificate 3	30	13	17	0	0	0	0	0	0	30	13	17
Skill Certificate 2	52	28	24	0	0	0	0	0	0	52	28	24
<b>MIC</b>	<b>379</b>	<b>188</b>	<b>191</b>	<b>161</b>	<b>93</b>	<b>68</b>	<b>3</b>	<b>1</b>	<b>2</b>	<b>543</b>	<b>282</b>	<b>261</b>
Higher National Diploma	0	0	0	15	6	9	3	1	2	18	7	11
Higher National Certificate	5	2	3	0	0	0	0	0	0	5	2	3
Diploma / National Diploma	172	86	86	146	87	59	0	0	0	318	173	145
Bridging Course	0	0	0	0	0	0	0	0	0	0	0	0
Skill Certificate 3	134	66	68	0	0	0	0	0	0	134	66	68
Skill Certificate 2	68	34	34	0	0	0	0	0	0	68	34	34

### 3.5.15 ENROLMENT OF VOCATIONAL TECHNICAL INSTITUTIONS BY COURSES / PROGRAMMES, 2015

#### 3.5.15.1 COSMOPOLITAN COLLEGE COMMERCE AND TECHNOLOGY SDN BHD (CCCT)

Courses / Programmes	Education Level											
	Year 1			Year 2			Year 3			Total		
	MF	M	F	MF	M	F	MF	M	F	MF	M	F
<b>Total</b>	<b>576</b>	<b>290</b>	<b>286</b>	<b>100</b>	<b>42</b>	<b>58</b>	<b>0</b>	<b>0</b>	<b>0</b>	<b>676</b>	<b>332</b>	<b>344</b>
HND in Business Management	35	13	22	45	13	32	0	0	0	80	26	54
HND in Computing	10	3	7	16	10	6	0	0	0	26	13	13
Diploma in Information Technology	200	107	93	31	18	13	0	0	0	231	125	106
Diploma in Business and Finance	70	28	42	8	1	7	0	0	0	78	29	49
SC3 in Information Technology	123	69	54	0	0	0	0	0	0	123	69	54
SC3 in Business and Finance	29	10	19	0	0	0	0	0	0	29	10	19
SC2 in Information Technology	48	29	19	0	0	0	0	0	0	48	29	19
SC2 in Business and Administration	6	2	4	0	0	0	0	0	0	6	2	4
Level 4 Diploma in Business	27	10	17	0	0	0	0	0	0	27	10	17
Level 3 Diploma in Business	5	2	3	0	0	0	0	0	0	5	2	3
International Diploma in Gaming and Animation	23	17	6	0	0	0	0	0	0	23	17	6

#### 3.5.15.2 KEMUDA INSTITUTE

Courses / Programmes	Education Level											
	Year 1			Year 2			Year 3			Total		
	MF	M	F	MF	M	F	MF	M	F	MF	M	F
<b>Total</b>	<b>242</b>	<b>119</b>	<b>123</b>	<b>12</b>	<b>8</b>	<b>4</b>	<b>0</b>	<b>0</b>	<b>0</b>	<b>254</b>	<b>127</b>	<b>127</b>
NCC Level 5 Diploma in Business IT	13	7	6	4	2	2	0	0	0	17	9	8
NCC Level 4 Diploma in Business IT	41	27	14	0	0	0	0	0	0	41	27	14
NCC Level 4 Diploma in Computing	38	22	16	0	0	0	0	0	0	38	22	16
NCC Level 3 Diploma in Computing	40	16	24	0	0	0	0	0	0	40	16	24
BDTVEC Diploma in Information Technology	28	6	22	8	6	2	0	0	0	36	12	24
BDTVEC Skill Certificate 3 in Information Technology	30	13	17	0	0	0	0	0	0	30	13	17
BDTVEC Skill Certificate 2 in Information Technology	52	28	24	0	0	0	0	0	0	52	28	24



### 3.5.15 ENROLMENT OF VOCATIONAL TECHNICAL INSTITUTIONS BY COURSES / PROGRAMMES, 2015

#### 3.5.15.3 MICRONET INTERNATIONAL COLLEGE (MIC)

Courses / Programmes	Education Level											
	Year 1			Year 2			Year 3			Total		
	MF	M	F	MF	M	F	MF	M	F	MF	M	F
<b>Total</b>	<b>379</b>	<b>188</b>	<b>191</b>	<b>161</b>	<b>93</b>	<b>68</b>	<b>3</b>	<b>1</b>	<b>2</b>	<b>543</b>	<b>282</b>	<b>261</b>
NCC Education Level 4 Diploma in Computing [NCC L4DC]	40	25	15	16	7	9	0	0	0	56	32	24
NCC Education Level 5 Diploma in Computing [NCC L5DC]	5	2	3	0	0	0	0	0	0	5	2	3
BDTVEC Skill Certificate 2 in Information Technology	68	34	34	0	0	0	0	0	0	68	34	34
BDTVEC Skill Certificate 3 in Information Technology	134	66	68	0	0	0	0	0	0	134	66	68
BDTVEC Diploma in Information Technology	132	61	71	130	80	50	0	0	0	262	141	121
BDTVEC Higher National Diploma in Computing	0	0	0	15	6	9	3	1	2	18	7	11

### 3.5.16 INTAKE, ENROLMENT AND GRADUATES OF HIGHER EDUCATION INSTITUTIONS BY FIELD OF EDUCATION, 2015

Field of Education	Intake			Enrolment			Graduates		
	MF	M	F	MF	M	F	MF	M	F
<b>Higher Education Total</b>	<b>701</b>	<b>382</b>	<b>319</b>	<b>2849</b>	<b>1425</b>	<b>1424</b>	<b>1352</b>	<b>656</b>	<b>696</b>
<b>Bachelor's Degree Total</b>	<b>314</b>	<b>172</b>	<b>142</b>	<b>655</b>	<b>335</b>	<b>320</b>	<b>167</b>	<b>57</b>	<b>110</b>
Business & Administration	214	110	104	407	185	222	151	44	107
Information and Communication Technology	51	31	20	159	97	62	16	13	3
Computing	49	31	18	89	53	36	0	0	0
<b>Higher National Diploma Total</b>	<b>0</b>	<b>0</b>	<b>0</b>	<b>650</b>	<b>324</b>	<b>326</b>	<b>260</b>	<b>153</b>	<b>107</b>
Business & Administration	0	0	0	269	130	139	72	41	31
Information and Communication Technology	0	0	0	0	0	0	0	0	0
Services	0	0	0	105	40	65	33	11	22
Computing	0	0	0	276	154	122	155	101	54
<b>Higher National Certificate Total</b>	<b>0</b>	<b>0</b>	<b>0</b>	<b>0</b>	<b>0</b>	<b>0</b>	<b>9</b>	<b>7</b>	<b>2</b>
Computing	0	0	0	0	0	0	9	7	2
<b>Diploma Total</b>	<b>96</b>	<b>47</b>	<b>49</b>	<b>708</b>	<b>328</b>	<b>380</b>	<b>311</b>	<b>142</b>	<b>169</b>
Business & Administration	20	8	12	229	76	153	121	36	85
Information and Communication Technology	76	39	37	479	252	227	186	104	82
Computing	0	0	0	0	0	0	4	2	2
<b>National Diploma Total</b>	<b>0</b>	<b>0</b>	<b>0</b>	<b>342</b>	<b>160</b>	<b>182</b>	<b>126</b>	<b>57</b>	<b>69</b>
Business & Administration	0	0	0	274	130	144	102	46	56
Services	0	0	0	35	15	20	24	11	13
Computing	0	0	0	33	15	18	0	0	0
<b>Skill Certificate 3 Total</b>	<b>64</b>	<b>40</b>	<b>24</b>	<b>181</b>	<b>100</b>	<b>81</b>	<b>202</b>	<b>98</b>	<b>104</b>
Business & Administration	12	4	8	34	13	21	37	17	20
Information and Communication Technology	52	36	16	147	87	60	165	81	84
<b>Skill Certificate 2 Total</b>	<b>15</b>	<b>10</b>	<b>5</b>	<b>101</b>	<b>65</b>	<b>36</b>	<b>114</b>	<b>62</b>	<b>52</b>
Business & Administration	0	0	0	13	5	8	22	10	12
Information and Communication Technology	15	10	5	88	60	28	92	52	40
<b>Level 2 Certificate Total</b>	<b>114</b>	<b>65</b>	<b>49</b>	<b>114</b>	<b>65</b>	<b>49</b>	<b>93</b>	<b>49</b>	<b>44</b>
Business & Administration	114	65	49	114	65	49	93	49	44
<b>Non Graduating Program Total</b>	<b>98</b>	<b>48</b>	<b>50</b>	<b>98</b>	<b>48</b>	<b>50</b>	<b>70</b>	<b>31</b>	<b>39</b>
University Foundation Course	98	48	50	98	48	50	70	31	39

### 3.5.17 INTAKE, ENROLMENT AND GRADUATES OF HIGHER EDUCATION INSTITUTIONS BY PROGRAMMES, 2015

#### 3.5.17.1 KOLEJ INTERNATIONAL GRADUATE STUDIES (KIGS)

Field of Education	Intake			Enrolment			Graduates		
	MF	M	F	MF	M	F	MF	M	F
<b>KIGS Total</b>	<b>269</b>	<b>151</b>	<b>118</b>	<b>1455</b>	<b>724</b>	<b>731</b>	<b>795</b>	<b>383</b>	<b>412</b>
<b>Bachelor's Degree Total</b>	<b>94</b>	<b>54</b>	<b>40</b>	<b>311</b>	<b>159</b>	<b>152</b>	<b>106</b>	<b>39</b>	<b>67</b>
<b>Business &amp; Administration</b>	<b>43</b>	<b>23</b>	<b>20</b>	<b>152</b>	<b>62</b>	<b>90</b>	<b>90</b>	<b>26</b>	<b>64</b>
LUCT Bachelor In Business Administration	29	12	17	119	44	75	73	22	51
LUCT Bachelor of Business (Hons) Accounting	1	1	0	12	6	6	17	4	13
LUCT Bachelor In Business Administration (Hons)	13	10	3	21	12	9	0	0	0
<b>Information and Communication Technology</b>	<b>51</b>	<b>31</b>	<b>20</b>	<b>159</b>	<b>97</b>	<b>62</b>	<b>16</b>	<b>13</b>	<b>3</b>
LUCT Bachelor of Science (Hons) in Software Engineering with Multimedia	10	5	5	47	26	21	0	0	0
LUCT Bachelor of Science (Hons) in Information Technology	41	26	15	112	71	41	16	13	3
<b>Higher National Diploma Total</b>	<b>0</b>	<b>0</b>	<b>0</b>	<b>154</b>	<b>72</b>	<b>82</b>	<b>62</b>	<b>42</b>	<b>20</b>
<b>Business &amp; Administration</b>	<b>0</b>	<b>0</b>	<b>0</b>	<b>82</b>	<b>38</b>	<b>44</b>	<b>27</b>	<b>24</b>	<b>3</b>
BDTVEC Higher National Diploma in Business (Accounting)	0	0	0	9	3	6	4	2	2
BDTVEC Higher National Diploma In Business Management	0	0	0	73	35	38	23	22	1
<b>Computing</b>	<b>0</b>	<b>0</b>	<b>0</b>	<b>72</b>	<b>34</b>	<b>38</b>	<b>35</b>	<b>18</b>	<b>17</b>
BDTVEC Higher National Diploma In Computing	0	0	0	72	34	38	35	18	17
<b>Diploma Total</b>	<b>96</b>	<b>47</b>	<b>49</b>	<b>708</b>	<b>328</b>	<b>380</b>	<b>311</b>	<b>142</b>	<b>169</b>
<b>Business &amp; Administration</b>	<b>20</b>	<b>8</b>	<b>12</b>	<b>229</b>	<b>76</b>	<b>153</b>	<b>121</b>	<b>36</b>	<b>85</b>
BDTVEC Diploma in Business and Finance	17	8	9	147	54	93	71	22	49
BDTVEC Diploma in Office Administration	3	0	3	41	9	32	24	6	18
BDTVEC Diploma In Business Accountancy	0	0	0	20	6	14	12	3	9
BDTVEC Diploma In Business Entrepreneurship	0	0	0	6	1	5	4	1	3
BDTVEC Diploma in Business Marketing	0	0	0	15	6	9	10	4	6
<b>Information and Communication Technology</b>	<b>76</b>	<b>39</b>	<b>37</b>	<b>479</b>	<b>252</b>	<b>227</b>	<b>186</b>	<b>104</b>	<b>82</b>
LUCT Diploma in Animation and Multimedia Design	4	1	3	17	4	13	0	0	0
LUCT Diploma in Graphic Design Technology	17	11	6	37	16	21	0	0	0
LUCT Diploma in Advertising, Multimedia And Broadcasting	0	0	0	22	13	9	0	0	0
LUCT Diploma Interactive Multimedia Design	0	0	0	9	7	2	0	0	0
BDTVEC Diploma in Computer Network	1	1	0	32	18	14	5	1	4
BDTVEC Diploma in Information Technology	54	26	28	362	194	168	181	103	78
<b>Computing</b>	<b>0</b>	<b>0</b>	<b>0</b>	<b>0</b>	<b>0</b>	<b>0</b>	<b>4</b>	<b>2</b>	<b>2</b>
BDTVEC National Diploma in Computer Studies	0	0	0	0	0	0	4	2	2
<b>Skill Certificate 3 Total</b>	<b>64</b>	<b>40</b>	<b>24</b>	<b>181</b>	<b>100</b>	<b>81</b>	<b>202</b>	<b>98</b>	<b>104</b>
<b>Business &amp; Administration</b>	<b>12</b>	<b>4</b>	<b>8</b>	<b>34</b>	<b>13</b>	<b>21</b>	<b>37</b>	<b>17</b>	<b>20</b>
BDTVEC Skill Certificate 3 in Business Administration	12	4	8	34	13	21	37	17	20
<b>Information and Communication Technology</b>	<b>52</b>	<b>36</b>	<b>16</b>	<b>147</b>	<b>87</b>	<b>60</b>	<b>165</b>	<b>81</b>	<b>84</b>
BDTVEC Skill Certificate 3 in Information Technology	52	36	16	147	87	60	165	81	84

### 3.5.17 INTAKE, ENROLMENT AND GRADUATES OF HIGHER EDUCATION INSTITUTIONS BY PROGRAMMES, 2015

#### 3.5.17.1 KOLEJ INTERNATIONAL GRADUATE STUDIES (KIGS)

Field of Education	Intake			Enrolment			Graduates		
	MF	M	F	MF	M	F	MF	M	F
<b>Skill Certificate 2 Total</b>	<b>15</b>	<b>10</b>	<b>5</b>	<b>101</b>	<b>65</b>	<b>36</b>	<b>114</b>	<b>62</b>	<b>52</b>
<b>Business &amp; Administration</b>	<b>0</b>	<b>0</b>	<b>0</b>	<b>13</b>	<b>5</b>	<b>8</b>	<b>22</b>	<b>10</b>	<b>12</b>
BDTVEC Skill Certificate 2 in Business Administration	0	0	0	13	5	8	22	10	12
<b>Information and Communication Technology</b>	<b>15</b>	<b>10</b>	<b>5</b>	<b>88</b>	<b>60</b>	<b>28</b>	<b>92</b>	<b>52</b>	<b>40</b>
BDTVEC Skill Certificate 2 in Information Technology	15	10	5	88	60	28	92	52	40

#### 3.5.17.2 LAKSAMANA COLLEGE OF BUSINESS (LCB)

Field of Education	Intake			Enrolment			Graduates		
	MF	M	F	MF	M	F	MF	M	F
<b>LCB Total</b>	<b>432</b>	<b>231</b>	<b>201</b>	<b>1394</b>	<b>701</b>	<b>693</b>	<b>557</b>	<b>273</b>	<b>284</b>
<b>Bachelor's Degree Total</b>	<b>220</b>	<b>118</b>	<b>102</b>	<b>344</b>	<b>176</b>	<b>168</b>	<b>61</b>	<b>18</b>	<b>43</b>
<b>Business &amp; Administration</b>	<b>171</b>	<b>87</b>	<b>84</b>	<b>255</b>	<b>123</b>	<b>132</b>	<b>61</b>	<b>18</b>	<b>43</b>
BA Common Year 1	171	87	84	171	87	84	61	18	43
BA (Hons) Accounting & Finance	0	0	0	17	7	10	0	0	0
BA (Hons) Business Management	0	0	0	52	24	28	0	0	0
BA (Hons) Marketing	0	0	0	15	5	10	0	0	0
<b>Computing</b>	<b>49</b>	<b>31</b>	<b>18</b>	<b>89</b>	<b>53</b>	<b>36</b>	<b>0</b>	<b>0</b>	<b>0</b>
BA (Hons) Computer Science	49	31	18	49	31	18	0	0	0
BA (Hons) Computer Science	0	0	0	40	22	18	0	0	0
<b>Higher National Diploma Total</b>	<b>0</b>	<b>0</b>	<b>0</b>	<b>496</b>	<b>252</b>	<b>244</b>	<b>198</b>	<b>111</b>	<b>87</b>
<b>Business &amp; Administration</b>	<b>0</b>	<b>0</b>	<b>0</b>	<b>187</b>	<b>92</b>	<b>95</b>	<b>45</b>	<b>17</b>	<b>28</b>
Pearson BTEC Level 5 HND in Business (Accounting/Marketing)	0	0	0	187	92	95	0	0	0
Pearson BTEC Level 5 HND in Business (Marketing)	0	0	0	0	0	0	25	11	14
Pearson BTEC Level 5 HND in Business (Accounting)	0	0	0	0	0	0	20	6	14
<b>Computing</b>	<b>0</b>	<b>0</b>	<b>0</b>	<b>204</b>	<b>120</b>	<b>84</b>	<b>120</b>	<b>83</b>	<b>37</b>
Pearson BTEC Level 5 HND in Computing & Systems Development	0	0	0	204	120	84	120	83	37
<b>Services</b>	<b>0</b>	<b>0</b>	<b>0</b>	<b>105</b>	<b>40</b>	<b>65</b>	<b>33</b>	<b>11</b>	<b>22</b>
Pearson BTEC Level 5 HND in Hospitality	0	0	0	105	40	65	33	11	22
<b>Higher National Certificate Total</b>	<b>0</b>	<b>0</b>	<b>0</b>	<b>0</b>	<b>0</b>	<b>0</b>	<b>9</b>	<b>7</b>	<b>2</b>
<b>Computing</b>	<b>0</b>	<b>0</b>	<b>0</b>	<b>0</b>	<b>0</b>	<b>0</b>	<b>9</b>	<b>7</b>	<b>2</b>
Pearson BTEC Level 4 HNC in Computing & System Development	0	0	0	0	0	0	9	7	2
<b>National Diploma Total</b>	<b>0</b>	<b>0</b>	<b>0</b>	<b>342</b>	<b>160</b>	<b>182</b>	<b>126</b>	<b>57</b>	<b>69</b>
<b>Business &amp; Administration</b>	<b>0</b>	<b>0</b>	<b>0</b>	<b>274</b>	<b>130</b>	<b>144</b>	<b>102</b>	<b>46</b>	<b>56</b>
Pearson BTEC Level 3 Diploma in Business	0	0	0	274	130	144	102	46	56
<b>Computing</b>	<b>0</b>	<b>0</b>	<b>0</b>	<b>33</b>	<b>15</b>	<b>18</b>	<b>0</b>	<b>0</b>	<b>0</b>
Pearson BTEC Level 3 Diploma in IT	0	0	0	33	15	18	0	0	0
<b>Services</b>	<b>0</b>	<b>0</b>	<b>0</b>	<b>35</b>	<b>15</b>	<b>20</b>	<b>24</b>	<b>11</b>	<b>13</b>
BTEC Pearson Level 3 Diploma in Hospitality	0	0	0	35	15	20	24	11	13
<b>Level 2 Certificate Total</b>	<b>114</b>	<b>65</b>	<b>49</b>	<b>114</b>	<b>65</b>	<b>49</b>	<b>93</b>	<b>49</b>	<b>44</b>
<b>Business &amp; Administration</b>	<b>114</b>	<b>65</b>	<b>49</b>	<b>114</b>	<b>65</b>	<b>49</b>	<b>93</b>	<b>49</b>	<b>44</b>
Pearson BTEC Level 2 Certificate in Business	114	65	49	114	65	49	93	49	44
<b>Non Graduating Program Total</b>	<b>98</b>	<b>48</b>	<b>50</b>	<b>98</b>	<b>48</b>	<b>50</b>	<b>70</b>	<b>31</b>	<b>39</b>
University Foundation Course	98	48	50	98	48	50	70	31	39

## 3.5.18 ENROLMENT OF HIGHER EDUCATION INSTITUTION BY PROGRAMMES, 2015

## 3.5.18.1 KOLEJ INTERNATIONAL GRADUATE STUDIES (KIGS)

Programme	Year 1			Year 2			Year 3			Total		
	MF	M	F	MF	M	F	MF	M	F	MF	M	F
<b>KIGS Total</b>	<b>269</b>	<b>151</b>	<b>118</b>	<b>611</b>	<b>300</b>	<b>311</b>	<b>575</b>	<b>273</b>	<b>302</b>	<b>1455</b>	<b>724</b>	<b>731</b>
<b>Bachelor's Degree Total</b>	<b>94</b>	<b>54</b>	<b>40</b>	<b>127</b>	<b>65</b>	<b>62</b>	<b>90</b>	<b>40</b>	<b>50</b>	<b>311</b>	<b>159</b>	<b>152</b>
<b>Business &amp; Administration</b>	<b>43</b>	<b>23</b>	<b>20</b>	<b>61</b>	<b>25</b>	<b>36</b>	<b>48</b>	<b>14</b>	<b>34</b>	<b>152</b>	<b>62</b>	<b>90</b>
LUCT Bachelor In Business Administration	29	12	17	42	18	24	48	14	34	119	44	75
LUCT Bachelor of Business (Hons) Accounting	1	1	0	11	5	6	0	0	0	12	6	6
LUCT Bachelor In Business Administration (Hons)	13	10	3	8	2	6	0	0	0	21	12	9
<b>Information and Communication Technology</b>	<b>51</b>	<b>31</b>	<b>20</b>	<b>66</b>	<b>40</b>	<b>26</b>	<b>42</b>	<b>26</b>	<b>16</b>	<b>159</b>	<b>97</b>	<b>62</b>
LUCT Bachelor of Science (Hons) in Software Engineering with Multimedia	10	5	5	20	11	9	17	10	7	47	26	21
LUCT Bachelor of Science (Hons) in Information Technology	41	26	15	46	29	17	25	16	9	112	71	41
<b>Higher National Diploma Total</b>	<b>0</b>	<b>0</b>	<b>0</b>	<b>50</b>	<b>19</b>	<b>31</b>	<b>104</b>	<b>53</b>	<b>51</b>	<b>154</b>	<b>72</b>	<b>82</b>
<b>Business &amp; Administration</b>	<b>0</b>	<b>0</b>	<b>0</b>	<b>28</b>	<b>9</b>	<b>19</b>	<b>54</b>	<b>29</b>	<b>25</b>	<b>82</b>	<b>38</b>	<b>44</b>
BDTVEC Higher National Diploma in Business (Accounting)	0	0	0	0	0	0	9	3	6	9	3	6
BDTVEC Higher National Diploma In Business Management	0	0	0	28	9	19	45	26	19	73	35	38
<b>Computing</b>	<b>0</b>	<b>0</b>	<b>0</b>	<b>22</b>	<b>10</b>	<b>12</b>	<b>50</b>	<b>24</b>	<b>26</b>	<b>72</b>	<b>34</b>	<b>38</b>
BDTVEC Higher National Diploma In Computing	0	0	0	22	10	12	50	24	26	72	34	38
<b>Diploma Total</b>	<b>96</b>	<b>47</b>	<b>49</b>	<b>231</b>	<b>101</b>	<b>130</b>	<b>381</b>	<b>180</b>	<b>201</b>	<b>708</b>	<b>328</b>	<b>380</b>
<b>Business &amp; Administration</b>	<b>20</b>	<b>8</b>	<b>12</b>	<b>63</b>	<b>17</b>	<b>46</b>	<b>146</b>	<b>51</b>	<b>95</b>	<b>229</b>	<b>76</b>	<b>153</b>
BDTVEC Diploma in Business and Finance	17	8	9	37	12	25	93	34	59	147	54	93
BDTVEC Diploma in Office Administration	3	0	3	13	2	11	25	7	18	41	9	32
BDTVEC Diploma In Business Accountancy	0	0	0	8	3	5	12	3	9	20	6	14
BDTVEC Diploma In Business Entrepreneurship	0	0	0	2	0	2	4	1	3	6	1	5
BDTVEC Diploma in Business Marketing	0	0	0	3	0	3	12	6	6	15	6	9
<b>Information and Communication Technology</b>	<b>76</b>	<b>39</b>	<b>37</b>	<b>168</b>	<b>84</b>	<b>84</b>	<b>235</b>	<b>129</b>	<b>106</b>	<b>479</b>	<b>252</b>	<b>227</b>
LUCT Diploma in Animation and Multimedia Design	4	1	3	6	0	6	7	3	4	17	4	13
LUCT Diploma in Graphic Design Technology	17	11	6	13	4	9	7	1	6	37	16	21
LUCT Diploma in Advertising, Multimedia And Broadcasting	0	0	0	11	8	3	11	5	6	22	13	9
LUCT Diploma Interactive Multimedia Design	0	0	0	0	0	0	9	7	2	9	7	2
BDTVEC Diploma in Computer Network	1	1	0	17	9	8	14	8	6	32	18	14
BDTVEC Diploma in Information Technology	54	26	28	121	63	58	187	105	82	362	194	168
<b>Skill Certificate 3 Total</b>	<b>64</b>	<b>40</b>	<b>24</b>	<b>117</b>	<b>60</b>	<b>57</b>	<b>0</b>	<b>0</b>	<b>0</b>	<b>181</b>	<b>100</b>	<b>81</b>
<b>Business &amp; Administration</b>	<b>12</b>	<b>4</b>	<b>8</b>	<b>22</b>	<b>9</b>	<b>13</b>	<b>0</b>	<b>0</b>	<b>0</b>	<b>34</b>	<b>13</b>	<b>21</b>
BDTVEC Skill Certificate 3 in Business Administration	12	4	8	22	9	13	0	0	0	34	13	21
<b>Information and Communication Technology</b>	<b>52</b>	<b>36</b>	<b>16</b>	<b>95</b>	<b>51</b>	<b>44</b>	<b>0</b>	<b>0</b>	<b>0</b>	<b>147</b>	<b>87</b>	<b>60</b>
BDTVEC Skill Certificate 3 in Information Technology	52	36	16	95	51	44	0	0	0	147	87	60

## 3.5.18 ENROLMENT OF HIGHER EDUCATION INSTITUTION BY PROGRAMMES, 2015

## 3.5.18.1 KOLEJ INTERNATIONAL GRADUATE STUDIES (KIGS)

Programme	Year 1			Year 2			Year 3			Total		
	MF	M	F	MF	M	F	MF	M	F	MF	M	F
<b>Skill Certificate 2 Total</b>	<b>15</b>	<b>10</b>	<b>5</b>	<b>86</b>	<b>55</b>	<b>31</b>	<b>0</b>	<b>0</b>	<b>0</b>	<b>101</b>	<b>65</b>	<b>36</b>
<b>Business &amp; Administration</b>	<b>0</b>	<b>0</b>	<b>0</b>	<b>13</b>	<b>5</b>	<b>8</b>	<b>0</b>	<b>0</b>	<b>0</b>	<b>13</b>	<b>5</b>	<b>8</b>
BDTVEC Skill Certificate 2 in Business Administration	0	0	0	13	5	8	0	0	0	13	5	8
<b>Information and Communication Technology</b>	<b>15</b>	<b>10</b>	<b>5</b>	<b>73</b>	<b>50</b>	<b>23</b>	<b>0</b>	<b>0</b>	<b>0</b>	<b>88</b>	<b>60</b>	<b>28</b>
BDTVEC Skill Certificate 2 in Information Technology	15	10	5	73	50	23	0	0	0	88	60	28

## 3.5.18.2 LAKSAMANA COLLEGE OF BUSINESS (LCB)

Programme	Year 1			Year 2			Year 3			Total		
	MF	M	F	MF	M	F	MF	M	F	MF	M	F
<b>LCB Total</b>	<b>432</b>	<b>231</b>	<b>201</b>	<b>466</b>	<b>218</b>	<b>248</b>	<b>496</b>	<b>252</b>	<b>244</b>	<b>1394</b>	<b>701</b>	<b>693</b>
<b>Bachelor's Degree Total</b>	<b>220</b>	<b>118</b>	<b>102</b>	<b>124</b>	<b>58</b>	<b>66</b>	<b>0</b>	<b>0</b>	<b>0</b>	<b>344</b>	<b>176</b>	<b>168</b>
<b>Business &amp; Administration</b>	<b>171</b>	<b>87</b>	<b>84</b>	<b>84</b>	<b>36</b>	<b>48</b>	<b>0</b>	<b>0</b>	<b>0</b>	<b>255</b>	<b>123</b>	<b>132</b>
BA Common Year 1	171	87	84	0	0	0	0	0	0	171	87	84
BA (Hons) Accounting & Finance	0	0	0	17	7	10	0	0	0	17	7	10
BA (Hons) Business Management	0	0	0	52	24	28	0	0	0	52	24	28
BA (Hons) Marketing	0	0	0	15	5	10	0	0	0	15	5	10
<b>Computing</b>	<b>49</b>	<b>31</b>	<b>18</b>	<b>40</b>	<b>22</b>	<b>18</b>	<b>0</b>	<b>0</b>	<b>0</b>	<b>89</b>	<b>53</b>	<b>36</b>
BA (Hons) Computer Science	49	31	18	0	0	0	0	0	0	49	31	18
BA (Hons) Computer Science	0	0	0	40	22	18	0	0	0	40	22	18
<b>Higher National Diploma Total</b>	<b>0</b>	<b>0</b>	<b>0</b>	<b>0</b>	<b>0</b>	<b>0</b>	<b>496</b>	<b>252</b>	<b>244</b>	<b>496</b>	<b>252</b>	<b>244</b>
<b>Business &amp; Administration</b>	<b>0</b>	<b>0</b>	<b>0</b>	<b>0</b>	<b>0</b>	<b>0</b>	<b>187</b>	<b>92</b>	<b>95</b>	<b>187</b>	<b>92</b>	<b>95</b>
Pearson BTEC Level 5 HND in Business (Accounting/Marketing)	0	0	0	0	0	0	187	92	95	187	92	95
Pearson BTEC Level 5 HND in Business (Marketing)	0	0	0	0	0	0	0	0	0	0	0	0
Pearson BTEC Level 5 HND in Business (Accounting)	0	0	0	0	0	0	0	0	0	0	0	0
<b>Computing</b>	<b>0</b>	<b>0</b>	<b>0</b>	<b>0</b>	<b>0</b>	<b>0</b>	<b>204</b>	<b>120</b>	<b>84</b>	<b>204</b>	<b>120</b>	<b>84</b>
Pearson BTEC Level 5 HND in Computing & Systems Development	0	0	0	0	0	0	204	120	84	204	120	84
<b>Services</b>	<b>0</b>	<b>0</b>	<b>0</b>	<b>0</b>	<b>0</b>	<b>0</b>	<b>105</b>	<b>40</b>	<b>65</b>	<b>105</b>	<b>40</b>	<b>65</b>
Pearson BTEC Level 5 HND in Hospitality	0	0	0	0	0	0	105	40	65	105	40	65
<b>Higher National Certificate Total</b>	<b>0</b>	<b>0</b>	<b>0</b>	<b>0</b>	<b>0</b>	<b>0</b>	<b>0</b>	<b>0</b>	<b>0</b>	<b>0</b>	<b>0</b>	<b>0</b>
Pearson BTEC Level 4 HNC in Computing & System Development	0	0	0	0	0	0	0	0	0	0	0	0
<b>Level 3 Diploma Total</b>	<b>0</b>	<b>0</b>	<b>0</b>	<b>342</b>	<b>160</b>	<b>182</b>	<b>0</b>	<b>0</b>	<b>0</b>	<b>342</b>	<b>160</b>	<b>182</b>
<b>Business &amp; Administration</b>	<b>0</b>	<b>0</b>	<b>0</b>	<b>274</b>	<b>130</b>	<b>144</b>	<b>0</b>	<b>0</b>	<b>0</b>	<b>274</b>	<b>130</b>	<b>144</b>
Pearson BTEC Level 3 Diploma in Business	0	0	0	274	130	144	0	0	0	274	130	144
<b>Computing</b>	<b>0</b>	<b>0</b>	<b>0</b>	<b>33</b>	<b>15</b>	<b>18</b>	<b>0</b>	<b>0</b>	<b>0</b>	<b>33</b>	<b>15</b>	<b>18</b>
Pearson BTEC Level 3 Diploma in IT	0	0	0	33	15	18	0	0	0	33	15	18
<b>Services</b>	<b>0</b>	<b>0</b>	<b>0</b>	<b>35</b>	<b>15</b>	<b>20</b>	<b>0</b>	<b>0</b>	<b>0</b>	<b>35</b>	<b>15</b>	<b>20</b>
Pearson BTEC Level 3 Diploma in Hospitality	0	0	0	35	15	20	0	0	0	35	15	20
<b>Level 2 Certificate Total</b>	<b>114</b>	<b>65</b>	<b>49</b>	<b>0</b>	<b>0</b>	<b>0</b>	<b>0</b>	<b>0</b>	<b>0</b>	<b>114</b>	<b>65</b>	<b>49</b>
<b>Business &amp; Administration</b>	<b>114</b>	<b>65</b>	<b>49</b>	<b>0</b>	<b>0</b>	<b>0</b>	<b>0</b>	<b>0</b>	<b>0</b>	<b>114</b>	<b>65</b>	<b>49</b>
Pearson BTEC Level 2 Certificate in Business	114	65	49	0	0	0	0	0	0	114	65	49
<b>Non Graduating Program Total</b>	<b>98</b>	<b>48</b>	<b>50</b>	<b>0</b>	<b>0</b>	<b>0</b>	<b>0</b>	<b>0</b>	<b>0</b>	<b>98</b>	<b>48</b>	<b>50</b>
University Foundation Course	98	48	50	0	0	0	0	0	0	98	48	50

**3.5.19 VOCATIONAL TECHNICAL INSTRUCTORS BY ACADEMIC QUALIFICATION, TERMS OF SERVICE, AGE GROUP AND YEARS OF SERVICE, 2015**

Categories	Instructors								
	Citizen			Non Citizen			Total		
	MF	M	F	MF	M	F	MF	M	F
<b>Nationality</b>	<b>40</b>	<b>13</b>	<b>27</b>	<b>52</b>	<b>15</b>	<b>37</b>	<b>92</b>	<b>28</b>	<b>64</b>
<b>Academic Qualification</b>	<b>40</b>	<b>13</b>	<b>27</b>	<b>52</b>	<b>15</b>	<b>37</b>	<b>92</b>	<b>28</b>	<b>64</b>
Ph.D.	0	0	0	0	0	0	0	0	0
Master's Degree	3	0	3	9	4	5	12	4	8
Bachelor's Degree	21	9	12	38	8	30	59	17	42
Post Graduate Diploma	0	0	0	0	0	0	0	0	0
Certificate in Education	0	0	0	0	0	0	0	0	0
HND, AD, Level 5 Diploma	16	4	12	5	3	2	21	7	14
ND, OND, Level 4 Diploma	0	0	0	0	0	0	0	0	0
HNC, ONC, NC, Certificate	0	0	0	0	0	0	0	0	0
City & Guilds Advanced Craft	0	0	0	0	0	0	0	0	0
City & Guilds Higher Operative / Craft	0	0	0	0	0	0	0	0	0
City & Guilds Higher Operative Awards	0	0	0	0	0	0	0	0	0
BCGCE A Level, STPU, STP	0	0	0	0	0	0	0	0	0
BCGCE O Level, SPU, SPS	0	0	0	0	0	0	0	0	0
PMB	0	0	0	0	0	0	0	0	0
PSR Below	0	0	0	0	0	0	0	0	0
<b>Trained and Untrained</b>	<b>40</b>	<b>13</b>	<b>27</b>	<b>52</b>	<b>15</b>	<b>37</b>	<b>92</b>	<b>28</b>	<b>64</b>
Trained Teachers	22	8	14	18	7	11	40	15	25
Untrained Teachers	18	5	13	34	8	26	52	13	39
<b>Terms of Service (For Government Institution Only)</b>	<b>40</b>	<b>13</b>	<b>27</b>	<b>52</b>	<b>15</b>	<b>37</b>	<b>92</b>	<b>28</b>	<b>64</b>
<b>Permanent:</b>									
Pension	0	0	0	0	0	0	0	0	0
TAP	40	13	27	0	0	0	40	13	27
Month to Month	0	0	0	0	0	0	0	0	0
Probation	0	0	0	0	0	0	0	0	0
Daily Paid	0	0	0	0	0	0	0	0	0
Contract	0	0	0	52	15	37	52	15	37
CFBT	0	0	0	0	0	0	0	0	0
<b>Age Group</b>	<b>40</b>	<b>13</b>	<b>27</b>	<b>52</b>	<b>15</b>	<b>37</b>	<b>92</b>	<b>28</b>	<b>64</b>
24 and below	1	0	1	11	0	11	12	0	12
25 - 29	35	12	23	17	7	10	52	19	33
30 - 34	3	0	3	12	2	10	15	2	13
35 - 39	0	0	0	9	4	5	9	4	5
40 - 44	0	0	0	1	1	0	1	1	0
45 - 49	1	1	0	2	1	1	3	2	1
50 - 54	0	0	0	0	0	0	0	0	0
55 - 59	0	0	0	0	0	0	0	0	0
60 and Above	0	0	0	0	0	0	0	0	0
Unknown	0	0	0	0	0	0	0	0	0
<b>Service (Year)</b>	<b>40</b>	<b>13</b>	<b>27</b>	<b>52</b>	<b>15</b>	<b>37</b>	<b>92</b>	<b>28</b>	<b>64</b>
Below 1	3	0	3	2	0	2	5	0	5
1 - 2	17	5	12	18	2	16	35	7	28
3 - 5	20	8	12	23	9	14	43	17	26
6 - 10	0	0	0	8	3	5	8	3	5
11 - 15	0	0	0	1	1	0	1	1	0
16 - 20	0	0	0	0	0	0	0	0	0
21 and Above	0	0	0	0	0	0	0	0	0
Unknown	0	0	0	0	0	0	0	0	0

**3.5.20 HIGHER EDUCATION LECTURERS BY ACADEMIC QUALIFICATION, TERMS OF SERVICE, AGE GROUP AND YEARS OF SERVICE, 2015**

Categories	Lecturers								
	Citizen			Non Citizen			Total		
	MF	M	F	MF	M	F	MF	M	F
<b>Nationality</b>	<b>32</b>	<b>11</b>	<b>21</b>	<b>53</b>	<b>29</b>	<b>24</b>	<b>85</b>	<b>40</b>	<b>45</b>
<b>Academic Qualification</b>	<b>32</b>	<b>11</b>	<b>21</b>	<b>53</b>	<b>29</b>	<b>24</b>	<b>85</b>	<b>40</b>	<b>45</b>
Ph.D.	1	1	0	5	5	0	6	6	0
Master's Degree	13	5	8	25	11	14	38	16	22
Bachelor's Degree	17	5	12	22	12	10	39	17	22
Post Graduate Diploma	0	0	0	1	1	0	1	1	0
Certificate in Education	0	0	0	0	0	0	0	0	0
HND, AD, Level 5 Diploma	1	0	1	0	0	0	1	0	1
HNC, ONC, NC, Certificate	0	0	0	0	0	0	0	0	0
ND, OND, Level 4 Diploma	0	0	0	0	0	0	0	0	0
City & Guilds	0	0	0	0	0	0	0	0	0
BCGCE A Level, STPU, STP	0	0	0	0	0	0	0	0	0
BCGCE O Level, SPU, SPS	0	0	0	0	0	0	0	0	0
PMB	0	0	0	0	0	0	0	0	0
PSR Below	0	0	0	0	0	0	0	0	0
<b>Trained and Untrained</b>	<b>32</b>	<b>11</b>	<b>21</b>	<b>53</b>	<b>29</b>	<b>24</b>	<b>85</b>	<b>40</b>	<b>45</b>
Trained Teachers	17	7	10	30	15	15	47	22	25
Untrained Teachers	15	4	11	23	14	9	38	18	20
<b>Terms of Service (For Government Institution Only)</b>	<b>32</b>	<b>11</b>	<b>21</b>	<b>53</b>	<b>29</b>	<b>24</b>	<b>85</b>	<b>40</b>	<b>45</b>
<b>Permanent:</b>									
Pension	0	0	0	0	0	0	0	0	0
TAP	28	10	18	0	0	0	28	10	18
Month to Month	0	0	0	0	0	0	0	0	0
Probation	0	0	0	0	0	0	0	0	0
Daily Paid	4	1	3	7	7	0	11	8	3
Contract	0	0	0	46	22	24	46	22	24
CFBT	0	0	0	0	0	0	0	0	0
<b>Age Group</b>	<b>32</b>	<b>11</b>	<b>21</b>	<b>53</b>	<b>29</b>	<b>24</b>	<b>85</b>	<b>40</b>	<b>45</b>
24 and below	2	0	2	0	0	0	2	0	2
25 - 29	18	6	12	15	8	7	33	14	19
30 - 34	7	2	5	4	3	1	11	5	6
35 - 39	1	0	1	7	3	4	8	3	5
40 - 44	0	0	0	17	9	8	17	9	8
45 - 49	2	2	0	6	2	4	8	4	4
50 - 54	0	0	0	3	3	0	3	3	0
55 - 59	2	1	1	1	1	0	3	2	1
60 and Above	0	0	0	0	0	0	0	0	0
Unknown	0	0	0	0	0	0	0	0	0
<b>Service (Year)</b>	<b>32</b>	<b>11</b>	<b>21</b>	<b>53</b>	<b>29</b>	<b>24</b>	<b>85</b>	<b>40</b>	<b>45</b>
Below 1	9	4	5	8	3	5	17	7	10
1 - 2	16	4	12	19	11	8	35	15	20
3 - 5	7	3	4	18	10	8	25	13	12
6 - 10	0	0	0	6	4	2	6	4	2
11 - 15	0	0	0	2	1	1	2	1	1
16 - 20	0	0	0	0	0	0	0	0	0
21 and Above	0	0	0	0	0	0	0	0	0
Unknown	0	0	0	0	0	0	0	0	0

**3.5.21 VOCATIONAL TECHNICAL INSTRUCTORS' ACADEMIC QUALIFICATION,  
TERMS OF SERVICE, AGE GROUP AND YEARS OF SERVICE  
BY INTITUTIONS, 2015**
**3.5.21.1 COSMOPOLITAN COLLEGE COMMERCE AND TECHNOLOGY SDN BHD (CCCT)**

Categories	Lecturers								
	Citizen			Non Citizen			Total		
	MF	M	F	MF	M	F	MF	M	F
<b>Nationality</b>	17	7	10	15	6	9	32	13	19
<b>Academic Qualification</b>	17	7	10	15	6	9	32	13	19
Ph.D.	0	0	0	0	0	0	0	0	0
Master's Degree	0	0	0	5	2	3	5	2	3
Bachelor's Degree	11	6	5	9	4	5	20	10	10
Post Graduate Diploma	0	0	0	0	0	0	0	0	0
Certificate in Education	0	0	0	0	0	0	0	0	0
HND, AD, Level 5 Diploma	6	1	5	1	0	1	7	1	6
ND, OND, Level 4 Diploma	0	0	0	0	0	0	0	0	0
HNC, ONC, NC, Certificate	0	0	0	0	0	0	0	0	0
City & Guilds Advanced Craft	0	0	0	0	0	0	0	0	0
City & Guilds Higher Operative / Craft	0	0	0	0	0	0	0	0	0
City & Guilds Higher Operative Awards	0	0	0	0	0	0	0	0	0
BCGCE A Level, STPU, STP	0	0	0	0	0	0	0	0	0
BCGCE O Level, SPU, SPS	0	0	0	0	0	0	0	0	0
PMB	0	0	0	0	0	0	0	0	0
PSR Below	0	0	0	0	0	0	0	0	0
<b>Trained and Untrained</b>	17	7	10	15	6	9	32	13	19
Trained Teachers	17	7	10	15	6	9	32	13	19
Untrained Teachers	0	0	0	0	0	0	0	0	0
<b>Terms of Service (For Government Institution Only)</b>	17	7	10	15	6	9	32	13	19
<b>Permanent:</b>	0	0	0	0	0	0	0	0	0
Pension	0	0	0	0	0	0	0	0	0
TAP	17	7	10	0	0	0	17	7	10
Month to Month	0	0	0	0	0	0	0	0	0
Probation	0	0	0	0	0	0	0	0	0
Daily Paid	0	0	0	0	0	0	0	0	0
Contract	0	0	0	15	6	9	15	6	9
CFBT	0	0	0	0	0	0	0	0	0
<b>Age Group</b>	17	7	10	15	6	9	32	13	19
24 and below	1	0	1	0	0	0	1	0	1
25 - 29	15	7	8	1	1	0	16	8	8
30 -34	1	0	1	6	1	5	7	1	6
35 - 39	0	0	0	5	2	3	5	2	3
40 - 44	0	0	0	1	1	0	1	1	0
45 - 49	0	0	0	2	1	1	2	1	1
50 - 54	0	0	0	0	0	0	0	0	0
55 - 59	0	0	0	0	0	0	0	0	0
60 and Above	0	0	0	0	0	0	0	0	0
Unknown	0	0	0	0	0	0	0	0	0
<b>Service (Year)</b>	17	7	10	15	6	9	32	13	19
Below 1	0	0	0	0	0	0	0	0	0
1 - 2	0	0	0	0	0	0	0	0	0
3 - 5	17	7	10	12	5	7	29	12	17
6 - 10	0	0	0	2	0	2	2	0	2
11 - 15	0	0	0	1	1	0	1	1	0
16 - 20	0	0	0	0	0	0	0	0	0
21 and Above	0	0	0	0	0	0	0	0	0
Unknown	0	0	0	0	0	0	0	0	0

**3.5.21 VOCATIONAL TECHNICAL INSTRUCTORS' ACADEMIC QUALIFICATION,  
TERMS OF SERVICE, AGE GROUP AND YEARS OF SERVICE  
BY INTITUTIONS, 2015**
**3.1.21.2 KEMUDA INSTITUTE**

Categories	Lecturers								
	Citizen			Non Citizen			Total		
	MF	M	F	MF	M	F	MF	M	F
<b>Nationality</b>	12	5	7	9	5	4	21	10	11
<b>Academic Qualification</b>	12	5	7	9	5	4	21	10	11
Ph.D.	0	0	0	0	0	0	0	0	0
Master's Degree	0	0	0	3	1	2	3	1	2
Bachelor's Degree	4	2	2	2	1	1	6	3	3
Post Graduate Diploma	0	0	0	0	0	0	0	0	0
Certificate in Education	0	0	0	0	0	0	0	0	0
HND, AD, Level 5 Diploma	8	3	5	4	3	1	12	6	6
ND, OND, Level 4 Diploma	0	0	0	0	0	0	0	0	0
HNC, ONC, NC, Certificate	0	0	0	0	0	0	0	0	0
City & Guilds Advanced Craft	0	0	0	0	0	0	0	0	0
City & Guilds Higher Operative / Craft	0	0	0	0	0	0	0	0	0
City & Guilds Higher Operative Awards	0	0	0	0	0	0	0	0	0
BCGCE A Level, STPU, STP	0	0	0	0	0	0	0	0	0
BCGCE O Level, SPU, SPS	0	0	0	0	0	0	0	0	0
PMB	0	0	0	0	0	0	0	0	0
PSR Below	0	0	0	0	0	0	0	0	0
<b>Trained and Untrained</b>	12	5	7	9	5	4	21	10	11
Trained Teachers	0	0	0	0	0	0	0	0	0
Untrained Teachers	12	5	7	9	5	4	21	10	11
<b>Terms of Service (For Government Institution Only)</b>	12	5	7	9	5	4	21	10	11
<b>Permanent:</b>	0	0	0	0	0	0	0	0	0
Pension	0	0	0	0	0	0	0	0	0
TAP	12	5	7	0	0	0	12	5	7
Month to Month	0	0	0	0	0	0	0	0	0
Probation	0	0	0	0	0	0	0	0	0
Daily Paid	0	0	0	0	0	0	0	0	0
Contract	0	0	0	9	5	4	9	5	4
CFBT	0	0	0	0	0	0	0	0	0
<b>Age Group</b>	12	5	7	9	5	4	21	10	11
24 and below	0	0	0	0	0	0	0	0	0
25 - 29	11	4	7	5	3	2	16	7	9
30 -34	0	0	0	1	0	1	1	0	1
35 - 39	0	0	0	3	2	1	3	2	1
40 - 44	0	0	0	0	0	0	0	0	0
45 - 49	1	1	0	0	0	0	1	1	0
50 - 54	0	0	0	0	0	0	0	0	0
55 - 59	0	0	0	0	0	0	0	0	0
60 and Above	0	0	0	0	0	0	0	0	0
Unknown	0	0	0	0	0	0	0	0	0
<b>Service (Year)</b>	12	5	7	9	5	4	21	10	11
Below 1	0	0	0	0	0	0	0	0	0
1 - 2	10	4	6	0	0	0	10	4	6
3 - 5	2	1	1	5	2	3	7	3	4
6 - 10	0	0	0	4	3	1	4	3	1
11 - 15	0	0	0	0	0	0	0	0	0
16 - 20	0	0	0	0	0	0	0	0	0
21 and Above	0	0	0	0	0	0	0	0	0
Unknown	0	0	0	0	0	0	0	0	0

**3.5.21 VOCATIONAL TECHNICAL INSTRUCTORS' ACADEMIC QUALIFICATION,  
TERMS OF SERVICE, AGE GROUP AND YEARS OF SERVICE  
BY INSTITUTIONS, 2015**
**3.5.21.3 MICRONET INTERNATIONAL COLLEGE (MIC)**

Categories	Lecturers								
	Citizen			Non Citizen			Total		
	MF	M	F	MF	M	F	MF	M	F
<b>Nationality</b>	11	1	10	28	4	24	39	5	34
<b>Academic Qualification</b>	11	1	10	28	4	24	39	5	34
Ph.D.	0	0	0	0	0	0	0	0	0
Master's Degree	3	0	3	1	1	0	4	1	3
Bachelor's Degree	6	1	5	27	3	24	33	4	29
Post Graduate Diploma	0	0	0	0	0	0	0	0	0
Certificate in Education	0	0	0	0	0	0	0	0	0
HND, AD, Level 5 Diploma	2	0	2	0	0	0	2	0	2
ND, OND, Level 4 Diploma	0	0	0	0	0	0	0	0	0
HNC, ONC, NC, Certificate	0	0	0	0	0	0	0	0	0
City & Guilds Advanced Craft	0	0	0	0	0	0	0	0	0
City & Guilds Higher Operative / Craft	0	0	0	0	0	0	0	0	0
City & Guilds Higher Operative Awards	0	0	0	0	0	0	0	0	0
BCGCE A Level, STPU, STP	0	0	0	0	0	0	0	0	0
BCGCE O Level, SPU, SPS	0	0	0	0	0	0	0	0	0
PMB	0	0	0	0	0	0	0	0	0
PSR Below	0	0	0	0	0	0	0	0	0
<b>Trained and Untrained</b>	11	1	10	28	4	24	39	5	34
Trained Teachers	5	1	4	3	1	2	8	2	6
Untrained Teachers	6	0	6	25	3	22	31	3	28
<b>Terms of Service (For Government Institution Only)</b>	11	1	10	28	4	24	39	5	34
<b>Permanent:</b>	0	0	0	0	0	0	0	0	0
Pension	11	1	10	0	0	0	11	1	10
TAP	0	0	0	0	0	0	0	0	0
Month to Month	0	0	0	0	0	0	0	0	0
Probation	0	0	0	0	0	0	0	0	0
Daily Paid	0	0	0	0	0	0	0	0	0
Contract	0	0	0	28	4	24	28	4	24
CFBT	0	0	0	0	0	0	0	0	0
<b>Age Group</b>	11	1	10	28	4	24	39	5	34
24 and below	0	0	0	11	0	11	11	0	11
25 - 29	9	1	8	11	3	8	20	4	16
30 -34	2	0	2	5	1	4	7	1	6
35 - 39	0	0	0	1	0	1	1	0	1
40 - 44	0	0	0	0	0	0	0	0	0
45 - 49	0	0	0	0	0	0	0	0	0
50 - 54	0	0	0	0	0	0	0	0	0
55 - 59	0	0	0	0	0	0	0	0	0
60 and Above	0	0	0	0	0	0	0	0	0
Unknown	0	0	0	0	0	0	0	0	0
<b>Service (Year)</b>	11	1	10	28	4	24	39	5	34
Below 1	3	0	3	2	0	2	5	0	5
1 - 2	7	1	6	18	2	16	25	3	22
3 - 5	1	0	1	6	2	4	7	2	5
6 - 10	0	0	0	2	0	2	2	0	2
11 - 15	0	0	0	0	0	0	0	0	0
16 - 20	0	0	0	0	0	0	0	0	0
21 and Above	0	0	0	0	0	0	0	0	0
Unknown	0	0	0	0	0	0	0	0	0

**3.5.22 HIGHER EDUCATION INSTRUCTORS' ACADEMIC QUALIFICATION,  
TERMS OF SERVICE, AGE GROUP AND YEARS OF SERVICE  
BY INSTITUTIONS, 2015**
**3.5.22.1 Kolej IGS (International Graduate Studies) - (KIGS)**

Categories	Lecturers								
	Citizen			Non Citizen			Total		
	MF	M	F	MF	M	F	MF	M	F
<b>Nationality</b>	26	10	16	29	13	16	55	23	32
<b>Academic Qualification</b>	26	10	16	29	13	16	55	23	32
Ph.D.	1	1	0	0	0	0	1	1	0
Master's Degree	10	4	6	18	8	10	28	12	16
Bachelor's Degree	14	5	9	11	5	6	25	10	15
Post Graduate Diploma	0	0	0	0	0	0	0	0	0
Certificate in Education	0	0	0	0	0	0	0	0	0
HND, AD, Level 5 Diploma	1	0	1	0	0	0	1	0	1
ND, OND, Level 4 Diploma	0	0	0	0	0	0	0	0	0
HNC, ONC, NC, Certificate	0	0	0	0	0	0	0	0	0
City & Guilds Advanced Craft	0	0	0	0	0	0	0	0	0
City & Guilds Higher Operative / Craft	0	0	0	0	0	0	0	0	0
City & Guilds Higher Operative Awards	0	0	0	0	0	0	0	0	0
BCGCE A Level, STPU, STP	0	0	0	0	0	0	0	0	0
BCGCE O Level, SPU, SPS	0	0	0	0	0	0	0	0	0
PMB	0	0	0	0	0	0	0	0	0
PSR Below	0	0	0	0	0	0	0	0	0
<b>Trained and Untrained</b>	26	10	16	29	13	16	55	23	32
Trained Teachers	14	6	8	28	13	15	42	19	23
Untrained Teachers	12	4	8	1	0	1	13	4	9
<b>Terms of Service (For Government Institution Only)</b>	26	10	16	29	13	16	55	23	32
<b>Permanent:</b>	0	0	0	0	0	0	0	0	0
Pension	26	10	16	0	0	0	26	10	16
TAP	0	0	0	0	0	0	0	0	0
Month to Month	0	0	0	0	0	0	0	0	0
Probation	0	0	0	0	0	0	0	0	0
Daily Paid	0	0	0	0	0	0	0	0	0
Contract	0	0	0	29	13	16	29	13	16
CFBT	0	0	0	0	0	0	0	0	0
<b>Age Group</b>	26	10	16	29	13	16	55	23	32
24 and below	2	0	2	0	0	0	2	0	2
25 - 29	16	6	10	11	5	6	27	11	16
30 -34	6	2	4	3	3	0	9	5	4
35 - 39	0	0	0	3	0	3	3	0	3
40 - 44	0	0	0	9	5	4	9	5	4
45 - 49	2	2	0	3	0	3	5	2	3
50 - 54	0	0	0	0	0	0	0	0	0
55 - 59	0	0	0	0	0	0	0	0	0
60 and Above	0	0	0	0	0	0	0	0	0
Unknown	0	0	0	0	0	0	0	0	0
<b>Service (Year)</b>	26	10	16	29	13	16	55	23	32
Below 1	9	4	5	8	3	5	17	7	10
1 - 2	11	4	7	4	2	2	15	6	9
3 - 5	6	2	4	14	7	7	20	9	11
6 - 10	0	0	0	3	1	2	3	1	2
11 - 15	0	0	0	0	0	0	0	0	0
16 - 20	0	0	0	0	0	0	0	0	0
21 and Above	0	0	0	0	0	0	0	0	0
Unknown	0	0	0	0	0	0	0	0	0

**3.5.22 HIGHER EDUCATION INSTRUCTORS' ACADEMIC QUALIFICATION,  
TERMS OF SERVICE, AGE GROUP AND YEARS OF SERVICE  
BY INSTITUTIONS, 2015**

**3.5.22.2 LAKSAMANA COLLEGE OF BUSINESS (LCB)**

Categories	Lecturers								
	Citizen			Non Citizen			Total		
	MF	M	F	MF	M	F	MF	M	F
<b>Nationality</b>	<b>6</b>	<b>1</b>	<b>5</b>	<b>24</b>	<b>16</b>	<b>8</b>	<b>30</b>	<b>17</b>	<b>13</b>
<b>Academic Qualification</b>	<b>6</b>	<b>1</b>	<b>5</b>	<b>24</b>	<b>16</b>	<b>8</b>	<b>30</b>	<b>17</b>	<b>13</b>
Ph.D.	0	0	0	5	5	0	5	5	0
Master's Degree	3	1	2	7	3	4	10	4	6
Bachelor's Degree	3	0	3	11	7	4	14	7	7
Post Graduate Diploma	0	0	0	1	1	0	1	1	0
Certificate in Education	0	0	0	0	0	0	0	0	0
HND, AD, Level 5 Diploma	0	0	0	0	0	0	0	0	0
HNC, ONC, NC, Certificate	0	0	0	0	0	0	0	0	0
ND, OND, Level 4 Diploma	0	0	0	0	0	0	0	0	0
City & Guilds	0	0	0	0	0	0	0	0	0
BCGCE A Level, STPU, STP	0	0	0	0	0	0	0	0	0
BCGCE O Level, SPU, SPS	0	0	0	0	0	0	0	0	0
PMB	0	0	0	0	0	0	0	0	0
PSR Below	0	0	0	0	0	0	0	0	0
<b>Trained and Untrained</b>	<b>6</b>	<b>1</b>	<b>5</b>	<b>24</b>	<b>16</b>	<b>8</b>	<b>30</b>	<b>17</b>	<b>13</b>
Trained Teachers	3	1	2	2	2	0	5	3	2
Untrained Teachers	3	0	3	22	14	8	25	14	11
<b>Terms of Service (For Government Institution Only)</b>	<b>6</b>	<b>1</b>	<b>5</b>	<b>24</b>	<b>16</b>	<b>8</b>	<b>30</b>	<b>17</b>	<b>13</b>
<b>Permanent:</b>									
Pension	0	0	0	0	0	0	0	0	0
TAP	2	0	2	0	0	0	2	0	2
Month to Month	0	0	0	0	0	0	0	0	0
Probation	0	0	0	0	0	0	0	0	0
Daily Paid	4	1	3	7	7	0	11	8	3
Contract	0	0	0	17	9	8	17	9	8
CFBT	0	0	0	0	0	0	0	0	0
<b>Age Group</b>	<b>6</b>	<b>1</b>	<b>5</b>	<b>24</b>	<b>16</b>	<b>8</b>	<b>30</b>	<b>17</b>	<b>13</b>
24 and below	0	0	0	0	0	0	0	0	0
25 - 29	2	0	2	4	3	1	6	3	3
30 - 34	1	0	1	1	0	1	2	0	2
35 - 39	1	0	1	4	3	1	5	3	2
40 - 44	0	0	0	8	4	4	8	4	4
45 - 49	0	0	0	3	2	1	3	2	1
50 - 54	0	0	0	3	3	0	3	3	0
55 - 59	2	1	1	1	1	0	3	2	1
60 and Above	0	0	0	0	0	0	0	0	0
Unknown	0	0	0	0	0	0	0	0	0
<b>Service (Year)</b>	<b>6</b>	<b>1</b>	<b>5</b>	<b>24</b>	<b>16</b>	<b>8</b>	<b>30</b>	<b>17</b>	<b>13</b>
Below 1	0	0	0	0	0	0	0	0	0
1 - 2	5	0	5	15	9	6	20	9	11
3 - 5	1	1	0	4	3	1	5	4	1
6 - 10	0	0	0	3	3	0	3	3	0
11 - 15	0	0	0	2	1	1	2	1	1
16 - 20	0	0	0	0	0	0	0	0	0
21 and Above	0	0	0	0	0	0	0	0	0
Unknown	0	0	0	0	0	0	0	0	0

# Section : 4

## Education Statistical Series 2015

99

## 4.1 NUMBER OF SCHOOLS BY LEVEL OF EDUCATION

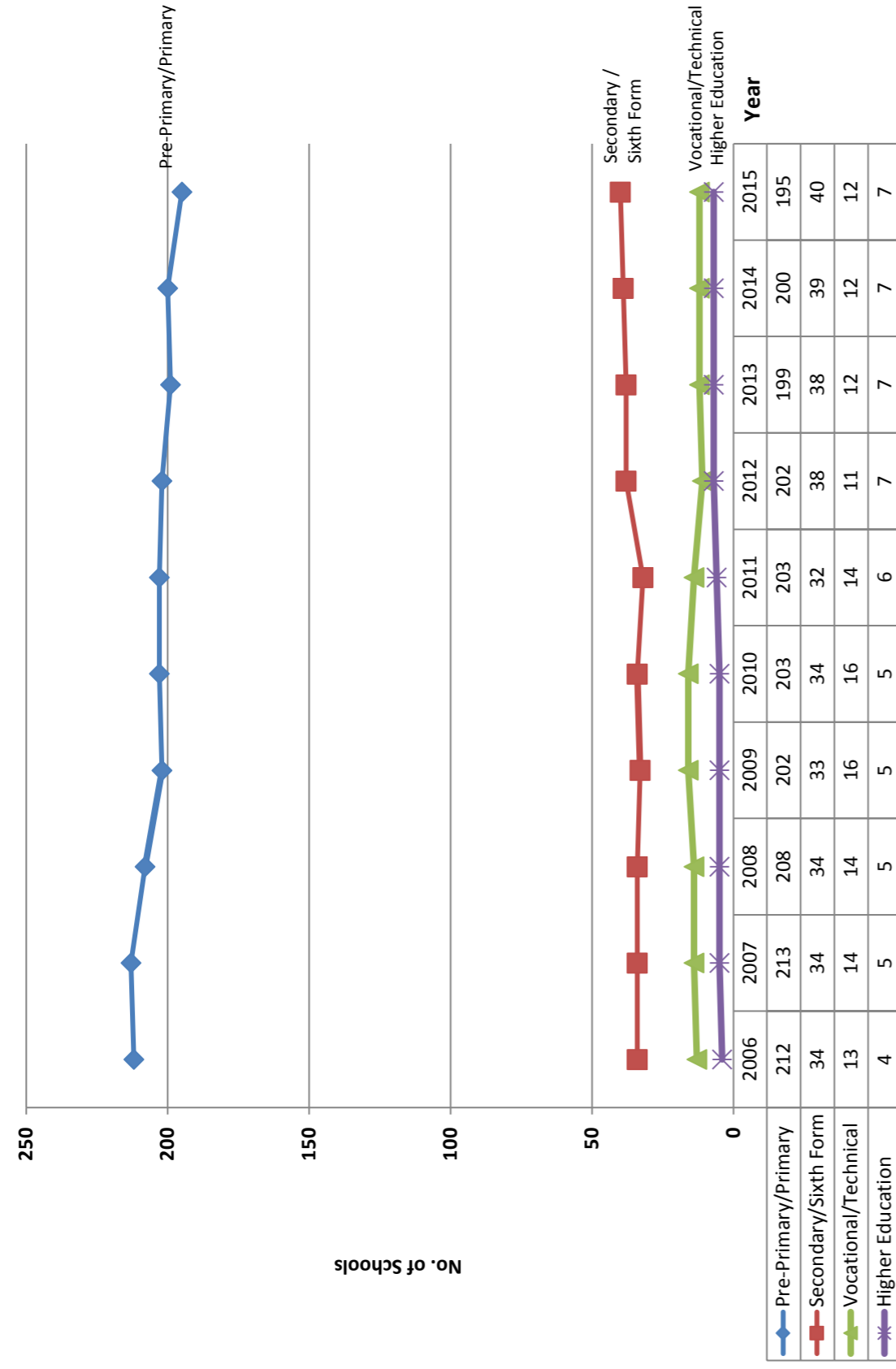
Year	Level												Grand Total			
	Pre-Primary/Primary			Secondary/Sixth Form			Vocational/Technical			Higher Education						
	Govt (1)	Other (2)	Private (3)	Govt (1)	Other (2)	Private (3)	Govt (1)	Other (2)	Private (3)	Govt (1)	Other (2)	Private (3)		Total		
2006	123	6	83	212	30	4	34	7	2	4	13	2	1	1	4	263
2007	123	6	84	213	30	4	34	8	2	4	14	3	1	1	5	266
2008	120	5	83	208	30	4	34	8	2	4	14	3	1	1	5	261
2009	119	2	81	202	29	4	33	10	3	3	16	3	1	1	5	256
2010	119	3	81	203	30	4	34	10	3	3	16	3	1	1	5	258
2011	119	5	79	203	30	2	32	10	2	2	14	3	1	2	6	255
2012	119	4	79	202	35	3	38	7	2	2	11	4	1	2	7	258
2013	120	5	74	199	35	3	38	7	2	3	12	4	1	2	7	256
2014	120	5	75	200	36	2	39	7	2	3	12	4	1	2	7	258
2015	118	5	72	195	36	3	40	7	2	3	12	4	1	2	7	254

**Note :**

- (1) Schools/Colleges/Institutions under the Ministry of Education. For the year 2005 - 2008, one (1) government school (Sekolah PDN PJ Sengkarai Tutong) offered both primary and secondary levels which are included in the total number of pre-school/primary schools.
- (2) Schools/Colleges/Institutions under the Ministry of Religious Affairs, Ministry of Culture Youth and Sports and Prime Minister's Office.
- (3) Schools/Colleges/Institutions under the Private Sector.
- (4) Some Private schools that offer both primary and secondary levels are included in the total number of pre-school/primary schools.



Figure 4.1 Number of Schools by Level of Education, 2006 - 2015



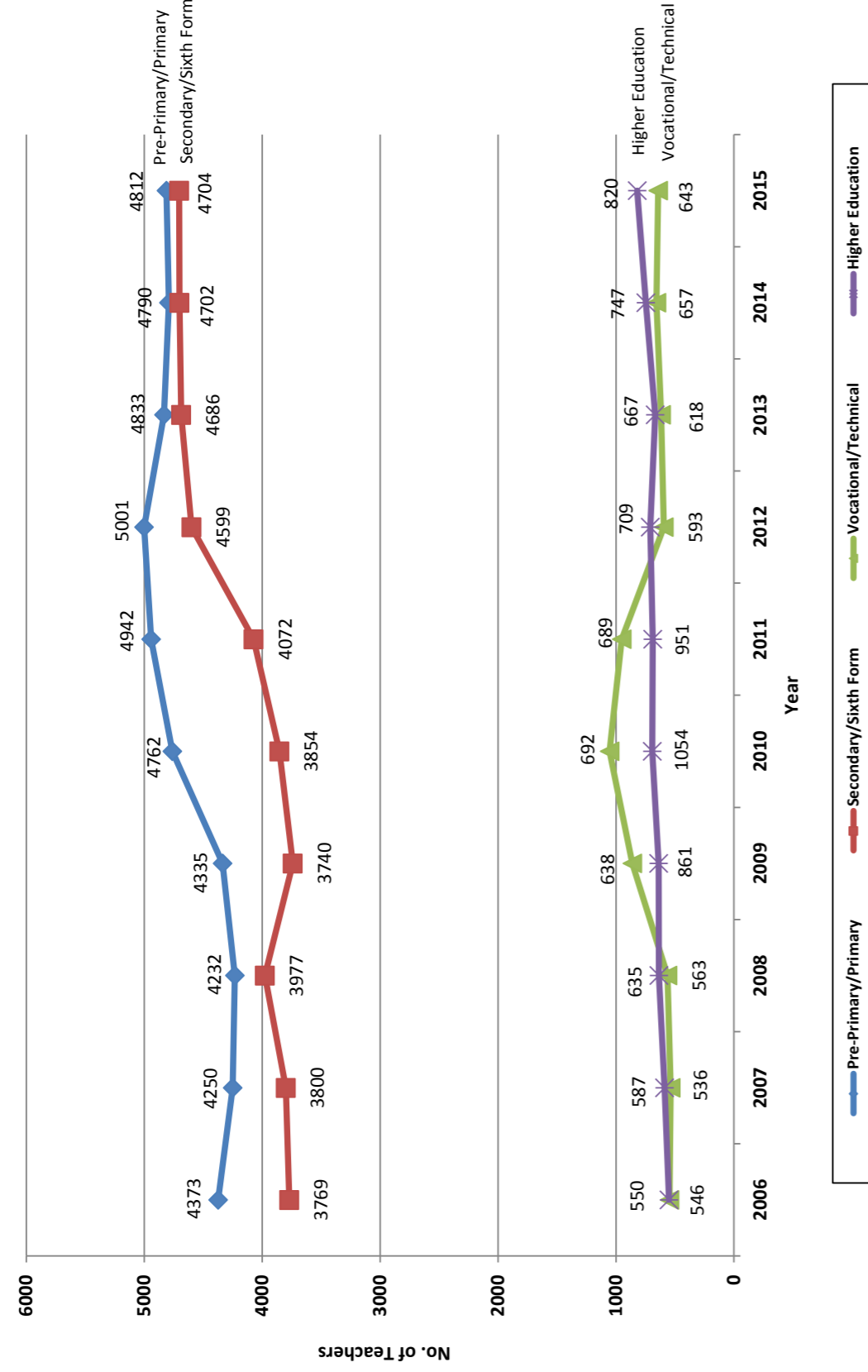
4.2 NUMBER OF TEACHERS / INSTRUCTORS BY LEVEL OF EDUCATION

Year	Level												Grand Total			
	Pre-Primary/Primary			Secondary/Sixth Form			Vocational/Technical			Higher Education						
	Govt (1)	Other (2)	Private (3)	Govt (1)	Other (2)	Private (3)	Govt (1)	Other (2)	Private (3)	Govt (1)	Other (2)	Private (3)		Total		
2006	2687	119	1567	4373	3066	255	448	3769	478	31	37	546	499	43	8	9238
2007	2640	118	1492	4250	3096	282	422	3800	470	36	30	536	539	38	10	9173
2008	2678	66	1488	4232	3202	297	478	3977	499	31	33	563	587	37	11	9407
2009	2704	100	1531	4335	3018	231	491	3740	742	91	28	861	583	45	10	9574
2010	2922	404	1436	4762	3142	222	490	3854	924	91	39	1054	636	47	9	10362
2011	3115	110	1717	4942	3389	257	426	4072	825	102	24	951	608	45	36	10654
2012	3113	142	1746	5001	3743	393	463	4599	464	71	58	593	621	36	52	10902
2013	3090	126	1617	4833	3709	392	585	4686	503	36	79	618	599	44	24	10804
2014	3021	143	1626	4790	3867	309	526	4702	527	39	91	657	618	48	81	10896
2015	2940	167	1705	4812	3835	352	517	4704	506	45	92	643	685	50	85	10979

**Note :**

- (1) Schools/Colleges/Institutions under the Ministry of Education.  
(2) Schools/Colleges/Institutions under the Ministry of Religious Affairs, Ministry of Culture Youth and Sports and Prime Minister's Office  
(3) Schools/Colleges/Institutions under the Private Sector.

Figure 4.2 Number of Teachers by Level of Education, 2006 - 2015



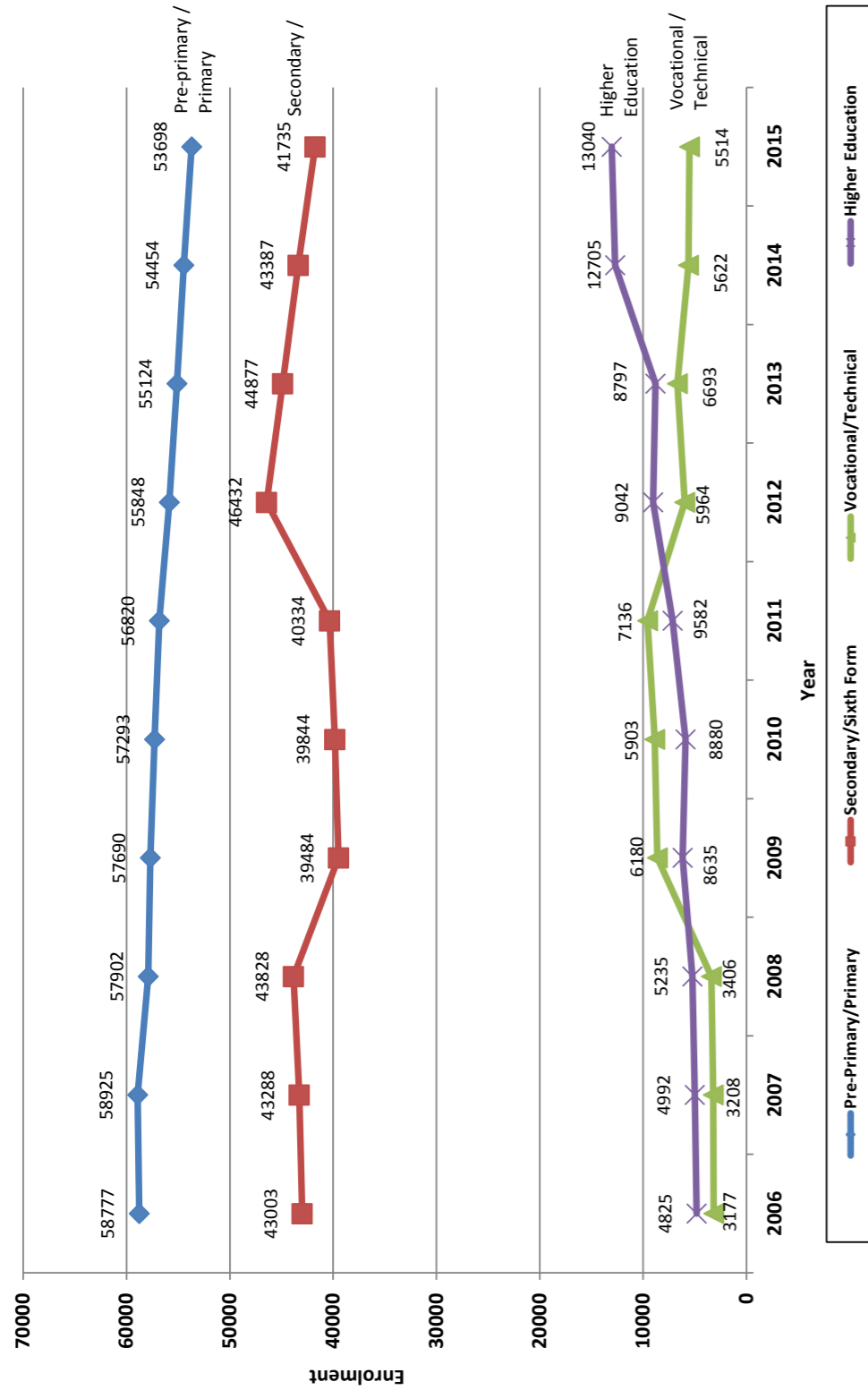
4.3 ENROLMENT BY LEVEL OF EDUCATION

Year	Education Level												Grand Total				
	Pre-Primary/Primary			Secondary/Sixth Form			Vocational/Technical			Higher Education							
	Govt (1)	Other (2)	Private (3)	Govt (1)	Other (2)	Private (3)	Govt (1)	Other (2)	Private (3)	Govt (1)	Other (2)	Private (3)		Total			
2006	32551	755	25471	58777	35806	1473	5724	43003	2648	336	193	3177	4380	417	28	4825	109782
2007	32524	638	25763	58925	36182	1476	5630	43288	2551	369	288	3208	4526	435	31	4992	110413
2008	31524	582	25796	57902	36717	1390	5721	43828	2711	382	313	3406	4747	437	51	5235	110371
2009	31234	747	25709	57690	32813	1172	5499	39484	7064	693	878	8635	5677	451	52	6180	111989
2010	30842	932	25519	57293	33088	1220	5536	39844	7142	685	1053	8880	5291	530	82	5903	111920
2011	30187	990	25643	56820	33167	1470	5697	40334	7819	670	1093	9582	5812	566	758	7136	113872
2012	29055	1049	25744	55848	38395	1933	6104	46432	3967	344	1653	5964	6940	648	1454	9042	117286
2013	27878	1088	26158	55124	36481	2275	6121	44877	4609	291	1793	6693	7738	732	327	8797	115491
2014	26778	1236	26440	54454	34630	2472	6285	43387	3409	258	1955	5622	9472	820	2413	12705	116168
2015	26002	1521	26175	53698	32939	2726	6070	41735	3779	262	1473	5514	9417	774	2849	13040	113987

Note :

- (1) Schools/Colleges/Institutions under the Ministry of Education.
- (2) Schools/Colleges/Institutions under the Ministry of Religious Affairs, Ministry of Culture Youth and Sports and Prime Minister's Office
- (3) Schools/Colleges/Institutions under the Private Sector.

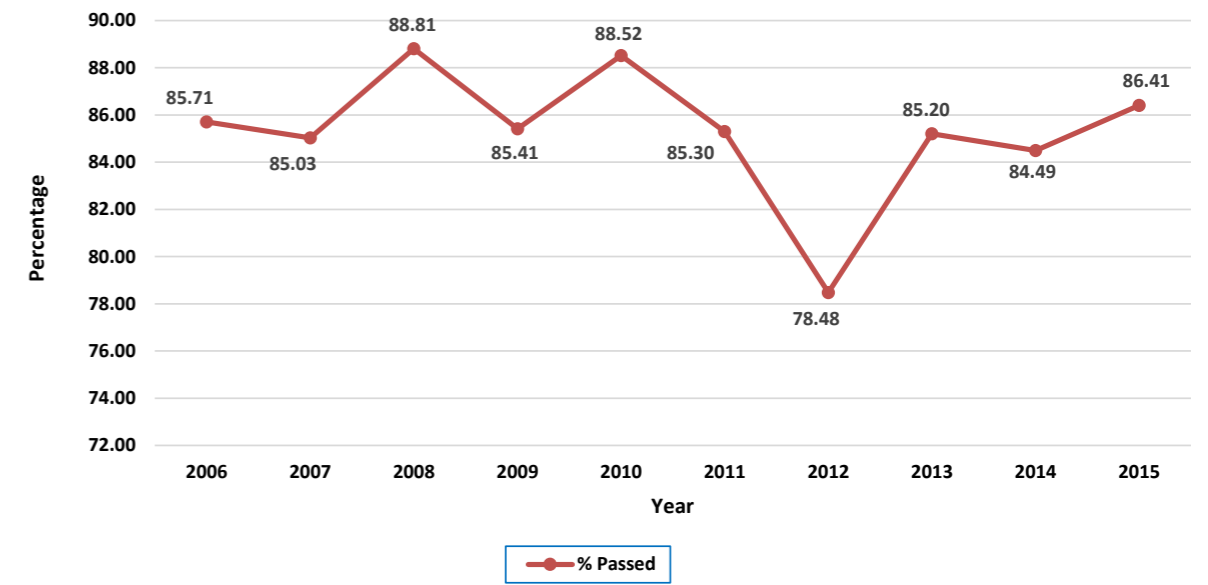
Figure 4.3 Enrolment by Level of Education, 2006 - 2015



4.4 PERCENTAGE OF PUPILS PASSED IN PRIMARY SCHOOL ASSESSMENT (PSR) EXAMINATION

PSR		Year									
		2006	2007	2008	2009	2010	2011	2012	2013	2014	2015
All	Total Sat	7075	7219	6729	6553	6776	7388	6924	6743	6349	6453
	% Passed	85.71	85.03	88.81	85.41	88.52	85.30	78.48	85.20	84.49	86.41

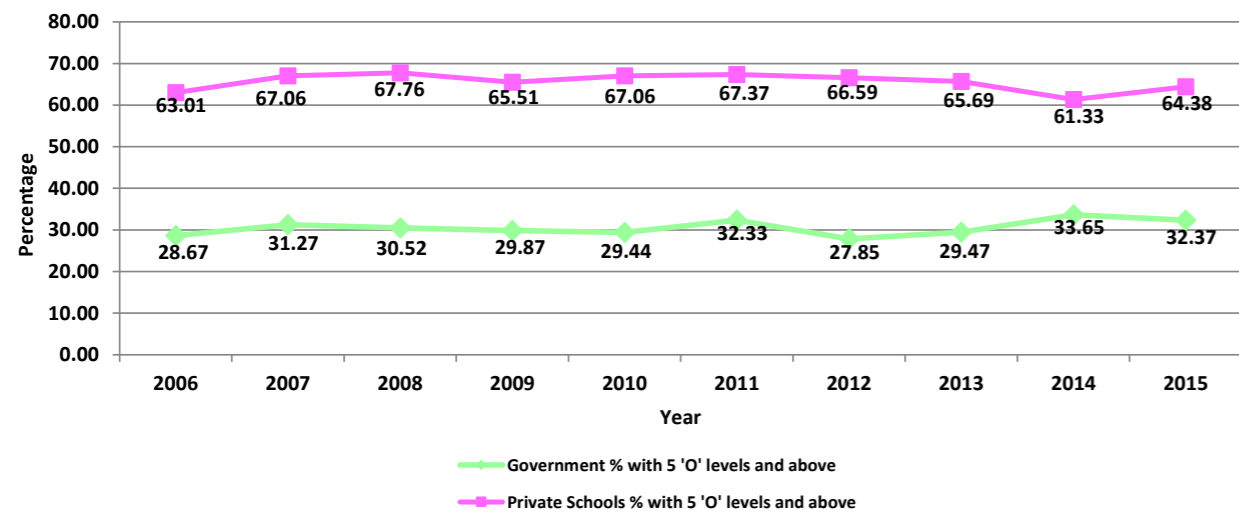
Figure 4.4 Percentage of Pupils Passed in Primary School Assessment (PSR) Examination



**4.5 PERCENTAGE OF STUDENTS PASSED IN WITH 5 'O' AND ABOVE IN O LEVEL EXAMINATION BY SECTOR**

'O' LEVEL		Year									
		2006	2007	2008	2009	2010	2011	2012	2013	2014	2015
Government	Total Sat	5620	5722	5956	6284	6620	7934	7731	6234	5724	5774
	% with 5'O' and above	28.67	31.27	30.52	29.87	29.44	32.33	27.85	29.47	33.65	32.37
Private Schools	Total Sat	730	671	673	748	756	938	883	787	812	845
	% with 5'O' and above	63.01	67.06	67.76	65.51	67.06	67.37	66.59	65.69	61.33	64.38
All	Total Sat	6350	6393	6629	7032	7376	8872	8614	7021	6536	6619
	% with 5'O' and above	32.61	35.02	34.30	33.66	33.29	36.03	31.82	33.53	37.09	36.46

**Figure 4.5 Percentage of Students Passed with 5 'O' and Above in BCGCE 'O' Level Examination by Sector**



**4.6 PERCENTAGE OF STUDENTS PASSED WITH 2'A' AND ABOVE IN BCGCE 'A' LEVEL EXAMINATION**

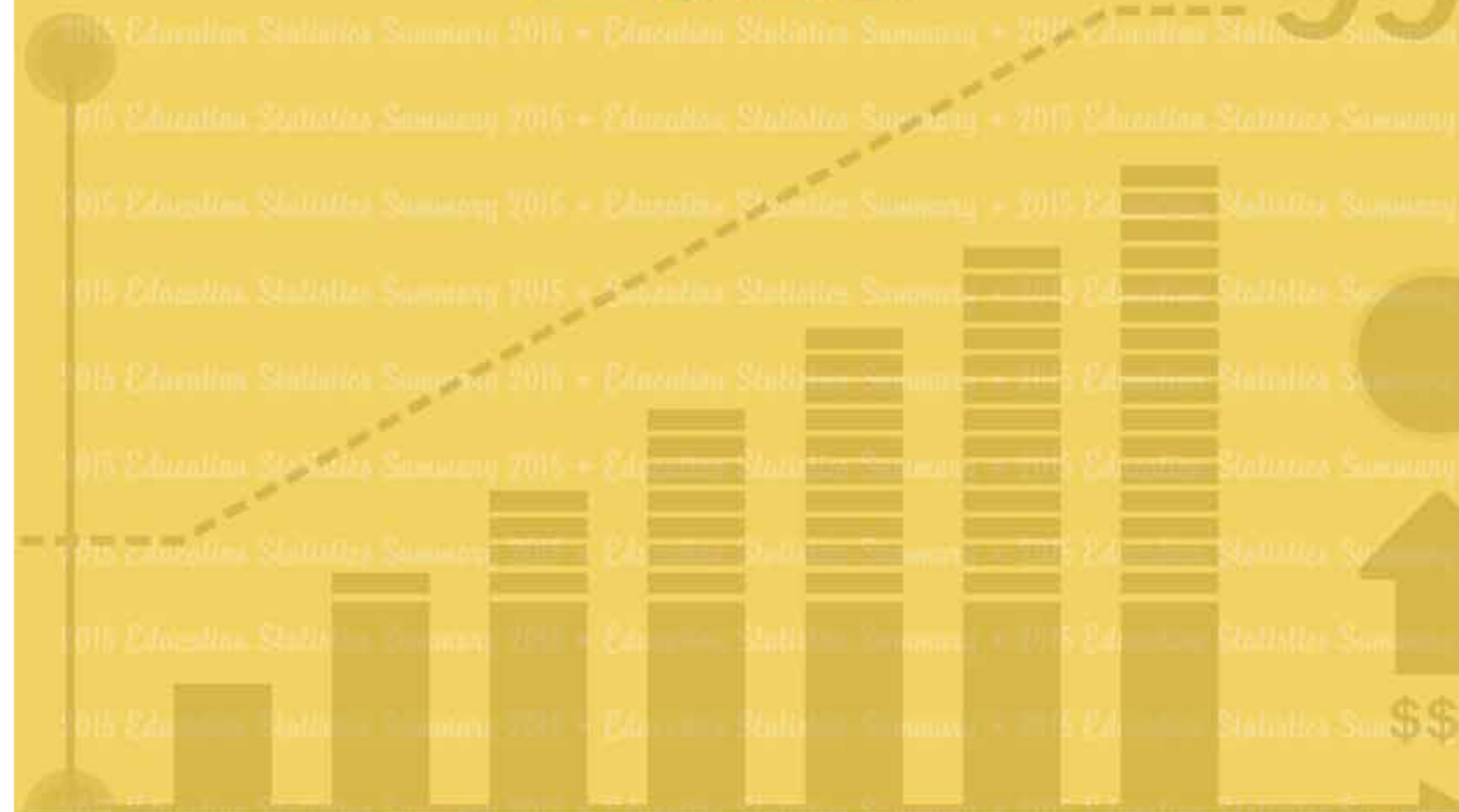
'A' LEVEL	Total Sat	Year									
		2006	2007	2008	2009	2010	2011	2012	2013	2014	2015
Government	% with 2'A' and above	1717	1890	1946	2225	2226	2313	2395	2963	2797	2421
		74.55	76.58	78.52	75.73	77.13	75.92	79.50	83.16	72.65	75.46

**Figure 4.6 Percentage of Students with 2 'A' and Above passes in BCGCE 'A' Examination**



Section : **5**

List of Schools  
**2015**



MINISTRY OF EDUCATION

Cluster	District	Level	School's / Institute's Name	
KLUSTER 1	BRUNEI MUARA	Sixth Form	Maktab Duli Pengiran Muda Al-Muhtadee Billah	
		Secondary	Maktab Sultan Omar Ali Saifuddien	
			Sekolah Menengah Katok	
			Sekolah Menengah Menglait	
		Pre-Primary & Primary	Sekolah Tinggi Perempuan Raja Isteri	
			Sekolah Rendah Datu Ratna Haji Muhammad Jaafar, Kiarong	
	Sekolah Rendah Beribi Telanai			
	Sekolah Rendah Kampong Mata-Mata			
	TEMBURONG	Secondary	Sekolah Rendah Katok 'A'	
			Sekolah Rendah Pintu Malim	
Pre-Primary & Primary		Sekolah Rendah PPSD Sahibul Bandar		
		Sekolah Rendah Puser Ulak		
		Sekolah Rendah Tungku		
		Sekolah Menengah Sultan Hassan		
KLUSTER 2	BRUNEI MUARA	Sekolah Rendah Amo		
		Sekolah Rendah Labu Estate		
		Sekolah Rendah Negalang		
	Pre-Primary & Primary	Sekolah Rendah Piasau-Piasau		
		Sekolah Rendah Puni		
		Sekolah Rendah Rataie		
		Sekolah Rendah Selangan		
		Sekolah Rendah Selapon		
		Sekolah Rendah Semabat		
		Sekolah Rendah Sultan Hashim		
		Sekolah Rendah Sultan Hassan		
		BRUNEI MUARA	Sixth Form	Pusat Tingkatan Enam Sengkurong
			Secondary	Sekolah Menengah Awang Semaun
				Sekolah Menengah Masin
		Sekolah Menengah Sayyidina Hassan		
		Pre-Primary & Primary	Sekolah Menengah Sayyidina Husain	
Sekolah Menengah Sultan Muhammad Jamalul Alam				
Sekolah Rendah Datu Ahmad				
Sekolah Rendah Haji Tarif				
Sekolah Rendah Kg Bendahara Lama				
Sekolah Rendah Mabohai				
Sekolah Rendah Pg Anak Puteri Besar				
Sekolah Rendah Raja Isteri Fatimah				
Sekolah Rendah Saba Darat				
Sekolah Rendah Sungai Kebun				
Sekolah Rendah Sungai Siamas				
Sekolah Rendah Bendahara Sakam Bunut				
Sekolah Rendah Haji Md Jaafar Maun, Kiulap				
Sekolah Rendah OKSB Kilanas				
Sekolah Rendah AHMY Katimahar				
Sekolah Rendah Bebulo				
Sekolah Rendah Bengkurong				
Sekolah Rendah Jerudong				
Sekolah Rendah Masin				
Sekolah Rendah Mulaut				
Sekolah Rendah Panchor Murai				
Sekolah Rendah PB Limau Manis				
Sekolah Rendah Pengkalan Batu				
Sekolah Rendah Sengkurong				

## MINISTRY OF EDUCATION

Cluster	District	Level	School's / Institute's Name
KLUSTER 3	BRUNEI MUARA	Secondary & Sixth Form	Maktab Sains Paduka Seri Begawan Sultan
		Secondary	Sekolah Menengah Berakas
			Sekolah Menengah Lambak Kiri
			Sekolah Menengah Pengiran Anak Puteri Hajah Masna
			Sekolah Menengah Sayyidina Abu Bakar
			Sekolah Menengah Sayyidina Umar Al-Khattab
		Pre-Primary & Primary	Sekolah Rendah Amar Pahlawan
			Sekolah Rendah Anggerek Desa
			Sekolah Rendah Berakas Garison
			Sekolah Rendah Dato Basir
			Sekolah Rendah Dato Marsal
			Sekolah Rendah Dato Othman
Sekolah Rendah DMW Lambak			
Sekolah Rendah Lambak Kanan Jalan 49			
Sekolah Rendah Pehin Dato Jamil			
Sekolah Rendah Pantai Berakas			
Sekolah Rendah Perpindahan Lambak Kanan Jalan 10			
Sekolah Rendah Pulaie			
Sekolah Rendah Delima Satu			
Sekolah Rendah Junjongan			
Sekolah Rendah Kasat			
Sekolah Rendah Lumapas			
Sekolah Rendah NAR Menunggol			
Sekolah Rendah Putat			
KLUSTER 4	BRUNEI MUARA	Sixth Form	Pusat Tingkatan Enam Meragang
		Secondary	Sekolah Menengah Pehin Datu Seri Maharaja Mentiri
			Sekolah Menengah Pengiran Isteri Hajah Mariam
			Sekolah Menengah Rimba
			Sekolah Menengah Rimba II
		Pre-Primary & Primary	Sekolah Rendah Angkatan Tentera Laut Muara
			Sekolah Rendah Batu Marang
			Sekolah Rendah Dato Mohd Yassin
			Sekolah Rendah Haji Mohd Salleh Sungai Hanching
			Sekolah Rendah Kapok
			Sekolah Rendah Mentiri
			Sekolah Rendah Orang Kaya Besar Imas Subok
Sekolah Rendah Serasa			
Sekolah Rendah SUAS Muara			
Sekolah Rendah Sultan Abdul Bubin Sungai Besar			
Sekolah Rendah Sungai Bunga, Tanjong Kindana			
Sekolah Rendah Tanah Jambu			
Sekolah Rendah Rimba I			
Sekolah Rendah Rimba II			
TUTONG	TUTONG	Secondary	Sekolah Menengah Raja Isteri Pengiran Anak Saleha
		Pre-Primary & Primary	Sekolah Rendah Bakiau
			Sekolah Rendah Batang Mitus
			Sekolah Rendah Birau
Sekolah Rendah Kiudang			
Sekolah Rendah OKAWSD Kupang			

## MINISTRY OF EDUCATION

Cluster	District	Level	School's / Institute's Name
KLUSTER 5	TUTONG	Sixth Form	Pusat Tingkatan Enam Tutong
		Secondary	Sekolah Menengah Muda Hashim
			Sekolah Menengah Sayyidina Othman
			Sekolah Menengah Sufri Bolkiah
			Sekolah Menengah Tanjong Maya
		Pre-Primary & Primary	Sekolah Rendah Binturan
			Sekolah Rendah Bukit Panggal
			Sekolah Rendah Kampong Menengah
			Sekolah Rendah Keriam
			Sekolah Rendah Lamunin
			Sekolah Rendah Muda Hashim
			Sekolah Rendah Penanjong
Sekolah Rendah Pengiran Dipa Negara Pengiran Jaya			
Sekolah Rendah Pg Muda Mahkota			
Sekolah Rendah Sinaut			
Sekolah Rendah Tutong Kem			
Sekolah Rendah Abdul Rashid Tanjong Maya			
Sekolah Rendah Benutan			
Sekolah Rendah Bukit Udal			
Sekolah Rendah Danau			
Sekolah Rendah DPS Ukong			
Sekolah Rendah Kampong Bukit			
Sekolah Rendah Lubok Pulau			
Sekolah Rendah Panchong			
Sekolah Rendah Penapar			
Sekolah Rendah Perpindahan Bukit Beruang II			
Sekolah Rendah PKN Bukit Beruang			
Sekolah Rendah Rambai			
Sekolah Rendah Tumpuan Telisai			
KLUSTER 6	BELAIT	Secondary & Sixth Form	Sekolah Menengah Sayyidina Ali
		Secondary	Maktab Anthony Abell
			Sekolah Menengah Pengiran Anak Puteri Hajah Rashidah
			Sekolah Menengah Perdana Wazir
		Pre-Primary & Primary	Sekolah Menengah PJJ Pg Haji Abu Bakar
			Sekolah Rendah Ahmad Tajuddin
			Sekolah Rendah DMSD Sukang
			Sekolah Rendah Kuala Belait
			Sekolah Rendah Labi
			Sekolah Rendah Lumut
			Sekolah Rendah Melilas
			Sekolah Rendah Merangking
Sekolah Rendah Muhammad Alam			
Sekolah Rendah OKPB Bukit Sawat			
Sekolah Rendah Panaga			
Sekolah Rendah PSB Sultan Omar Ali Saifuddin			
Sekolah Rendah PSJ Pg Hj Abd Momin			
Sekolah Rendah PSN Pg Hj Mohd Yusof			
Sekolah Rendah Sungai Liang			
Sekolah Rendah Sungai Tali, Lumut II			
Sekolah Rendah Sungai Teraban			
BRUNEI MUARA	BRUNEI MUARA	Higher Education	Universiti Brunei Darussalam Institut Teknologi Brunei Universiti Islam Sultan Sharif Ali Politeknik Brunei
		Vocational / Technical Education	Maktab Teknik Sultan Saiful Rijal Sekolah Perdagangan Sekolah Vokasional Nakhoda Ragam Sekolah Vokasional Wasan Pusat Latihan Mekanik
BELAIT	BELAIT	Vocational / Technical Education	Maktab Kejuruteraan Jefri Bolkiah Sekolah Vokasional Sultan Bolkiah

## PRIVATE SCHOOLS &amp; INSTITUTIONS

District	Level	School's / Institute's Name
BRUNEI MUARA	Pre-Primary	Joyful Kids Montessori School Nusa Laila Puteri (Tanjung Bunut) Sekolah DKRJ Sunflower Sekolah Jigsaw Playschool Sekolah Rising Star Child Development Sekolah Taman Asuhan Pertiwi Sekolah Taman Didikan Anak-Anak Polis Di Raja Brunei Seri Mulia Sarjana School Pra, Kg.Santul Wonder Kidz School
	Pre-Primary & Primary	Fairview School Little Star Primary School Nusa Laila Puteri (Beribi) Nusa Laila Puteri (Kiulap) Nusa Laila Puteri (Sungai Buloh) Sekolah Al-Falaah (Cawangan Mulaut) Sekolah Al-Falaah Sg Akar Sekolah Bakti Dewa (Cawangan Berakas) Sekolah Bakti Dewa (Cawangan Jerudong) Sekolah Bright Jigsaw International Sekolah Cahaya Bina Insan Kilanas Sekolah Cemerlang Abejess Sekolah DES Sekolah Freda Radin Sekolah Kesuma Mekar Sekolah Rendah Iqra Sekolah Rendah Jigsaw Berakas Sekolah Rendah Learning Tree Sekolah Riverside (Cawangan Masin) Sekolah Riverside (Cawangan Sungai Matan) Sekolah Sinaran Mas Sekolah Sinaran Pelangi Sekolah Stella's Nursery Sekolah Sunshine Sekolah Syamde Bright Kids Sekolah Tadika Alif (Cawangan Tungku) Sekolah Tadika Datin Hjh Malai Rogayah Sekolah Tadika and Rendah Menengah P.G.G.M.B (Sg Akar) Sekolah Tangga Gemilang Sekolah Tinkerbelle Learning Sekolah Tunas Cemerlang Sekolah Tunas Jaya PGGMB (Cawangan Lambak) Sekolah Tunas Jaya PGGMB (Cawangan Madang) Seri Mulia Sarjana International School

## PRIVATE SCHOOLS &amp; INSTITUTIONS

District	Level	School's / Institute's Name
BRUNEI MUARA	Pre-Primary, Primary & Secondary	Sekolah Menengah Chung Hwa Sekolah St Andrew's Sekolah St George's Sekolah Taska, Rendah & Menengah Yayasan Sultan Haji Hassanal Bolkiah
	Pre-Primary, Primary, Secondary & Sixth Form	International School Brunei
	Pre-Primary, Primary, Secondary & Sixth Form	Sekolah Jerudong International
	Primary only	Seri Mulia Sarjana School Rendah
	Primary & Secondary	Nusa Laila Puteri Jangsak
	Secondary only	Seri Mulia Sarjana Secondary School
	Technical / Vocational Institution	Cosmopolitan College of Commerce & Technology KEMUDA Institute Services Sdn Bhd Micronet International College
TUTONG	Higher Education	Kolej International Graduate Studies Laksamana College of Business
	Pre-Primary	Sekolah Bakti Dewa, Panchur Dulit
BELAIT	Pre-Primary & Primary	Sekolah Chung Hwa Kiudang Sekolah Chung Hwa Tutong Sekolah Nurul Falah Sekolah Nusa Jaya Kg Keriam Sekolah Pertama Tutong Tutong Public English School
	Pre-Primary	Sekolah Tadika Alif Sekolah Kindycare Sekolah Tadika ABC
	Pre-Primary & Primary	International School of Brunei (ISB) Cawangan Belait Sekolah Chung Hwa Labi Sekolah Chung Lian Sekolah Tunas Jaya PGGMB
TEMBURONG	Pre-Primary, Primary & Secondary	Sekolah Menengah Chung Ching Sekolah Menengah Chung Hwa Sekolah Panaga International Sekolah St. Angela's Sekolah St. James's Sekolah St. John's Sekolah St. Margaret's
	Pre-Primary & Primary	Sekolah Pai Yuek Sekolah Suria Jaya Kindergarten



## MINISTRY OF RELIGIOUS AFFAIRS

District	Level	School's / Institute's Name
BRUNEI MUARA	Primary only	Sekolah Persediaan Arab BSB
	Primary & Secondary	Sekolah Arab Sungai Akar
	Secondary only	Sekolah Ugama Arab Menengah Raja Isteri Pengiran Anak Damit
	Secondary & Sixth Form	Institut Tahfiz Al-Quran Sultan Haji Hassanah Bolkiah
	Sixth Form only	Sekolah Menengah Arab Laki-laki Hassanah Bolkiah
	Higher Education	Kolej Universiti Perguruan Ugama Seri Begawan
TUTONG	Primary & Secondary	Sekolah Mahad Islam Brunei
BELAIT	Primary & Secondary	Sekolah Arab Lelaki Belait
TEMBURONG	Primary & Secondary	Sekolah Arab Temburong

## MINISTRY OF CULTURE YOUTH AND SPORTS

District	Level	School's / Institute's Name
BRUNEI MUARA	Vocational / Technical Education	Pusat Pembangunan Belia

## PRIME MINISTER'S OFFICE

District	Level	School's / Institute's Name
BRUNEI MUARA	Vocational / Technical Education	Pusat Latihan Kesenian dan Pertukangan Tangan